



**REGULAR COUNCIL MEETING AGENDA**  
**Held on Wednesday, February 18, 2026, at 5:00 PM**  
**In-Person Town Hall Council Chambers 2<sup>nd</sup> Floor**

**Teleconference Toll Free Number – 1-833-311-4101**  
**Access Code: 2869 849 8775**

**Video Conference Link: [Click Here](#)**  
**Access Code: 2869 849 8775**

<b>1.</b>	<b>Call Meeting to Order</b>
<b>2.</b>	<b>Disclosure of Pecuniary Interest &amp; General Nature Thereof</b>
<b>3.</b>	<b>Canadian National Anthem</b>
<b>4.</b>	<b>Land Acknowledgement Statement</b>
<b>5.</b>	<b>Public Question/Comment</b> (Only Addressing Motion(s) or Reports on the Agenda)
<b>6.</b>	<b>Disclosure Additional Items</b>
<b>7.</b>	<b>Delegations</b>
	1. Stone South Condominium Corporation, Howard Allen, Treasurer – Various Requests to Council
<b>8.</b>	<b>Presentations/Awards/Deputations</b> – None
<b>9.</b>	<b>Mayor’s Declarations</b> – None
<b>10.</b>	<b>Unfinished Business</b>
	<b>John Morrison, Treasurer</b>
	Council-FIN-2026-04 – 2026 Operating and 2026-2035 Capital Budgets
	Council-FIN-2026-05 – 2026 Water and Wastewater Operating and Capital Budget and Rates
<b>11.</b>	<b>Motion #26-031 – Approval of Minutes – Wednesday, February 4, 2026</b>
<b>12.</b>	<b>Staff Reports</b>
	<b>John Morrison, Treasurer</b>
	Council-FIN-2026-06 – 2024 Municipal Financial Profile

The Town invites and encourages people with disabilities to attend and voice their comments in relation to accessibility related reports. For those who are unable to attend, the Town encourages the use of the Customer Feedback Form found on the Accessibility Page on the Town’s website.

<b>13.</b>	<b>Motions (Council Direction to Staff)</b>
	1. Reconsider Motion #26-030 – Support Edwardsburg-Cardinal Nomination to Kraft Hockeyville for Spencerville Arena – Mayor Beddows
	2. Physician Recruitment and Experiential Locum Policies – Direction to Staff – Councillor Koiner
<b>14.</b>	<b>Correspondence</b>
	1. Mathew Heidt – Proposal to Install a Pedestrian Crossover – Stone Street North and North Street
	2. UCLG Media Release – Counties Update on Warming Centre Operations, Donations and Volunteers
<b>15.</b>	<b>Notice Required Under the Notice By-law</b>
	1. By-law No. 2026-001 – 2026 Operating and 2026-2035 Capital Budgets – Wednesday, March 4, 2026 – Third (3 <sup>rd</sup> ) Reading
	2. By-law No. 2026-002 – 2026 Water and Wastewater Operating and Capital Budget and Rates – Wednesday, March 4, 2026 – Third (3 <sup>rd</sup> ) Reading
	3. Public Meeting – Wednesday, March 4, 2026, at 5:00 PM – Proposed Class III Development Permit Amendment (DP2026-01) – 580 King Street East – Amend DP2025-17 – Add a 40M <sup>2</sup> Addition at the Front of the Building for the Purposes of a Pharmacy
<b>16.</b>	<b>Committee Updates (Council Reps)</b>
<b>17.</b>	<b>Discussion of Additional Items</b>
<b>18.</b>	<b>Questions from the Media</b>
<b>19.</b>	<b>Closed Session</b>
	<input checked="" type="checkbox"/> <b>A Position, Plan, Procedure, Criteria or Instruction to be Applied to any Negotiations Carried On or to be Carried on by or on Behalf of the Municipality or Local Board</b> <ul style="list-style-type: none"> <li>• Two (2) Items</li> </ul>
	<input checked="" type="checkbox"/> <b>A Proposed or Pending Acquisition or Disposition of Land by the Municipality</b> <ul style="list-style-type: none"> <li>• One (1) Item</li> </ul>
<b>20.</b>	<b>Reporting Out of Closed Session</b>
<b>21.</b>	<b>Confirmation By-law</b>
	By-law No. 2026-015 – Confirm the proceedings of Council for the meeting held on Wednesday, February 18, 2026
<b>22.</b>	<b>Next Meetings:</b> Wednesday, March 4, 2026 at 5:00 PM
<b>23.</b>	<b>Adjournment</b>

The Town invites and encourages people with disabilities to attend and voice their comments in relation to accessibility related reports. For those who are unable to attend, the Town encourages the use of the Customer Feedback Form found on the Accessibility Page on the Town's website.

## **The Corporation of the Town of Gananoque**

### **Land Acknowledgement Statement**

We begin this meeting of Council by acknowledging that we are on traditional territory of the Haudenosaunee (*Hoe-den-oh-show-nee*) and Anishinabe (*A-nish-in-'a-bay*) and First Peoples. We do so respecting both the land and the Indigenous People who continue to walk with us through this world.

We are grateful for the opportunity to gather here.

In recognition of the contributions and importance of all Indigenous Peoples, we strongly support Truth and Reconciliation Calls to Action in our nation and commit to support local endeavors where possible.



# G NANOQUE

## Deputation Request to Appear Before Council (This form is mandatory before any request is considered)

(\*) Signifies required information.

\*Name of person and/or associate or organization wishing to appear:

Howard Allan, Treasurer - Stone + South Condominium Corporation (LSCC47)

\*Topic of discussion (please be specific, provide details, and attach any additional information).

We would like Town Council to be aware and to review some financial information related to Stone + South Condominium Corporation.

A detailed presentation is attached to this application. This presentation was made to the Mayor and a few Town representatives on October 22, 2025.

**NOTE:** All documents provided are open for public review to ensure transparency and openness of Council meetings. All information/documents are posted on the Town's website in advance of the meeting. If requesting a closed (in-camera) audience with Council the subject matter must meet the requirements under the *Municipal Act*, Section 239.

Additional Information attached: Yes ☒ No ☐

\*Purpose of Request: (Please mark at least one)

<input type="checkbox"/>	Information or Educational Purposes only
<input type="checkbox"/>	Requesting a Letter of Support
<input type="checkbox"/>	Requesting Funding – Amount of Request \$
<input checked="" type="checkbox"/>	Other (provide details) Town To review some specific financial implications for Stone + South Condominium Corporation (LSCC47)



**\*Economic Impact** (Please mark and supply details)

Target Market:	not applicable	
Partners:		
Budget Outline Attached:	Yes <input type="checkbox"/>	No <input type="checkbox"/>

**\*Activities to date relevant to this matter:**

Presentation to Mayor and Town representatives on October 22, 2025.
---

**\*Contact Person** (if different from above):

--

**\*Mailing Address:**

129A South St. #305, Gananoque, ON K7G 0A9
--

*Telephone Number:	613-284-6341
*Email Address:	haafca@gmail.com

*Council Date Requested:	January 20, February 17 or March 3
--------------------------	------------------------------------

Council meetings are held on the 1<sup>st</sup> and 3<sup>rd</sup> Tuesday of each month and begin at 5:00 PM.





# Stone & South LSCC47 Condominium Corporation

Stone & South LSCC47

# Stone & South

Thank you for this Opportunity to discuss our questions / concerns with you since becoming residents of your fine Town.

- We purchased our Condos in Gananoque because we love the Town, not only the people we have met, but also the River and the many activities we can enjoy.
- The topics we would like to discuss today include the following:
  - Property Taxes
  - Water Rates and the Water Rate Study
  - Comparison of Gananoque water rates to surrounding communities
  - The Water Lot Lease
  - Fairness issues including penalties, interest, insurance and water charges
  - How our condominium fees compare to others
  - What constitutes our condo fees



# Our Collective Contribution to Gananoque

## Annual Contributions

- Estimated \$700,000 in property tax revenue
- Additional \$22,000 in revenue for water lot lease
- Roughly \$250,000-\$300,000 spent in local retail & groceries (wisemove.ca)
- Employ local residents for a variety of tasks (landscaping, waste removal, snowplowing, house cleaners, marina upkeep, window washing etc.), spend totaling upwards of \$350,000
- Countless volunteer hours at Foodbank, local churches, community events etc.

# Gananoque Taxation Rate

- The total property tax rate in 2025 for residential properties has risen 22% since 2020 (from 1.46028 to 1.775548). This is in line with comparable municipalities across the province.
- To compare the current rate of 1.775548 in Gananoque:
  - Kingston 1.437088
  - Brockville 1.661131
  - Perth 1.56051
  - Leeds & Thousand Islands 1.143148
  - Prescott 1.763
  - Westport 1.734689
  - Rideau Lakes 1.165267
  - Napanee 1.451600

Generally speaking, Gananoque's rate is competitive in Ontario. Our high taxes are due to the MPAC assessment process and the subsidy that commercial and industrial taxes provide to larger municipalities.

# Comparison of Condo Taxes in the Toronto Area

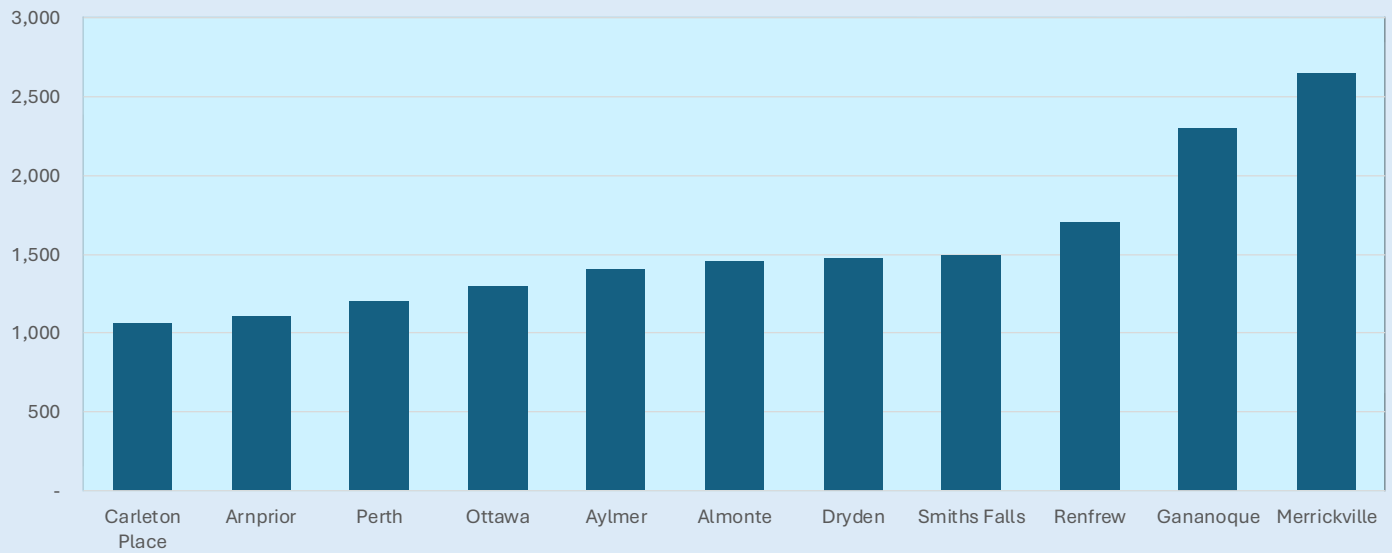
Location	Sale Price	Taxes	Globe & Mail Date
	\$	\$	
Humber River - Water Front View	1,000,000	3,998	26-Sep-25
Yorkville	830,000	4,170	26-Sep-25
Toronto - Waterfront Condo	811,000	4,261	26-Sep-25
Queen West, Toronto	640,000	2,888	05-Sep-25
North York Condo	695,000	4,048	05-Sep-25
Kingsway, Toronto	2,335,000	11,022	12-Sep-25
Stone & South	950,000	14,098	2025



# Water Rates

- Our annual budget for water & sewage is currently \$120,000, \$65,000 for natural gas and \$89,000 for hydro.
- Of the water and sewer amount, approximately 30% is based on water consumption and 70% is for fixed capital costs.
- We currently pay approximately \$9,000 per year, for a meter that was installed at CaraCo's request, but we have never used. We requested the removal of this meter in 2022, but the Town refused and continues to bill us quarterly.
- Fixed capital charges are based on the diameter of the meter, and range from \$710 - \$16,000 per year for water, and range from \$490 - \$11,000 for waste water.

# Gananoque Rates Compared to Other Similar or Local Municipalities



Why are Gananoque rates so high? Possibly the Rate Study did not consider future grants or future debt.

# Stone and South Water / Sewer Charges Compared to Other Condominiums

(i)	Kingston 66 93 units, pool, irrigation, hot tub, car wash	Annual Water / Sewer \$ 48,000
(ii)	Kingston 74 115 units, irrigation	Annual Water / Sewer \$ 32,000
(iii)	Kingston 11 94 units, pool, irrigation, hot tub, car wash	Annual Water / Sewer \$ 66,000
(iv)	Brockville 18 48 units (24 residential, 24 commercial)	Annual Water / Sewer \$ 21,750
(v)	Guelph 221 167 units	Annual Water / Sewer \$ 29,000
(vi)	Coburg 53 units (large irrigation)	Annual Water / Sewer \$ 39,000
(vii)	Stone and South 70 units, irrigation, docks	Annual Water / Sewer <b>\$120,000</b>



# Water Lot Lease

- The original marina plan for the lease was submitted by CaraCo.
- Despite significantly reducing the footprint of the marina plan, the original plan was submitted to the Town. This represented a significantly larger marina footprint than what was actually built.
- We believe the Town was aware of the smaller footprint.
- For a number of years, we were paying for space that was based on the original plan submitted, not the actual footprint of the marina.
- It took 18 months to meet with the Town, secure an updated marina survey, and wait for the survey to be officially filed. This resulted in a reduction of the water lot lease in January 2025.
- Meanwhile, we have been overpaying for several years.

# Insurance

- The Condominium Corporation is appropriately insured for buildings & grounds, the marina structure, environmental accidents, 3rd party liability, Directors Insurance etc.
- The Town insists that we carry a duplicate policy for environmental exposure in the marina, which costs more than \$5,000 annually.
- Are other dock structures paying for this extra insurance? The theatre next door? The condos next door?
- In addition, we require every unit that owns a dock slip to provide proof of insurance for their watercraft.
- It would seem the Marina / Dock Structure is over insured.
- We could provide the Town with annual affidavit that the docks are covered by our general insurance policy.

# Breakdown of Condo Fees

Stone & South  
LSCC 47 Condominium Corporation  
Summary of Condominium Fees / Balance Sheet  
Budget 2025 / 2026

Total Condo Fees	Average		Average
		Per Unit (70)	Per Month
	\$	\$	\$
Operations	810,485	11,578	965
Reserve Fund	291,484	4,164	347
	1,101,969	15,742	1,312
<b>Condo Expenses</b>			
Administration	83,108	1,187	100
Contractor	220,312	3,147	262
Building Services	109,710	1,368	130
Other Costs	22,100	316	26
Repairs / Maintenance	80,500	1,150	96
Utilities	284,000	4,057	338
Wyse Rebate	- 35,300	- 504	- 42
Reserve Fund	291,484	4,164	347
	1,055,914	14,885	1,257
Deficit	46,055	857	55
	1,101,969	15,742	1,312

Why are our Costs a Challenge?  
> Two Buildings - Roofing > Four Elevators > Economies of Scale > Sidewalks/Grounds



# Comparison of Local Condo Fees

Condo - Location	Age	# of Units	Total Budget	Operating	Reserve Contribution	Avg. Per Unit / Month
			\$	\$	\$	\$
66 - Kingston	17	93	1,454,548	964,701	489,847	1,303
74 - Kingston	12	115	1,027,528	67,281	354,709	745
77 - Kingston	7	33	310,451	219,198	91,253	784
30 - Kingston	36	40	448,884	278,323	170,561	935
42 - Kingston	29	66	716,052	353,889	362,163	904
52 - Kingston	31	42	470,603	308,130	162,473	934
Stone & South	5	70	1,109,969	810,485	291,484	1,312

# Our Request From The Town

- Consider adjusting Water Rate Study to account for future grants and future debt to be more competitive with local municipalities.
- Is it fair for current taxpayers to pay 100% of future capital projects?
- Is interest allocated to the significant reserves that are being accumulated for water and sewer or is this subsidized by property taxes (at what rate)? Study proposed interest of 1.5% but investment earnings should exceed that amount.
- Consider providing a credit for excess penalties and interest and changing the policy to accept monthly or quarterly payments.
- Consider eliminating the charge for the meter that is not being used.
- Please consider a potential solution to the Town requiring a special insurance for the docks.
- Consider pressuring the Province for equalization grants due to our declining commercial and industrial taxation.

# Summary & Next Steps

- Looking at the big picture, we enjoy living in Gananoque and are hopeful you will consider addressing our concerns.
- Thank you again for meeting with us.

**Council Report – FIN-2026-04**

**Date:** February 18, 2026 ☐ **IN CAMERA**  
**Subject:** 2026 Operating and 2026-2035 Capital Budget  
**Author:** John Morrison, Treasurer ☒ **OPEN SESSION**

---

**RECOMMENDATION:**

BE IT RESOLVED THAT THE COUNCIL OF THE TOWN OF GANANOQUE READS BY-LAW NO. 2026-001, A FIRST AND SECOND TIME ON TUESDAY, FEBRUARY 18, 2025, BEING A BY-LAW TO ADOPT THE 2026 OPERATING AND 2026-2035 CAPITAL BUDGETS,

AND FURTHER, THAT BY-LAW NO. 2026-001, BE READ A THIRD TIME ON TUESDAY, MARCH 4, 2026, AS PRESENTED IN REPORT COUNCIL-FIN-2026-04.

**STRATEGIC PLAN COMMENTS:**

Sector 3 – Financial Sustainability – Strategic Initiative #1 – Ensure that Gananoque is and remains an affordable place to do business and raise a family.

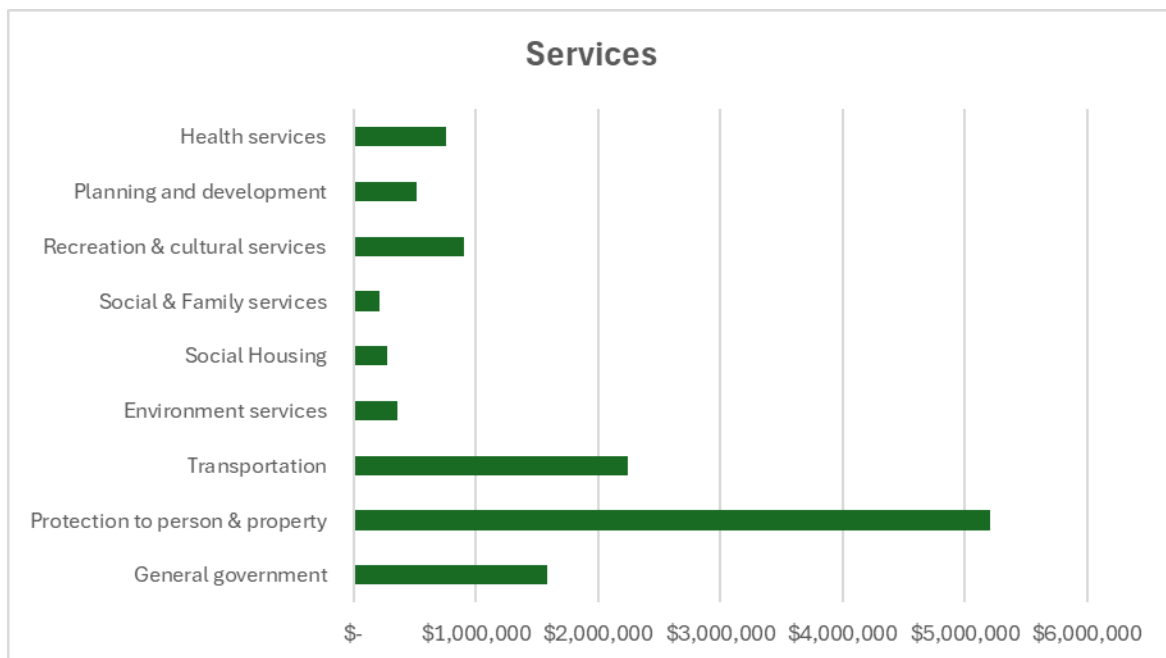
**BACKGROUND:**

The current draft Provisional Operating Budget before Council is presenting a tax levy increase of 5.0%

The levy has three basic components, with Council having only 59% direct control of the total operating expenditures.

<b>Police Budget</b>	<b>\$ 3,545,320</b>	<b>29%</b>
<b>Municipal Budget</b>	<b>\$ 7,105,227</b>	<b>59%</b>
<b>External Agency</b>	<b>\$ 1,444,200</b>	<b>12%</b>
	<b>\$ 12,094,747</b>	<b>100%</b>

The following chart is categorizing municipal services to help organize information in a way that is easier to understand and analyze. It facilitates comparability both internally across different periods and externally with other municipalities or governmental bodies. Categories allow for focused budgeting and resource allocation.



Council is also being asked to adopt a 10-year capital plan to help address the infrastructure gap. The infrastructure gap represents the difference between the infrastructure investments that we should be making on a regular basis and the funding that we have available.

The 2026-2035 Capital plan will invest \$77,677,456 over the next 10 years. The backlog of capital needs is over \$95,832,415

The 2026 draft Police Services Budget presented to Council included a 5.03% levy increase.

#### **INFORMATION/DISCUSSION:**

Currently, a 1% change in the levy is approximately \$115,000

#### **OPERATING BUDGET SUMMARY**

The amended 2026 Operating Budget totals:

- 2025 Approved Budget: \$11,513,210
- 2026 Draft Budget: \$12,094,747
- Increase: \$581,537 (+5%)

The overall levy-supported increase remains 5.

#### **General Government**

Net decrease of \$193,960 (-6%)

Council expenditures increased; corporate expenditures decreased.

## **Protection to Persons & Property**

Increase of \$257,507 (+5%)

Key drivers:

- Police Services +\$132,982
- Fire Services +\$72,459
- Building Inspections +\$33,530

## **Transportation Services**

Increase of \$241,110 (+12%)

Primary pressures:

- Roadways +\$172,754
- Roadside maintenance +\$89,382
- Winter Control +\$12,123
- Parking +\$14,500

## **Environmental Services**

Increase of \$129,200 (+56%)

Significant shifts:

- Wastewater revenues increased
- Stormwater program expansion
- Water revenue adjustments

## **Health Services**

Increase of \$95,594 (+14%)

Primarily ambulance cost pressures.

## **Recreation & Cultural Services**

Increase of \$105,368 (+13%)

Drivers:

- Arena operations +\$97,241
- Marina operations +\$199,823
- Recreation programming +\$51,345
- Removal of Community Grants (-\$85,000)

## **Planning & Development**

Increase of \$79,092 (+18%)

Includes adjustments to:

- Planning & Zoning
- Arts & Heritage programming
- RED/TLTI initiatives

## **The Capital Program**

The amended 2026 Capital Budget totals: **\$18,487,934**

Breakdown by Service Area (Page 1 Summary Table):

- General Government: \$104,118
- Protective Services: \$193,434
- Transportation Services: \$4,763,600
- Environmental Services: \$12,712,270
- Recreation Services: \$714,512

Environmental infrastructure continues to represent the majority of capital investment

## **MAJOR CAPITAL ADJUSTMENTS**

### **Environmental (Ratepayer Supported – Page 9 Summary)**

- 2026 Rate-Supported Capital: \$12,712,270
- Lagoon Sludge Removal: \$3.22M
- Arthur Street Sewermain Replacement: \$812,120
- Watermain Replacements (Arthur, Birch, Wellington)
- Lead Service Replacement Program

Environmental reserves reflect a temporary drawdown in 2026–2027 with recovery beginning in 2028 (Reserve Schedules, Page 10).

### **Transportation (Taxpayer Supported)**

- 2026 Transportation Capital: \$4,763,600
- Arthur Street Reconstruction & Storm Sewer: \$2.2M
- Annual ACMP Program: \$718,100
- Public Works Fleet replacements
- Bridge rehabilitation planning

### **Recreational Capital**

- Arena Elevator Replacement: \$255,000
- HVAC, Electrical, and Interior renewals
- Marina dock replacements (future years)

## **RESERVE & DEBT IMPACT**

### **Environmental Reserves (Page 10)**

Projected combined Environmental Reserve balances:

- 2025: \$16.46M
- 2026: \$8.26M
- 2027: \$4.89M

This confirms:

- Peak infrastructure drawdown in 2026–2027
- Stabilization beginning 2028
- Long-term reserve rebuilding



## Infrastructure Reserves (Page 17)

Capital Reserve closing balances:

- 2026: \$5.15M
- 2027: \$3.94M

## Annual Debt Repayment Limit (Page 2)

Estimated 2026 Annual Repayment Limit: **\$3,903,096**

Debt remains within provincial thresholds.

## Assessment Growth

MPAC did not perform a reassessment for the 2026 roll return. As such, properties are assessed at the same 2016 valuation as phased in by 2019. Exceptions are properties which received a building permit or successfully appealed their assessments.

The weighted assessment growth in 2024 is .3%

## Tax Levy Impact

Based on the MPAC data, the average house assessment in 2026 is \$197,000. If the 2026 tax ratios remain at the 2025 levels, the average house will see an increase on the municipal share of the property taxes from \$3,196 in 2025 to \$3,349 in 2026. This is an average increase of \$153 or 4.8%.

## APPLICABLE POLICY/LEGISLATION:

*The Ontario Municipal Act.*

## FINANCIAL CONSIDERATIONS:

2026 Tax Levy, and 2026 Tax Supported Operating Budget and 2026-2035 Capital Budgets.

## CONSULTATIONS:

All Department Managers and; Chief Administrative Officer (CAO)

## ATTACHMENTS:

By-law No.2026-001

By-law No.2026-001 Schedule A – 2026 Operating Budget

By-law No 2026-001 Schedule B – 2026-2035 Capital Budgets

<b>APPROVAL</b>	<div data-bbox="315 1583 938 1625">_____ John Morrison, Treasurer</div> <div data-bbox="315 1629 1377 1724">Certifies that unless otherwise provided for in this report the funds are contained within the approved Budgets and that the financial transactions follow Council's own policies and guidelines and the <i>Municipal Act</i> and regulations.</div> <div data-bbox="315 1793 938 1835">_____ Melanie Kirkby, CAO</div>
-----------------	---

THE CORPORATION OF THE TOWN OF GANANOQUE  
BY-LAW NO. 2026-001

BEING A BY-LAW TO ADOPT THE 2026 PROVISIONAL OPERATING BUDGET AND  
2026-2035 CAPITAL BUDGET

**WHEREAS** by Section 5 of the *Municipal Act*, 2001, S.O. 2001, c. 25, the powers of a municipal corporation are to be exercised by its Council;

**AND WHEREAS** Subsection 2 of Section 11 of the *Municipal Act*, 2001, S.O. 2001, c. 25, the powers of every Council are to be exercised by By-law;

**AND WHEREAS** the Council of the Town of Gananoque met on December 4<sup>th</sup> and 5<sup>th</sup>, 2025, and considered a budget including estimates of all sums required during the year 2025 for the purposes of the Town pursuant to Section 290 of the *Municipal Act*, 2001, S.O. 2001, c. 25 as amended;

**AND WHEREAS** the Council of the Town of Gananoque met on January 14<sup>th</sup>, 2026, to consider the 2026 Provisional Budget, as amended, and received for the report for information, Council Report-FIN-2026-01;

**AND WHEREAS** on January 18, 2026, the Council of the Town of Gananoque considered and further amended the Provisional Operating Budget and 2026-2035 Capital Budget, as attached to Council Report-FIN-2026-04, and subsequently passed Motion#26-025, directing the Treasurer to bring back By-law No. 2026-001, being a By-law to adopt the Provisional Operating Budget and 2026-2035 Capital Budgets for first and second reading on February 18, 2026, and that the final reading take place on March 4, 2026;

**AND WHEREAS** on February 18, 2026, the Council of the Town of Gananoque considered Council Report-FIN-2026-04 and concurs with the recommendation to adopt the Provisional Operating Budget and 2026-2025 Capital Budgets;

**AND WHEREAS** the Council of the Corporation of the Town of Gananoque deems it appropriate to pass such a By-law.

**NOW THEREFORE** be it resolved that the Council of the Corporation of the Town of Gananoque enacts as follows:

**1. AUTHORIZATION:**

- 1.1. That the 2026 Provisional Operating Budget, attached hereto as Schedule 'A', is hereby adopted, as amended.
- 1.2. That the 2026-2035 Capital Budget Fund, attached hereto as Schedule 'B', is hereby adopted, as amended.
- 1.3. That the total 2026 amount to be raised from taxation for Town and Police Services shall be \$12,094,747.

**2. EFFECTIVE DATE:**

- 2.1. This By-law shall come into full force and effect on January 1, 2026.

Read a first and second time this 18<sup>th</sup> day of February 2026.

\_\_\_\_\_  
John S. Beddows, Mayor

\_\_\_\_\_  
Penny Kelly, Clerk  
(Seal)

Read a third time and finally passed this 4<sup>th</sup> day of March 2026.

\_\_\_\_\_  
John S. Beddows, Mayor

\_\_\_\_\_  
Penny Kelly, Clerk  
(Seal)



## Draft 2026 Operating Budget & 10-Year Capital 2026-2035

**TOWN OF GANANOQUE**  
**Budget 2026 by Services**



GL5410

Date : Feb 11, 2026

Page : 1  
Time : 4:24 pm

For Period Ending 31-Dec-2026

By-law No. 2026-001, Schedule 'A'

	A		B		(B-A)		
	ACTUAL 2024	BUDGET 2024	BUDGET 2025	PROVISIONAL 2026 BUDGET	PROVISIONAL 2027 BUDGET	VARIANCE	%
<b>OPERATING</b>							
<b>Net Taxation</b>							
Supplemental & omitted assessment	-21,466.22	-25,000.00	-25,000.00	-25,000.00	-25,000.00	0.00	0.00
PILs	-272,962.16	-259,397.00	-272,962.00	-290,573.00	-290,573.00	-17,611.00	0.06
MOS/357/358/ARB	28,672.74	47,500.00	47,500.00	47,500.00	47,500.00	0.00	0.00
<b>Total Net Taxation</b>	<b>-265,755.64</b>	<b>-236,897.00</b>	<b>-250,462.00</b>	<b>-268,073.00</b>	<b>-268,073.00</b>	<b>-17,611.00</b>	<b>0.07</b>
<b>Unconditional Grants</b>							
OMPF	-1,177,500.00	-1,177,500.00	-1,177,500.00	-1,281,900.00	-1,281,900.00	-104,400.00	0.09
<b>Total Unconditional Grants</b>	<b>-1,177,500.00</b>	<b>-1,177,500.00</b>	<b>-1,177,500.00</b>	<b>-1,281,900.00</b>	<b>-1,281,900.00</b>	<b>-104,400.00</b>	<b>0.09</b>
<b>General government</b>							
User fees and service charges	-57,341.84	-57,130.00	-52,500.00	-74,472.00	-56,866.00	-21,972.00	0.42
Casino Revenue	-961,005.00	-1,107,200.00	-1,200,000.00	-930,000.00	-930,000.00	270,000.00	-0.23
Investments	-658,210.24	-410,000.00	-500,000.00	-752,830.00	-767,887.00	-252,830.00	0.51
Penalties and interest on taxes	-128,540.92	-102,400.00	-120,000.00	-124,000.00	-124,000.00	-4,000.00	0.03
Rental & other income	-198,332.70	-224,115.00	-188,820.00	-215,137.00	-217,511.00	-26,317.00	0.14
Transfer from reserves & reserve funds	-141,145.00	-141,145.00	-141,145.00	-141,145.00	-141,145.00	0.00	0.00
Council expenditures	170,699.02	163,165.00	170,365.00	317,838.00	325,644.00	147,473.00	0.87
Corporate expenditures	3,642,043.53	3,817,529.00	4,088,422.00	3,714,837.00	4,337,497.00	-373,585.00	-0.09
Elections expenditures	10,397.35	13,680.00	13,780.00	30,452.00	13,647.00	16,672.00	1.21
IT expenditures	254,006.81	208,145.00	208,145.00	220,000.00	224,280.00	11,855.00	0.06
Town Hall expenditures	281,049.24	217,805.00	231,252.00	225,407.00	227,087.00	-5,845.00	-0.03
Buildings & other properties	691,502.13	670,100.00	765,401.00	808,520.00	865,368.00	43,119.00	0.06
MPAC	71,390.80	73,380.00	73,380.00	74,850.00	76,347.00	1,470.00	0.02
<b>Total General government</b>	<b>2,976,513.18</b>	<b>3,121,814.00</b>	<b>3,348,280.00</b>	<b>3,154,320.00</b>	<b>3,832,461.00</b>	<b>-193,960.00</b>	<b>-0.06</b>
<b>Protection to Persons &amp; Property</b>							
Fire Services revenues	-516,181.12	-15,000.00	-14,500.00	-30,000.00	-30,600.00	-15,500.00	1.07
Police Services revenues	-1,868,574.22	-1,295,278.00	-1,322,520.00	-1,289,429.00	-1,319,440.00	33,091.00	-0.03
Building permits & inspections	-242,279.58	-115,100.00	-175,000.00	-150,800.00	-153,816.00	24,200.00	-0.14
Animal Control revenues	-7,965.00	-6,850.00	-8,350.00	-7,500.00	-7,650.00	850.00	-0.10
By-Law enforcement revenues	0.00	-2,000.00	-2,000.00	-3,000.00	-3,060.00	-1,000.00	0.50
Transfer from reserves & reserve funds	-34,625.08	0.00	0.00	0.00	0.00	0.00	0.00
Fire Services expenditures	1,455,491.07	944,440.00	1,034,962.00	1,107,421.00	1,256,899.00	72,459.00	0.07
EMS Building expenditures	295,761.80	306,710.00	314,090.00	277,882.00	318,400.00	-36,208.00	-0.12
Police Services expenditures	4,531,819.39	4,319,938.00	4,562,826.00	4,695,808.00	4,798,087.00	132,982.00	0.03
Building Inspections	242,279.58	202,100.00	308,452.00	341,982.00	351,880.00	33,530.00	0.11
Animal Control expenditures	21,460.17	23,600.00	27,300.00	27,100.00	27,642.00	-200.00	-0.01
ByLaw Enforcement expenditures	67,921.91	69,855.00	72,259.00	78,725.00	80,683.00	6,466.00	0.09
Crossing Guards expenditures	41,818.64	50,335.00	50,306.00	53,115.00	54,702.00	2,809.00	0.06
Emergency Preparedness expenses	1,907.06	3,500.00	3,500.00	3,500.00	3,500.00	0.00	0.00
Conservation Authority	52,264.94	52,265.00	55,085.00	59,113.00	61,714.00	4,028.00	0.07
Community Safety & Wellbeing	36,767.53	0.00	42,000.00	42,000.00	42,000.00	0.00	0.00

## Budget 2026 by Services



For Period Ending 31-Dec-2026

	A		B		(B-A)		
	ACTUAL 2024	BUDGET 2024	BUDGET 2025	PROVISIONAL 2026 BUDGET	PROVISIONAL 2027 BUDGET	VARIANCE	%
<b>OPERATING</b>							
<b>Total Protection to Persons &amp; Property</b>	<b>4,077,867.09</b>	<b>4,538,515.00</b>	<b>4,948,410.00</b>	<b>5,205,917.00</b>	<b>5,480,941.00</b>	<b>257,507.00</b>	<b>0.05</b>
<b>Transportation services</b>							
User fees & services charges	-13,382.78	0.00	0.00	0.00	0.00	0.00	0.00
Transfer from reserves & internal chrg	0.00	-57,000.00	-161,529.00	-176,313.00	-179,892.00	-14,784.00	0.09
Parking Fines & other revenues	-167,489.94	-145,280.00	-150,500.00	-145,000.00	-147,900.00	5,500.00	-0.04
Transportation	230,557.62	222,862.00	239,226.00	190,142.00	210,265.00	-49,084.00	-0.21
Fleet & Equipment	204,108.48	179,920.00	186,300.00	152,810.00	155,867.00	-33,490.00	-0.18
Roadways	684,879.48	622,000.00	872,232.00	1,044,986.00	1,071,849.00	172,754.00	0.20
Bridges & culverts	32,699.79	12,448.00	7,529.00	15,173.00	15,528.00	7,644.00	1.02
Roadside maintenance	236,620.25	233,210.00	229,932.00	319,314.00	372,930.00	89,382.00	0.39
Hardtop	266,342.62	99,760.00	112,531.00	134,318.00	137,723.00	21,787.00	0.19
Gravel roads	17,562.21	26,605.00	25,560.00	26,996.00	27,636.00	1,436.00	0.06
Traffic operations	130,510.52	108,265.00	117,699.00	127,199.00	130,115.00	9,500.00	0.08
Winter Control	170,429.63	306,905.00	227,970.00	240,093.00	246,245.00	12,123.00	0.05
Parking	167,489.94	68,500.00	69,100.00	83,600.00	85,272.00	14,500.00	0.21
Steet Lighting	190,699.38	230,705.00	231,566.00	235,408.00	202,922.00	3,842.00	0.02
<b>Total Transportation services</b>	<b>2,151,027.20</b>	<b>1,908,900.00</b>	<b>2,007,616.00</b>	<b>2,248,726.00</b>	<b>2,328,560.00</b>	<b>241,110.00</b>	<b>0.12</b>
<b>Environmental services</b>							
Waste collection revenues	-239,820.00	-248,600.00	-248,600.00	-236,500.00	-240,000.00	12,100.00	-0.05
Recycling revenues	-61,565.44	-50,700.00	-14,752.00	0.00	0.00	14,752.00	-1.00
Wastewater revenues	-2,985,635.93	-2,575,640.00	-2,748,583.00	-3,580,728.00	-3,710,513.00	-832,145.00	0.30
Water revenues	-3,599,602.29	-3,252,800.00	-3,390,255.00	-2,705,539.00	-2,742,244.00	684,716.00	-0.20
Waste collection	344,864.85	355,545.00	351,142.00	377,770.00	386,445.00	26,628.00	0.08
Recycling	105,837.73	111,000.00	84,750.00	31,000.00	31,620.00	-53,750.00	-0.63
Storm Water	3,562.87	0.00	60,144.00	189,614.00	195,163.00	129,470.00	2.15
Wastewater collection & treatment	2,944,616.90	2,534,718.00	2,717,740.00	3,361,982.00	3,497,622.00	644,242.00	0.24
Water distribution & treatment	3,526,424.68	3,163,315.00	3,290,191.00	2,803,285.00	2,832,683.00	-486,906.00	-0.15
Utility Fleet & Equipment	114,196.64	130,407.00	130,907.00	121,000.00	122,452.00	-9,907.00	-0.08
<b>Total Environmental services</b>	<b>152,880.01</b>	<b>167,245.00</b>	<b>232,684.00</b>	<b>361,884.00</b>	<b>373,228.00</b>	<b>129,200.00</b>	<b>0.56</b>
<b>Health services</b>							
Health Unit funding	-9,633.00	0.00	0.00	0.00	0.00	0.00	0.00
Physician recruitment funding	-54,858.29	-53,845.00	-136,500.00	-99,000.00	-100,130.00	37,500.00	-0.27
Joint Services allocation	-37,673.91	-31,350.00	-3,515.00	-2,191.00	-2,020.00	1,324.00	-0.38
Health Unit	107,403.57	85,720.00	91,720.00	95,411.00	146,327.00	3,691.00	0.04
Ambulance Services	475,672.30	506,740.00	521,614.00	570,267.00	586,616.00	48,653.00	0.09
Physician recruitment	154,405.66	171,495.00	190,530.00	194,956.00	199,328.00	4,426.00	0.02
<b>Total Health services</b>	<b>635,316.33</b>	<b>678,760.00</b>	<b>663,849.00</b>	<b>759,443.00</b>	<b>830,121.00</b>	<b>95,594.00</b>	<b>0.14</b>
<b>Social &amp; family services</b>							
St Lawerance Lodge revenues	-17,728.71	-15,150.00	-15,150.00	0.00	0.00	15,150.00	-1.00
Child Care	43,563.42	38,200.00	43,221.00	50,706.00	52,227.00	7,485.00	0.17

## Budget 2026 by Services

Date : Feb 11, 2026

Time : 4:24 pm

For Period Ending 31-Dec-2026



	A		B		(B-A)		
	ACTUAL 2024	BUDGET 2024	BUDGET 2025	PROVISIONAL 2026 BUDGET	PROVISIONAL 2027 BUDGET	VARIANCE	%
<b>OPERATING</b>							
St Lawerance Lodge	87,169.41	103,855.00	86,211.00	53,256.00	54,321.00	-32,955.00	-0.38
Social & family services	144,220.94	139,470.00	116,304.00	115,360.00	118,820.00	-944.00	-0.01
<b>Total Social &amp; family services</b>	<b>257,225.06</b>	<b>266,375.00</b>	<b>230,586.00</b>	<b>219,322.00</b>	<b>225,368.00</b>	<b>-11,264.00</b>	<b>-0.05</b>
<b>Social Housing</b>							
Social Housing	329,576.77	271,040.00	277,315.00	278,216.00	286,562.00	901.00	0.00
<b>Total Social Housing</b>	<b>329,576.77</b>	<b>271,040.00</b>	<b>277,315.00</b>	<b>278,216.00</b>	<b>286,562.00</b>	<b>901.00</b>	<b>0.00</b>
<b>Recreation &amp; cultural services</b>							
Donations, Rentals & other income	-28,826.18	-4,680.00	-13,180.00	-30,800.00	-31,416.00	-17,620.00	1.34
Park & playground income	-16,159.69	-17,000.00	-12,700.00	-20,000.00	-20,400.00	-7,300.00	0.57
Baseball & other field income	-7,493.57	-4,000.00	-4,400.00	-2,650.00	-2,703.00	1,750.00	-0.40
Arena Facility income	-464,156.25	-472,225.00	-477,495.00	-489,621.00	-499,414.00	-12,126.00	0.03
GBM Rink income	-3,650.00	-10,000.00	-6,000.00	-4,000.00	-4,080.00	2,000.00	-0.33
Marina Facility income	-1,170,990.18	-1,085,665.00	-1,180,238.00	-1,380,061.00	-1,402,224.00	-199,823.00	0.17
Cummunity Grant funding	-81,366.46	-85,000.00	-85,000.00	0.00	0.00	85,000.00	-1.00
Library funding	-273,113.93	-249,135.00	-278,518.00	-310,155.00	-318,427.00	-31,637.00	0.11
Recreation & Active Special Events	-30,383.43	-40,000.00	-40,000.00	-51,000.00	-51,240.00	-11,000.00	0.28
Recreation expenditures	58,914.65	54,200.00	67,084.00	118,429.00	121,469.00	51,345.00	0.77
Parks	497,683.97	456,590.00	507,121.00	541,794.00	556,306.00	34,673.00	0.07
Fleet & Equipment	41,197.61	31,000.00	42,500.00	42,500.00	43,350.00	0.00	0.00
Baseball Fields	11,029.22	11,590.00	7,665.00	5,128.00	5,231.00	-2,537.00	-0.33
Arena Facility	728,912.62	645,565.00	761,806.00	859,047.00	912,249.00	97,241.00	0.13
GBM Rink	43,708.06	62,535.00	47,195.00	27,236.00	27,873.00	-19,959.00	-0.42
Non Town Events	7,022.35	1,500.00	1,500.00	1,500.00	1,530.00	0.00	0.00
Recreation & Active Special Events	69,988.06	85,335.00	85,335.00	69,000.00	69,600.00	-16,335.00	-0.19
Trails	5,915.73	18,500.00	17,310.00	22,546.00	23,160.00	5,236.00	0.30
Marina	984,530.18	899,205.00	991,518.00	1,191,341.00	1,213,504.00	199,823.00	0.20
Library	273,113.93	249,135.00	278,518.00	310,155.00	318,427.00	31,637.00	0.11
Community Grants	81,366.46	85,000.00	85,000.00	0.00	0.00	-85,000.00	-1.00
<b>Total Recreation &amp; cultural services</b>	<b>727,243.15</b>	<b>632,450.00</b>	<b>795,021.00</b>	<b>900,389.00</b>	<b>962,795.00</b>	<b>105,368.00</b>	<b>0.13</b>
<b>Planning &amp; development</b>							
Planning & Zoning Fees	-62,064.38	-44,206.00	-44,056.00	-33,500.00	-34,170.00	10,556.00	-0.24
Committee of Adjustment funding	-1,000.00	-2,000.00	-2,000.00	-1,500.00	-1,530.00	500.00	-0.25
Economic development funding	-45,760.00	-42,140.00	-50,540.00	-50,045.00	-51,046.00	495.00	-0.01
Reforestation funding	0.00	-40,000.00	0.00	0.00	0.00	0.00	0.00
Municipal Accomodation Tax	-348,362.49	-415,000.00	-415,000.00	-400,000.00	-408,000.00	15,000.00	-0.04
Vistor Centre	-102,843.63	-170,875.00	-134,908.00	-132,675.00	-135,330.00	2,233.00	-0.02
Arts, Culture & Hertiage Special Event	-65,000.00	-40,000.00	-50,000.00	-58,000.00	-58,160.00	-8,000.00	0.16
Tourism funding	-5,000.00	-10,000.00	0.00	0.00	0.00	0.00	0.00
RED Project/TLTI funding	-24,665.75	-30,000.00	-30,000.00	-40,000.00	-40,800.00	-10,000.00	0.33
BIA Levy & other revenue	-62,186.25	-72,400.00	-77,070.00	-71,867.50	-71,867.50	5,202.50	-0.07
Planning & Zoning	178,799.41	183,089.00	191,440.00	216,927.00	223,129.00	25,487.00	0.13

## Budget 2026 by Services

Date : Feb 11, 2026

Time : 4:24 pm

For Period Ending 31-Dec-2026



	A		B		(B-A)		
	ACTUAL 2024	BUDGET 2024	BUDGET 2025	PROVISIONAL 2026 BUDGET	PROVISIONAL 2027 BUDGET	VARIANCE	%
<b>OPERATING</b>							
Committee of Adjustment	3,116.52	4,500.00	3,950.00	5,150.00	5,253.00	1,200.00	0.30
Economic Development	140,530.21	159,340.00	189,746.00	205,994.00	211,201.00	16,248.00	0.09
Rural Economic Development / TLTI	22,204.38	30,000.00	30,000.00	40,000.00	40,800.00	10,000.00	0.33
Vistor Centre	238,885.07	254,715.00	237,429.00	247,747.00	254,092.00	10,318.00	0.04
Tourism	14,171.82	27,315.00	0.00	0.00	0.00	0.00	0.00
MAT Admistration	348,362.49	415,000.00	415,000.00	400,000.00	408,000.00	-15,000.00	-0.04
Arts, Culture & Hertiage Special Event	79,490.39	74,760.00	96,350.00	116,405.00	119,717.00	20,055.00	0.21
Forestry progam	113,012.29	40,000.00	0.00	0.00	0.00	0.00	0.00
BIA	62,186.25	72,400.00	77,070.00	71,867.50	71,867.50	-5,202.50	-0.07
<b>Total Planning &amp; development</b>	<b>483,876.33</b>	<b>394,498.00</b>	<b>437,411.00</b>	<b>516,503.00</b>	<b>533,156.00</b>	<b>79,092.00</b>	<b>0.18</b>
<b>Total OPERATING</b>	<b>10,348,269.48</b>	<b>10,565,200.00</b>	<b>11,513,210.00</b>	<b>12,094,747.00</b>	<b>13,303,219.00</b>	<b>581,537.00</b>	<b>0.05</b>



## Draft 2026 Operating Budget - detail



## Budget 2026 by Services

**Date :** Feb 11, 2026

**Time :** 4:26 pm

For Period Ending 31-Dec-2026



		A	B	(B-A)				
		ACTUAL 2024	BUDGET 2024	BUDGET 2025	PROVISIONAL 2026 BUDGET	PROVISIONAL 2027 BUDGET	VARIANCE	%
OPERATING								
Net Taxation								
Supplemental & omitted assessm								
Supplementaries - Municipal								
1-4-40420-9994	SUPPLEMENTARIES - MUNICIPAL	-21,466.22	-25,000.00	-25,000.00	-25,000.00	-25,000.00	0.00	0.00
Total Supplementaries - Municipal		-21,466.22	-25,000.00	-25,000.00	-25,000.00	-25,000.00	0.00	0.00
Total Supplemental & omitted assessmen		-21,466.22	-25,000.00	-25,000.00	-25,000.00	-25,000.00	0.00	0.00
PILs								
PIL - Hydro								
1-4-41440-4000	PIL - HYDRO	-14,531.76	-14,532.00	-14,532.00	-14,532.00	-14,532.00	0.00	0.00
Total PIL - Hydro		-14,531.76	-14,532.00	-14,532.00	-14,532.00	-14,532.00	0.00	0.00
PIL - Other Municipal								
1-4-41480-4000	PIL - OTHER MUNICIPAL	-176,695.00	-167,300.00	-176,695.00	-188,725.00	-188,725.00	-12,030.00	0.07
Total PIL - Other Municipal		-176,695.00	-167,300.00	-176,695.00	-188,725.00	-188,725.00	-12,030.00	0.07
PIL - Other								
1-4-41490-4000	PIL - OTHER	-81,735.40	-77,565.00	-81,735.00	-87,316.00	-87,316.00	-5,581.00	0.07
Total PIL - Other		-81,735.40	-77,565.00	-81,735.00	-87,316.00	-87,316.00	-5,581.00	0.07
Total PILs		-272,962.16	-259,397.00	-272,962.00	-290,573.00	-290,573.00	-17,611.00	0.06
MOS/357/358/ARB								
Other Tax Rebates - Municipal								
1-5-40450-5100	TAX REBATES OTHER - MUNICIPAL	28,672.74	47,500.00	47,500.00	47,500.00	47,500.00	0.00	0.00
Total Other Tax Rebates - Municipal		28,672.74	47,500.00	47,500.00	47,500.00	47,500.00	0.00	0.00
Total MOS/357/358/ARB		28,672.74	47,500.00	47,500.00	47,500.00	47,500.00	0.00	0.00
Total Net Taxation		-265,755.64	-236,897.00	-250,462.00	-268,073.00	-268,073.00	-17,611.00	0.07
Unconditional Grants								
OMPF								
Corporate Management								
1-4-02500-4001	OMPF	-1,177,500.00	-1,177,500.00	-1,177,500.00	-1,281,900.00	-1,281,900.00	-104,400.00	0.09
Total Corporate Management		-1,177,500.00	-1,177,500.00	-1,177,500.00	-1,281,900.00	-1,281,900.00	-104,400.00	0.09
Total OMPF		-1,177,500.00	-1,177,500.00	-1,177,500.00	-1,281,900.00	-1,281,900.00	-104,400.00	0.09
Total Unconditional Grants		-1,177,500.00	-1,177,500.00	-1,177,500.00	-1,281,900.00	-1,281,900.00	-104,400.00	0.09
General government								

**TOWN OF GANANOQUE**

**Budget 2026 by Services**



**GL5410**

**Date :** Feb 11, 2026

**Page :** 2

**Time :** 4:26 pm

**For Period Ending 31-Dec-2026**

	A		B		(B-A)		
	ACTUAL 2024	BUDGET 2024	BUDGET 2025	PROVISIONAL 2026 BUDGET	PROVISIONAL 2027 BUDGET	VARIANCE	%
<b>OPERATING</b>							
<b>User fees and service charges</b>							
<b>Election</b>							
1-4-02401-5901 Transfer from Reserves	0.00	0.00	0.00	-18,250.00	0.00	-18,250.00	0.00
<b>Total Election</b>	<b>0.00</b>	<b>0.00</b>	<b>0.00</b>	<b>-18,250.00</b>	<b>0.00</b>	<b>-18,250.00</b>	<b>0.00</b>
<b>Corporate Management</b>							
1-4-02500-4011 Civil Ceremony Fees	-13,208.94	-8,500.00	-9,000.00	-14,000.00	-14,280.00	-5,000.00	0.56
1-4-02500-4042 MARRIAGE LICENCES	-8,640.00	-11,130.00	-7,500.00	-11,000.00	-11,220.00	-3,500.00	0.47
1-4-02500-4043 LOTTERY LICENCES	-3,127.90	-3,000.00	-2,500.00	-3,100.00	-3,162.00	-600.00	0.24
1-4-02500-4049 OTHER LICENCES & PERMITS	-5,615.00	-4,500.00	-3,500.00	-4,122.00	-4,204.00	-622.00	0.18
1-4-02500-4096 TAX CERTIFICATE	-26,750.00	-30,000.00	-30,000.00	-24,000.00	-24,000.00	6,000.00	-0.20
<b>Total Corporate Management</b>	<b>-57,341.84</b>	<b>-57,130.00</b>	<b>-52,500.00</b>	<b>-56,222.00</b>	<b>-56,866.00</b>	<b>-3,722.00</b>	<b>0.07</b>
<b>Total User fees and service charges</b>	<b>-57,341.84</b>	<b>-57,130.00</b>	<b>-52,500.00</b>	<b>-74,472.00</b>	<b>-56,866.00</b>	<b>-21,972.00</b>	<b>0.42</b>
<b>Casino Revenue</b>							
<b>Corporate Management</b>							
1-4-02500-4087 Casino Revenue	-961,005.00	-1,107,200.00	-1,200,000.00	-930,000.00	-930,000.00	270,000.00	-0.23
<b>Total Corporate Management</b>	<b>-961,005.00</b>	<b>-1,107,200.00</b>	<b>-1,200,000.00</b>	<b>-930,000.00</b>	<b>-930,000.00</b>	<b>270,000.00</b>	<b>-0.23</b>
<b>Total Casino Revenue</b>	<b>-961,005.00</b>	<b>-1,107,200.00</b>	<b>-1,200,000.00</b>	<b>-930,000.00</b>	<b>-930,000.00</b>	<b>270,000.00</b>	<b>-0.23</b>
<b>Investments</b>							
<b>Corporate Management</b>							
1-4-02500-4081 Interest income	-651,776.99	-410,000.00	-500,000.00	-752,830.00	-767,887.00	-252,830.00	0.51
<b>Total Corporate Management</b>	<b>-651,776.99</b>	<b>-410,000.00</b>	<b>-500,000.00</b>	<b>-752,830.00</b>	<b>-767,887.00</b>	<b>-252,830.00</b>	<b>0.51</b>
<b>Residential Development</b>							
1-4-18300-4081 Interest income	-6,433.25	0.00	0.00	0.00	0.00	0.00	0.00
<b>Total Residential Development</b>	<b>-6,433.25</b>	<b>0.00</b>	<b>0.00</b>	<b>0.00</b>	<b>0.00</b>	<b>0.00</b>	<b>0.00</b>
<b>Total Investments</b>	<b>-658,210.24</b>	<b>-410,000.00</b>	<b>-500,000.00</b>	<b>-752,830.00</b>	<b>-767,887.00</b>	<b>-252,830.00</b>	<b>0.51</b>
<b>Penalties and interest on tax</b>							
<b>Corporate Management</b>							
1-4-02500-4062 PENALTIES & INTEREST ON TAXES	-128,540.92	-102,400.00	-120,000.00	-124,000.00	-124,000.00	-4,000.00	0.03
<b>Total Corporate Management</b>	<b>-128,540.92</b>	<b>-102,400.00</b>	<b>-120,000.00</b>	<b>-124,000.00</b>	<b>-124,000.00</b>	<b>-4,000.00</b>	<b>0.03</b>
<b>Total Penalties and interest on taxes</b>	<b>-128,540.92</b>	<b>-102,400.00</b>	<b>-120,000.00</b>	<b>-124,000.00</b>	<b>-124,000.00</b>	<b>-4,000.00</b>	<b>0.03</b>
<b>Rental &amp; other income</b>							
<b>Corporate Management</b>							
1-4-02500-4048 Water Lot Leases	-52,983.81	-53,975.00	-54,575.00	-45,850.00	-45,850.00	8,725.00	-0.16

## Budget 2026 by Services

Date : Feb 11, 2026

Time : 4:26 pm

For Period Ending 31-Dec-2026



				A	B	(B-A)		
		ACTUAL 2024	BUDGET 2024	BUDGET 2025	PROVISIONAL 2026 BUDGET	PROVISIONAL 2027 BUDGET	VARIANCE	%
OPERATING								
1-4-02500-4065	Property Leases	-23,543.41	-23,080.00	-30,600.00	-30,600.00	-30,600.00	0.00	0.00
1-4-02500-4066	Miscellaneous revenue	-17,550.11	-16,630.00	-2,000.00	-20,000.00	-20,000.00	-18,000.00	9.00
1-4-02500-4083	Donations	-12,240.00	-12,240.00	0.00	0.00	0.00	0.00	0.00
Total Corporate Management		-106,317.33	-105,925.00	-87,175.00	-96,450.00	-96,450.00	-9,275.00	0.11
125 Water St								
1-4-19015-4047	Rental income	-16.06	0.00	0.00	0.00	0.00	0.00	0.00
Total 125 Water St		-16.06	0.00	0.00	0.00	0.00	0.00	0.00
110 Kate St Pump House								
1-4-19055-4046	BUILDING MAINTENANCE REVENUE	-18,557.67	0.00	-13,325.00	-16,500.00	-16,830.00	-3,175.00	0.24
1-4-19055-4047	Rental income	-44,993.84	-63,220.00	-38,913.00	-36,000.00	-36,720.00	2,913.00	-0.07
Total 110 Kate St Pump House		-63,551.51	-63,220.00	-52,238.00	-52,500.00	-53,550.00	-262.00	0.01
2 King St E Little Pump House								
1-4-19065-4047	Rental income	-6,169.28	-6,290.00	-5,757.00	-7,854.00	-8,011.00	-2,097.00	0.36
Total 2 King St E Little Pump House		-6,169.28	-6,290.00	-5,757.00	-7,854.00	-8,011.00	-2,097.00	0.36
400 Stone St N								
1-4-19085-4047	Rental income	-22,278.52	-48,680.00	-43,650.00	-58,333.00	-59,500.00	-14,683.00	0.34
Total 400 Stone St N		-22,278.52	-48,680.00	-43,650.00	-58,333.00	-59,500.00	-14,683.00	0.34
Total Rental & other income		-198,332.70	-224,115.00	-188,820.00	-215,137.00	-217,511.00	-26,317.00	0.14
Transfer from reserves & reser								
Town Hall								
1-4-02501-5903	Transfer from Reserve Funds	-141,145.00	-141,145.00	-141,145.00	-141,145.00	-141,145.00	0.00	0.00
Total Town Hall		-141,145.00	-141,145.00	-141,145.00	-141,145.00	-141,145.00	0.00	0.00
Total Transfer from reserves & reserve		-141,145.00	-141,145.00	-141,145.00	-141,145.00	-141,145.00	0.00	0.00
Council expenditures								
Governance								
1-5-02400-5101	FT Wages	129,442.62	127,925.00	135,245.00	137,337.00	141,457.00	2,092.00	0.02
1-5-02400-5115	EHT	2,524.24	2,585.00	2,635.00	2,678.00	2,758.00	43.00	0.02
1-5-02400-5116	Source Deductions	4,576.80	5,885.00	4,814.00	4,895.00	5,042.00	81.00	0.02
1-5-02400-5301	Ads,Publications & Subscriptions	7,243.67	8,000.00	8,000.00	8,000.00	8,160.00	0.00	0.00
1-5-02400-5302	Memberships	4,747.60	4,600.00	4,600.00	4,600.00	4,692.00	0.00	0.00
1-5-02400-5304	CONVENTIONS/KM/TRAVEL	8,339.92	7,500.00	8,500.00	8,500.00	8,670.00	0.00	0.00
1-5-02400-5318	Materials & Supplies	1,914.28	500.00	500.00	1,000.00	1,020.00	500.00	1.00
1-5-02400-5320	Software services - SaaS	31.16	0.00	0.00	0.00	0.00	0.00	0.00
1-5-02400-5327	Cellular services	290.70	300.00	300.00	300.00	306.00	0.00	0.00
1-5-02400-5402	Legal Services	10,862.27	5,000.00	5,000.00	150,000.00	153,000.00	145,000.00	29.00

### Budget 2026 by Services

**Date :** Feb 11, 2026

**Time :** 4:26 pm

**For Period Ending 31-Dec-2026**



				A	B	(B-A)		
		ACTUAL 2024	BUDGET 2024	BUDGET 2025	PROVISIONAL 2026 BUDGET	PROVISIONAL 2027 BUDGET	VARIANCE	%
OPERATING								
1-5-02400-5405	Insurance	725.76	870.00	771.00	528.00	539.00	-243.00	-0.32
Total Governance		170,699.02	163,165.00	170,365.00	317,838.00	325,644.00	147,473.00	0.87
Total Council expenditures		170,699.02	163,165.00	170,365.00	317,838.00	325,644.00	147,473.00	0.87
Corporate expenditures								
Corporate Management								
1-5-02500-5101	FT Wages	556,985.97	628,156.00	732,421.00	828,981.00	853,850.00	96,560.00	0.13
1-5-02500-5102	PT Wages	49,032.90	59,810.00	0.00	0.00	0.00	0.00	0.00
1-5-02500-5103	OT Wages	11,119.45	0.00	0.00	0.00	0.00	0.00	0.00
1-5-02500-5115	EHT	11,939.82	11,380.00	14,380.00	16,285.00	16,774.00	1,905.00	0.13
1-5-02500-5116	Source Deductions	33,707.22	28,885.00	41,875.00	45,710.00	47,081.00	3,835.00	0.09
1-5-02500-5117	Other Benefits	1,420.56	5,075.00	5,000.00	0.00	0.00	-5,000.00	-1.00
1-5-02500-5118	WSIB	21,251.57	16,535.00	21,521.00	23,760.00	24,473.00	2,239.00	0.10
1-5-02500-5119	Manulife	47,799.34	49,275.00	72,500.00	97,401.00	100,323.00	24,901.00	0.34
1-5-02500-5121	OMERS	58,782.83	59,255.00	78,267.00	89,586.00	92,274.00	11,319.00	0.14
1-5-02500-5123	Employee Programs	510.33	900.00	925.00	925.00	943.00	0.00	0.00
1-5-02500-5135	PUBLIC RELATIONS	1,370.61	2,000.00	2,000.00	2,000.00	2,040.00	0.00	0.00
1-5-02500-5301	Ads,Publications & Subscriptions	2,227.58	1,000.00	3,500.00	2,500.00	2,550.00	-1,000.00	-0.29
1-5-02500-5302	Memberships	1,695.97	2,600.00	2,800.00	4,200.00	4,284.00	1,400.00	0.50
1-5-02500-5303	TRAINING OF STAFF	21,531.60	9,000.00	9,000.00	12,000.00	12,240.00	3,000.00	0.33
1-5-02500-5304	CONVENTIONS/KM/TRAVEL	4,973.24	6,000.00	6,000.00	9,000.00	9,180.00	3,000.00	0.50
1-5-02500-5306	POSTAGE/COURIER	8,833.09	9,000.00	12,500.00	5,000.00	5,100.00	-7,500.00	-0.60
1-5-02500-5310	Computer Purchases	0.00	0.00	0.00	5,000.00	5,100.00	5,000.00	0.00
1-5-02500-5317	Equipment repair & maintenance	1,362.62	0.00	800.00	1,000.00	1,020.00	200.00	0.25
1-5-02500-5318	Materials & Supplies	27,174.27	20,900.00	21,500.00	21,500.00	21,930.00	0.00	0.00
1-5-02500-5320	Software services - SaaS	11,232.94	525.00	0.00	11,800.00	12,036.00	11,800.00	0.00
1-5-02500-5327	Cellular services	4,383.09	2,650.00	4,000.00	4,500.00	4,590.00	500.00	0.13
1-5-02500-5400	Contracted Services	31,282.53	3,730.00	0.00	20,000.00	20,400.00	20,000.00	0.00
1-5-02500-5401	Audit Services	32,700.00	32,700.00	33,680.00	40,000.00	40,800.00	6,320.00	0.19
1-5-02500-5402	Legal Services	35,243.67	40,000.00	55,000.00	55,000.00	56,100.00	0.00	0.00
1-5-02500-5404	Other Professional services	0.00	2,000.00	2,000.00	500.00	510.00	-1,500.00	-0.75
1-5-02500-5405	Insurance	19,716.19	16,360.00	27,374.00	21,761.00	22,196.00	-5,613.00	-0.21
1-5-02500-5407	Insurance Deductables	3,664.82	25,000.00	30,250.00	50,000.00	51,000.00	19,750.00	0.65
1-5-02500-5409	CORP MGMT - IT CONTRACT COSTS	2,144.50	0.00	0.00	0.00	0.00	0.00	0.00
1-5-02500-5502	Lease payments	10,382.15	9,000.00	9,270.00	12,000.00	12,000.00	2,730.00	0.29
1-5-02500-5503	Bank service charges	8,767.12	8,470.00	8,860.00	9,200.00	9,384.00	340.00	0.04
1-5-02500-5504	CASH OVER SHORT	-0.45	0.00	0.00	0.00	0.00	0.00	0.00
1-5-02500-5901	Casino Transfer to Reserves	961,005.00	1,107,520.00	1,200,000.00	930,000.00	948,600.00	-270,000.00	-0.23
1-5-02500-5903	Transfer to Reserve funds	1,659,803.00	1,659,803.00	1,692,999.00	1,395,228.00	1,960,719.00	-297,771.00	-0.18
Total Corporate Management		3,642,043.53	3,817,529.00	4,088,422.00	3,714,837.00	4,337,497.00	-373,585.00	-0.09
Total Corporate expenditures		3,642,043.53	3,817,529.00	4,088,422.00	3,714,837.00	4,337,497.00	-373,585.00	-0.09
Elections expenditures								

## Budget 2026 by Services

**Date :** Feb 11, 2026

**Time :** 4:26 pm

**For Period Ending 31-Dec-2026**

		A		B		(B-A)		
		ACTUAL 2024	BUDGET 2024	BUDGET 2025	PROVISIONAL 2026 BUDGET	PROVISIONAL 2027 BUDGET	VARIANCE	%
OPERATING								
Election								
1-5-02401-5301	Ads,Publications & Subscriptions	0.00	7,000.00	7,000.00	1,000.00	1,020.00	-6,000.00	-0.86
1-5-02401-5303	TRAINING	0.00	0.00	0.00	2,000.00	2,040.00	2,000.00	0.00
1-5-02401-5304	Travel	0.00	0.00	0.00	250.00	255.00	250.00	0.00
1-5-02401-5318	Materials & Supplies	3,718.31	0.00	0.00	3,000.00	3,060.00	3,000.00	0.00
1-5-02401-5400	Contracted Services	1,679.04	1,680.00	1,680.00	19,000.00	1,680.00	17,320.00	10.31
1-5-02401-5901	Transfer to Reserves	5,000.00	5,000.00	5,100.00	5,202.00	5,592.00	102.00	0.02
Total Election		10,397.35	13,680.00	13,780.00	30,452.00	13,647.00	16,672.00	1.21
Total Elections expenditures		10,397.35	13,680.00	13,780.00	30,452.00	13,647.00	16,672.00	1.21
IT expenditures								
Information Technology								
1-5-02600-5301	Ads,Publications & Subscriptions	37,311.48	122,800.00	122,800.00	2,000.00	2,040.00	-120,800.00	-0.98
1-5-02600-5310	Computer Purchases	8,275.32	12,000.00	12,000.00	6,000.00	6,000.00	-6,000.00	-0.50
1-5-02600-5318	Materials & Supplies	95.11	0.00	0.00	0.00	0.00	0.00	0.00
1-5-02600-5319	Small equipment purchases	26.45	0.00	0.00	0.00	0.00	0.00	0.00
1-5-02600-5320	Software services - SaaS	83,933.95	0.00	0.00	80,000.00	81,600.00	80,000.00	0.00
1-5-02600-5400	Contracted Services	26.45	0.00	0.00	0.00	0.00	0.00	0.00
1-5-02600-5409	IT Services	120,938.05	73,345.00	73,345.00	132,000.00	134,640.00	58,655.00	0.80
1-5-02600-5416	COMPUTER NON-CONTRACT ITEMS	3,400.00	0.00	0.00	0.00	0.00	0.00	0.00
Total Information Technology		254,006.81	208,145.00	208,145.00	220,000.00	224,280.00	11,855.00	0.06
Total IT expenditures		254,006.81	208,145.00	208,145.00	220,000.00	224,280.00	11,855.00	0.06
Town Hall expenditures								
Town Hall - Bldg								
1-5-02501-5318	Materials & Supplies	2,805.69	1,800.00	2,000.00	2,200.00	2,244.00	200.00	0.10
1-5-02501-5324	Building repair & maintenance	35,770.61	2,500.00	3,000.00	3,500.00	3,570.00	500.00	0.17
1-5-02501-5330	Internet	5,677.31	5,800.00	6,000.00	0.00	0.00	-6,000.00	-1.00
1-5-02501-5331	Hydro	17,538.06	13,720.00	15,179.00	17,615.00	17,967.00	2,436.00	0.16
1-5-02501-5332	Natural Gas	2,204.35	4,390.00	3,472.00	3,578.00	3,650.00	106.00	0.03
1-5-02501-5333	Water / Wastewater	3,370.28	2,690.00	3,000.00	0.00	0.00	-3,000.00	-1.00
1-5-02501-5335	Telephony services	5,621.26	4,795.00	5,000.00	0.00	0.00	-5,000.00	-1.00
1-5-02501-5400	Contracted Services	56,369.70	27,235.00	40,000.00	45,000.00	45,900.00	5,000.00	0.13
1-5-02501-5405	Insurance	10,775.58	11,980.00	10,706.00	10,119.00	10,321.00	-587.00	-0.05
1-5-02501-5411	Electrical contracted services	0.00	1,500.00	1,500.00	2,000.00	2,040.00	500.00	0.33
1-5-02501-5800	Principal on long term debt	83,297.64	83,300.00	86,341.00	89,494.00	92,763.00	3,153.00	0.04
1-5-02501-5850	Interest on long term debt	57,618.76	58,095.00	55,054.00	51,901.00	48,632.00	-3,153.00	-0.06
Total Town Hall - Bldg		281,049.24	217,805.00	231,252.00	225,407.00	227,087.00	-5,845.00	-0.03
Total Town Hall expenditures		281,049.24	217,805.00	231,252.00	225,407.00	227,087.00	-5,845.00	-0.03
Buildings & other properties								

## Budget 2026 by Services

Date : Feb 11, 2026

Time : 4:26 pm

For Period Ending 31-Dec-2026



		A		B		(B-A)		
		ACTUAL 2024	BUDGET 2024	BUDGET 2025	PROVISIONAL 2026 BUDGET	PROVISIONAL 2027 BUDGET	VARIANCE	%
OPERATING								
10 King St E								
1-5-19000-5324	Building repair & maintenance	1,241.57	20,000.00	25,000.00	25,000.00	25,500.00	0.00	0.00
1-5-19000-5334	Utilities - Water Heater	282.92	0.00	360.00	360.00	367.00	0.00	0.00
1-5-19000-5400	Contracted Services	20,211.06	600.00	1,400.00	4,000.00	4,080.00	2,600.00	1.86
1-5-19000-5600	EXTERNAL TRANSFERS	231,580.00	231,580.00	260,860.00	280,000.00	298,814.00	19,140.00	0.07
Total 10 King St E		253,315.55	252,180.00	287,620.00	309,360.00	328,761.00	21,740.00	0.08
125 Water St Hydro								
1-5-19005-5331	Hydro	1,296.60	0.00	0.00	0.00	0.00	0.00	0.00
Total 125 Water St Hydro		1,296.60	0.00	0.00	0.00	0.00	0.00	0.00
Chamber of Commerce								
1-5-19010-5102	PT Wages	174.96	0.00	0.00	0.00	0.00	0.00	0.00
1-5-19010-5115	EHT	3.43	0.00	0.00	0.00	0.00	0.00	0.00
1-5-19010-5116	Source Deductions	13.55	0.00	0.00	0.00	0.00	0.00	0.00
1-5-19010-5118	WSIB	6.65	0.00	0.00	0.00	0.00	0.00	0.00
1-5-19010-5121	OMERS	8.26	0.00	0.00	0.00	0.00	0.00	0.00
Total Chamber of Commerce		206.85	0.00	0.00	0.00	0.00	0.00	0.00
Visitor Centre								
1-5-19011-5400	Contracted Services	775.92	0.00	0.00	0.00	0.00	0.00	0.00
Total Visitor Centre		775.92	0.00	0.00	0.00	0.00	0.00	0.00
125 Water St								
1-5-19015-5101	FT Wages	116.64	0.00	0.00	0.00	0.00	0.00	0.00
1-5-19015-5115	EHT	2.28	0.00	0.00	0.00	0.00	0.00	0.00
1-5-19015-5116	Source Deductions	9.01	0.00	0.00	0.00	0.00	0.00	0.00
1-5-19015-5118	WSIB	4.43	0.00	0.00	0.00	0.00	0.00	0.00
1-5-19015-5121	OMERS	5.51	0.00	0.00	0.00	0.00	0.00	0.00
1-5-19015-5324	Building repair & maintenance	26.44	1,000.00	3,500.00	3,500.00	3,570.00	0.00	0.00
1-5-19015-5333	Water / Wastewater	4,011.00	0.00	0.00	4,000.00	4,080.00	4,000.00	0.00
1-5-19015-5400	Contracted Services	9,442.90	10,000.00	10,300.00	10,000.00	10,200.00	-300.00	-0.03
1-5-19015-5405	Insurance	30,839.94	26,820.00	41,093.00	31,069.00	31,690.00	-10,024.00	-0.24
1-5-19015-5600	EXTERNAL TRANSFERS	77,591.00	77,190.00	82,000.00	84,050.00	85,731.00	2,050.00	0.03
Total 125 Water St		122,049.15	115,010.00	136,893.00	132,619.00	135,271.00	-4,274.00	-0.03
140 Stone St S CLock Towner								
1-5-19025-5324	Building repair & maintenance	0.00	500.00	500.00	500.00	510.00	0.00	0.00
1-5-19025-5331	Hydro	482.38	450.00	490.00	579.00	591.00	89.00	0.18
1-5-19025-5400	Contracted Services	0.00	3,000.00	3,000.00	3,000.00	3,060.00	0.00	0.00
1-5-19025-5411	Electrical contracted services	0.00	500.00	500.00	500.00	510.00	0.00	0.00
Total 140 Stone St S CLock Towner		482.38	4,450.00	4,490.00	4,579.00	4,671.00	89.00	0.02

## Budget 2026 by Services

Date : Feb 11, 2026

Time : 4:26 pm



For Period Ending 31-Dec-2026

				A	B	(B-A)		
		ACTUAL 2024	BUDGET 2024	BUDGET 2025	PROVISIONAL 2026 BUDGET	PROVISIONAL 2027 BUDGET	VARIANCE	%
OPERATING								
Town Gates								
1-5-19030-5324	Building repair & maintenance	0.00	500.00	500.00	500.00	510.00	0.00	0.00
1-5-19030-5331	Hydro	2,181.21	2,125.00	2,518.00	2,065.00	2,106.00	-453.00	-0.18
1-5-19030-5400	Contracted Services	2,772.00	1,000.00	1,000.00	1,000.00	1,020.00	0.00	0.00
Total Town Gates		4,953.21	3,625.00	4,018.00	3,565.00	3,636.00	-453.00	-0.11
Other Buildings & Properties								
1-5-19035-5101	FT Wages	44,698.82	39,610.00	51,586.00	85,202.00	87,758.00	33,616.00	0.65
1-5-19035-5102	PT Wages	0.00	0.00	0.00	4,624.00	4,763.00	4,624.00	0.00
1-5-19035-5103	OT Wages	37.79	0.00	0.00	0.00	0.00	0.00	0.00
1-5-19035-5115	EHT	810.20	770.00	1,013.00	1,763.00	1,816.00	750.00	0.74
1-5-19035-5116	Source Deductions	2,392.21	1,715.00	2,900.00	4,396.00	4,528.00	1,496.00	0.52
1-5-19035-5118	WSIB	1,560.88	1,360.00	1,688.00	2,912.00	2,999.00	1,224.00	0.73
1-5-19035-5119	Manulife	4,146.25	4,000.00	5,460.00	8,037.00	8,278.00	2,577.00	0.47
1-5-19035-5121	OMERS	4,266.73	4,410.00	5,588.00	10,034.00	10,335.00	4,446.00	0.80
1-5-19035-5318	Materials & Supplies	1,170.65	1,500.00	1,750.00	1,750.00	1,785.00	0.00	0.00
1-5-19035-5320	Software services - SaaS	328.12	0.00	0.00	0.00	0.00	0.00	0.00
1-5-19035-5327	Cellular services	137.34	0.00	130.00	130.00	133.00	0.00	0.00
1-5-19035-5400	Contracted Services	2,463.86	3,000.00	3,250.00	3,250.00	3,315.00	0.00	0.00
1-5-19035-5501	Property rents & taxes	2,778.13	2,760.00	2,843.00	2,843.00	2,900.00	0.00	0.00
1-5-19035-5901	Transfer to Reserves	129,000.00	129,000.00	131,580.00	108,437.00	136,843.00	-23,143.00	-0.18
Total Other Buildings & Properties		193,790.98	188,125.00	207,788.00	233,378.00	265,453.00	25,590.00	0.12
135 Water St Cow & Gate								
1-5-19040-5850	Interest on long term debt	-1,232.97	0.00	0.00	0.00	0.00	0.00	0.00
Total 135 Water St Cow & Gate		-1,232.97	0.00	0.00	0.00	0.00	0.00	0.00
115 Water St Customs Building / Dock								
1-5-19045-5324	Building repair & maintenance	0.00	1,500.00	3,500.00	3,500.00	3,570.00	0.00	0.00
1-5-19045-5331	Hydro	3,452.58	2,980.00	2,914.00	4,025.00	4,106.00	1,111.00	0.38
1-5-19045-5333	Water / Wastewater	1,295.14	1,290.00	1,300.00	1,300.00	1,326.00	0.00	0.00
1-5-19045-5400	Contracted Services	1,936.50	1,500.00	1,500.00	1,500.00	1,530.00	0.00	0.00
1-5-19045-5405	Insurance	5,494.19	4,260.00	8,044.00	6,291.00	6,417.00	-1,753.00	-0.22
1-5-19045-5501	Property rents & taxes	2,469.10	2,465.00	2,539.00	2,539.00	2,590.00	0.00	0.00
Total 115 Water St Customs Building /		14,647.51	13,995.00	19,797.00	19,155.00	19,539.00	-642.00	-0.03
110 Kate St Pump House								
1-5-19055-5324	Building repair & maintenance	0.00	0.00	5,000.00	5,000.00	5,100.00	0.00	0.00
1-5-19055-5331	Hydro	7,048.07	11,190.00	9,834.00	9,503.00	9,693.00	-331.00	-0.03
1-5-19055-5332	Natural Gas	855.01	2,210.00	2,395.00	2,300.00	2,346.00	-95.00	-0.04
1-5-19055-5333	Water / Wastewater	5,809.54	5,765.00	5,900.00	5,900.00	6,018.00	0.00	0.00
1-5-19055-5400	Contracted Services	16,836.40	2,000.00	2,000.00	3,000.00	3,060.00	1,000.00	0.50
1-5-19055-5405	Insurance	9,608.20	9,000.00	4,894.00	3,519.00	3,589.00	-1,375.00	-0.28
1-5-19055-5501	Property rents & taxes	6,080.01	5,800.00	5,974.00	5,974.00	6,093.00	0.00	0.00

## Budget 2026 by Services

Date : Feb 11, 2026

Time : 4:26 pm

For Period Ending 31-Dec-2026



	A	B	(B-A)				
	ACTUAL 2024	BUDGET 2024	BUDGET 2025	PROVISIONAL 2026 BUDGET	PROVISIONAL 2027 BUDGET	VARIANCE	%
<b>OPERATING</b>							
<b>Total 110 Kate St Pump House</b>	<b>46,237.23</b>	<b>35,965.00</b>	<b>35,997.00</b>	<b>35,196.00</b>	<b>35,899.00</b>	<b>-801.00</b>	<b>-0.02</b>
<b>2 King St E Little Pump House</b>							
1-5-19065-5324 Building repair & maintenance	0.00	0.00	0.00	500.00	510.00	500.00	0.00
1-5-19065-5331 Hydro	3,430.74	5,180.00	4,859.00	4,726.00	4,821.00	-133.00	-0.03
1-5-19065-5333 Water / wastewater	1,421.10	1,640.00	1,230.00	1,230.00	1,255.00	0.00	0.00
1-5-19065-5400 Contracted Services	0.00	1,250.00	3,000.00	1,000.00	1,020.00	-2,000.00	-0.67
<b>Total 2 King St E Little Pump House</b>	<b>4,851.84</b>	<b>8,070.00</b>	<b>9,089.00</b>	<b>7,456.00</b>	<b>7,606.00</b>	<b>-1,633.00</b>	<b>-0.18</b>
<b>400 Stone St N</b>							
1-5-19085-5102 PT Wages	0.00	0.00	0.00	4,624.00	4,763.00	4,624.00	0.00
1-5-19085-5115 EHT	0.00	0.00	0.00	90.00	93.00	90.00	0.00
1-5-19085-5116 Source Deductions	0.00	0.00	0.00	163.00	168.00	163.00	0.00
1-5-19085-5118 WSIB	0.00	0.00	0.00	150.00	155.00	150.00	0.00
1-5-19085-5121 OMERS	0.00	0.00	0.00	416.00	428.00	416.00	0.00
1-5-19085-5324 Building repair & maintenance	3,766.95	4,000.00	7,500.00	7,500.00	7,650.00	0.00	0.00
1-5-19085-5331 Hydro	6,427.70	4,110.00	5,479.00	5,635.00	5,748.00	156.00	0.03
1-5-19085-5332 Natural Gas	5,007.95	10,000.00	7,300.00	6,909.00	7,047.00	-391.00	-0.05
1-5-19085-5333 Water / Wastewater	12,583.27	5,790.00	9,000.00	9,000.00	9,180.00	0.00	0.00
1-5-19085-5400 Contracted Services	8,741.96	4,000.00	6,000.00	6,000.00	6,120.00	0.00	0.00
1-5-19085-5405 Insurance	13,413.63	12,830.00	16,242.00	14,537.00	14,828.00	-1,705.00	-0.10
1-5-19085-5501 Property rents & taxes	186.42	7,950.00	8,188.00	8,188.00	8,352.00	0.00	0.00
<b>Total 400 Stone St N</b>	<b>50,127.88</b>	<b>48,680.00</b>	<b>59,709.00</b>	<b>63,212.00</b>	<b>64,532.00</b>	<b>3,503.00</b>	<b>0.06</b>
<b>Total Buildings &amp; other properties</b>	<b>691,502.13</b>	<b>670,100.00</b>	<b>765,401.00</b>	<b>808,520.00</b>	<b>865,368.00</b>	<b>43,119.00</b>	<b>0.06</b>
<b>MPAC</b>							
<b>MPAC Fees</b>							
1-5-12300-5375 MPAC Fees	71,390.80	73,380.00	73,380.00	74,850.00	76,347.00	1,470.00	0.02
<b>Total MPAC Fees</b>	<b>71,390.80</b>	<b>73,380.00</b>	<b>73,380.00</b>	<b>74,850.00</b>	<b>76,347.00</b>	<b>1,470.00</b>	<b>0.02</b>
<b>Total MPAC</b>	<b>71,390.80</b>	<b>73,380.00</b>	<b>73,380.00</b>	<b>74,850.00</b>	<b>76,347.00</b>	<b>1,470.00</b>	<b>0.02</b>
<b>Total General government</b>	<b>2,976,513.18</b>	<b>3,121,814.00</b>	<b>3,348,280.00</b>	<b>3,154,320.00</b>	<b>3,832,461.00</b>	<b>-193,960.00</b>	<b>-0.06</b>
<b>Protection to Persons &amp; Property</b>							
<b>Fire Services revenues</b>							
<b>Fire Services</b>							
1-4-04100-4000 GRANTS	0.00	0.00	0.00	-16,000.00	-16,320.00	-16,000.00	0.00
1-4-04100-4040 NG911 Grant	-497,614.00	0.00	0.00	0.00	0.00	0.00	0.00
1-4-04100-4066 Miscellaneous revenue	-3,767.57	-500.00	0.00	0.00	0.00	0.00	0.00
1-4-04100-4098 Work Recoverable Revenue	-10,629.55	-10,000.00	-10,000.00	-12,000.00	-12,240.00	-2,000.00	0.20
1-4-04100-5328 PREVENTION / INSPECTIONS	-4,170.00	-4,500.00	-4,500.00	-2,000.00	-2,040.00	2,500.00	-0.56



## Budget 2026 by Services

**Date :** Feb 11, 2026

**Time :** 4:26 pm


**For Period Ending 31-Dec-2026**



			A	B	(B-A)				
			ACTUAL 2024	BUDGET 2024	BUDGET 2025	PROVISIONAL 2026 BUDGET	PROVISIONAL 2027 BUDGET	VARIANCE	%
OPERATING									
Total Fire Services			-516,181.12	-15,000.00	-14,500.00	-30,000.00	-30,600.00	-15,500.00	1.07
Total Fire Services revenues			-516,181.12	-15,000.00	-14,500.00	-30,000.00	-30,600.00	-15,500.00	1.07
Police Services revenues									
Police Services									
1-4-04200-4000	POLICE RECOVERIES		-12,740.30	-2,000.00	-2,000.00	-2,000.00	-2,040.00	0.00	0.00
1-4-04200-4012	CSP Local		-60,893.03	-60,893.00	-15,223.00	-60,893.00	-62,111.00	-45,670.00	3.00
1-4-04200-4013	RIDE GRANT		-7,482.00	-8,700.00	-8,700.00	-8,700.00	-8,874.00	0.00	0.00
1-4-04200-4030	Revenue from other Municipalities		-20,000.00	-40,000.00	-40,000.00	-40,000.00	-40,800.00	0.00	0.00
1-4-04200-4047	Rental income		-7,200.00	-7,200.00	-7,200.00	-7,200.00	-7,344.00	0.00	0.00
1-4-04200-4066	Miscellaneous revenue		-19,272.40	-8,000.00	-83,500.00	-8,000.00	-8,160.00	75,500.00	-0.90
Total Police Services			-127,587.73	-126,793.00	-156,623.00	-126,793.00	-129,329.00	29,830.00	-0.19
Police services - operations									
1-4-04210-4066	Miscellaneous revenue		-50,065.62	0.00	0.00	0.00	0.00	0.00	0.00
Total Police services - operations			-50,065.62	0.00	0.00	0.00	0.00	0.00	0.00
Police Investigative Services									
1-4-04211-4000	INVESTIGATIVE SERVICES REVENUE		-993,549.50	-685,000.00	-850,000.00	-900,000.00	-918,000.00	-50,000.00	0.06
Total Police Investigative Services			-993,549.50	-685,000.00	-850,000.00	-900,000.00	-918,000.00	-50,000.00	0.06
COURT SECURITY									
1-4-04214-4034	COURT SECURITY GRANT		-52,828.00	-71,638.00	-62,233.00	-75,964.00	-77,483.00	-13,731.00	0.22
Total COURT SECURITY			-52,828.00	-71,638.00	-62,233.00	-75,964.00	-77,483.00	-13,731.00	0.22
CSP Provincial									
1-4-04216-4034	CSP Provincial grant		-73,193.20	-71,254.00	-30,764.00	0.00	0.00	30,764.00	-1.00
Total CSP Provincial			-73,193.20	-71,254.00	-30,764.00	0.00	0.00	30,764.00	-1.00
YOUTH IN POLICING									
1-4-04219-4008	GRANT - YOUTH IN POLICING		-24,932.00	-21,172.00	-24,000.00	-23,464.00	-23,933.00	536.00	-0.02
Total YOUTH IN POLICING			-24,932.00	-21,172.00	-24,000.00	-23,464.00	-23,933.00	536.00	-0.02
VICTIM SUPPORT GRANT									
1-4-04245-4034	Grant		-34,254.74	-79,225.00	0.00	0.00	0.00	0.00	0.00
Total VICTIM SUPPORT GRANT			-34,254.74	-79,225.00	0.00	0.00	0.00	0.00	0.00
Proceeds of Crime Grant									
1-4-04265-4034	Provincial Grant		-69,324.66	0.00	0.00	0.00	0.00	0.00	0.00
Total Proceeds of Crime Grant			-69,324.66	0.00	0.00	0.00	0.00	0.00	0.00
Cisco Grant									

**TOWN OF GANANOQUE**

**Budget 2026 by Services**



GL5410

Date : Feb 11, 2026

Page : 10

Time : 4:26 pm

For Period Ending 31-Dec-2026

	A		B		(B-A)		
	ACTUAL 2024	BUDGET 2024	BUDGET 2025	PROVISIONAL 2026 BUDGET	PROVISIONAL 2027 BUDGET	VARIANCE	%
<b>OPERATING</b>							
1-4-04272-4034 Grant	-15,100.00	0.00	0.00	0.00	0.00	0.00	0.00
<b>Total Cisco Grant</b>	<b>-15,100.00</b>	<b>0.00</b>	<b>0.00</b>	<b>0.00</b>	<b>0.00</b>	<b>0.00</b>	<b>0.00</b>
<b>Mobile Crisis Response</b>							
1-4-04275-4034 Grant	-160,537.77	-98,770.00	0.00	-113,483.00	-119,975.00	-113,483.00	0.00
<b>Total Mobile Crisis Response</b>	<b>-160,537.77</b>	<b>-98,770.00</b>	<b>0.00</b>	<b>-113,483.00</b>	<b>-119,975.00</b>	<b>-113,483.00</b>	<b>0.00</b>
<b>Auto Theft Prevention</b>							
1-4-04285-4034 Grant	-267,201.00	-141,426.00	-198,900.00	-49,725.00	-50,720.00	149,175.00	-0.75
<b>Total Auto Theft Prevention</b>	<b>-267,201.00</b>	<b>-141,426.00</b>	<b>-198,900.00</b>	<b>-49,725.00</b>	<b>-50,720.00</b>	<b>149,175.00</b>	<b>-0.75</b>
<b>Total Police Services revenues</b>	<b>-1,868,574.22</b>	<b>-1,295,278.00</b>	<b>-1,322,520.00</b>	<b>-1,289,429.00</b>	<b>-1,319,440.00</b>	<b>33,091.00</b>	<b>-0.03</b>
<b>Building permits &amp; inspections</b>							
<b>PI&amp;C - CBO</b>							
1-4-04400-4000 PROTECTIVE INSPECTION & CONTROL	-487.58	0.00	0.00	0.00	0.00	0.00	0.00
1-4-04400-4041 BUILDING PERMITS	-241,482.00	-115,000.00	-175,000.00	-150,000.00	-153,000.00	25,000.00	-0.14
1-4-04400-4043 SEPTIC PERMITS	0.00	0.00	0.00	-800.00	-816.00	-800.00	0.00
1-4-04400-4049 OTHER LICENSES & PERMITS	-310.00	0.00	0.00	0.00	0.00	0.00	0.00
1-4-04400-4098 WORK RECOVERABLE REVENUE	0.00	-100.00	0.00	0.00	0.00	0.00	0.00
<b>Total PI&amp;C - CBO</b>	<b>-242,279.58</b>	<b>-115,100.00</b>	<b>-175,000.00</b>	<b>-150,800.00</b>	<b>-153,816.00</b>	<b>24,200.00</b>	<b>-0.14</b>
<b>Total Building permits &amp; inspections</b>	<b>-242,279.58</b>	<b>-115,100.00</b>	<b>-175,000.00</b>	<b>-150,800.00</b>	<b>-153,816.00</b>	<b>24,200.00</b>	<b>-0.14</b>
<b>Animal Control revenues</b>							
<b>PI&amp;C - Animal Control</b>							
1-4-04430-4045 DOG TAG LICENSES	-7,965.00	-6,000.00	-7,500.00	-7,500.00	-7,650.00	0.00	0.00
1-4-04430-4049 Urban Hen Permit Fees	0.00	-100.00	-100.00	0.00	0.00	100.00	-1.00
1-4-04430-4098 WORK RECOVERABLE REVENUE	0.00	-750.00	-750.00	0.00	0.00	750.00	-1.00
<b>Total PI&amp;C - Animal Control</b>	<b>-7,965.00</b>	<b>-6,850.00</b>	<b>-8,350.00</b>	<b>-7,500.00</b>	<b>-7,650.00</b>	<b>850.00</b>	<b>-0.10</b>
<b>Total Animal Control revenues</b>	<b>-7,965.00</b>	<b>-6,850.00</b>	<b>-8,350.00</b>	<b>-7,500.00</b>	<b>-7,650.00</b>	<b>850.00</b>	<b>-0.10</b>
<b>By-Law enforcement revenues</b>							
<b>PI&amp;C - Bylaw Enforcement</b>							
1-4-04440-4098 WORK RECOVERABLE REVENUE	0.00	-2,000.00	-2,000.00	-3,000.00	-3,060.00	-1,000.00	0.50
<b>Total PI&amp;C - Bylaw Enforcement</b>	<b>0.00</b>	<b>-2,000.00</b>	<b>-2,000.00</b>	<b>-3,000.00</b>	<b>-3,060.00</b>	<b>-1,000.00</b>	<b>0.50</b>
<b>Total By-Law enforcement revenues</b>	<b>0.00</b>	<b>-2,000.00</b>	<b>-2,000.00</b>	<b>-3,000.00</b>	<b>-3,060.00</b>	<b>-1,000.00</b>	<b>0.50</b>
<b>Transfer from reserves &amp; reser</b>							
<b>Community Safety &amp; Wellbeing</b>							
1-4-04580-5901 Transfer from Reserves	-34,625.08	0.00	0.00	0.00	0.00	0.00	0.00

## Budget 2026 by Services

Date : Feb 11, 2026

Time : 4:26 pm

For Period Ending 31-Dec-2026



	A		B		(B-A)		
	ACTUAL 2024	BUDGET 2024	BUDGET 2025	PROVISIONAL 2026 BUDGET	PROVISIONAL 2027 BUDGET	VARIANCE	%
<b>OPERATING</b>							
<b>Total Community Safety &amp; Wellbeing</b>	<b>-34,625.08</b>	<b>0.00</b>	<b>0.00</b>	<b>0.00</b>	<b>0.00</b>	<b>0.00</b>	<b>0.00</b>
<b>Total Transfer from reserves &amp; reserve</b>	<b>-34,625.08</b>	<b>0.00</b>	<b>0.00</b>	<b>0.00</b>	<b>0.00</b>	<b>0.00</b>	<b>0.00</b>
<b>Fire Services expenditures</b>							
<b>Fire Services</b>							
1-5-04100-5101 FT Wages	307,783.32	308,055.00	330,073.00	341,145.00	351,379.00	11,072.00	0.03
1-5-04100-5102 PT Wages	4,541.06	0.00	0.00	0.00	0.00	0.00	0.00
1-5-04100-5103 OT Wages	1,363.44	6,810.00	9,333.00	0.00	0.00	-9,333.00	-1.00
1-5-04100-5108 FIRE - VOLUNTEER TRAINING WAGES	79,636.53	71,870.00	84,435.00	94,444.00	97,277.00	10,009.00	0.12
1-5-04100-5109 PT FIRE CALLS	43,812.13	46,715.00	68,380.00	76,442.00	78,735.00	8,062.00	0.12
1-5-04100-5111 Honorariums	921.38	7,000.00	0.00	0.00	0.00	0.00	0.00
1-5-04100-5112 Uniforms/Clothing	4,456.72	3,500.00	4,000.00	5,000.00	5,100.00	1,000.00	0.25
1-5-04100-5114 Retiree Benefits	4,016.64	7,080.00	0.00	0.00	0.00	0.00	0.00
1-5-04100-5115 EHT	8,578.87	8,760.00	9,643.00	10,030.00	10,331.00	387.00	0.04
1-5-04100-5116 Source Deductions	21,603.79	21,600.00	27,321.00	29,488.00	30,373.00	2,167.00	0.08
1-5-04100-5117 Other Benefits	1,017.00	5,000.00	2,500.00	750.00	750.00	-1,750.00	-0.70
1-5-04100-5118 WSIB	21,001.06	17,870.00	14,902.00	15,712.00	16,183.00	810.00	0.05
1-5-04100-5119 Manulife	31,359.26	28,740.00	34,207.00	34,036.00	34,717.00	-171.00	0.00
1-5-04100-5121 OMERS	36,713.73	40,420.00	38,674.00	39,850.00	41,046.00	1,176.00	0.03
1-5-04100-5123 Employee Programs	287.24	500.00	4,242.00	0.00	0.00	-4,242.00	-1.00
1-5-04100-5301 Ads,Publications & Subscriptions	2,461.85	2,300.00	2,300.00	2,346.00	2,393.00	46.00	0.02
1-5-04100-5302 Memberships	974.25	260.00	1,065.00	1,086.00	1,108.00	21.00	0.02
1-5-04100-5303 TRAINING	38,989.16	26,000.00	40,000.00	40,000.00	40,800.00	0.00	0.00
1-5-04100-5304 MEETINGS & CONFERENCES	10,715.22	7,500.00	8,000.00	8,200.00	8,364.00	200.00	0.03
1-5-04100-5305 Mental Health Awareness Training	1,350.79	1,000.00	1,000.00	1,000.00	1,020.00	0.00	0.00
1-5-04100-5306 POSTAGE/COURIER	190.34	100.00	200.00	0.00	0.00	-200.00	-1.00
1-5-04100-5317 Equipment repair & maintenance	87,566.92	48,000.00	50,000.00	67,000.00	68,340.00	17,000.00	0.34
1-5-04100-5318 Materials & Supplies	500.00	0.00	0.00	0.00	0.00	0.00	0.00
1-5-04100-5319 Small equipment purchases	702.00	1,000.00	1,000.00	1,400.00	1,428.00	400.00	0.40
1-5-04100-5320 Software services - SaaS	12,280.11	14,515.00	14,515.00	14,800.00	15,096.00	285.00	0.02
1-5-04100-5321 Vechicle operating expenses	67.54	0.00	0.00	0.00	0.00	0.00	0.00
1-5-04100-5327 Cellular services	4,087.29	1,200.00	3,500.00	3,500.00	3,570.00	0.00	0.00
1-5-04100-5328 FIRE PREVENTION SUPPLIES	995.61	5,000.00	5,100.00	5,202.00	5,306.00	102.00	0.02
1-5-04100-5330 Internet	9,911.94	10,500.00	10,500.00	10,500.00	10,710.00	0.00	0.00
1-5-04100-5335 Telephony services	2,256.68	2,000.00	2,000.00	2,000.00	2,040.00	0.00	0.00
1-5-04100-5400 Contracted Services	1,548.31	0.00	0.00	0.00	0.00	0.00	0.00
1-5-04100-5402 Legal Services	0.00	5,000.00	5,000.00	0.00	0.00	-5,000.00	-1.00
1-5-04100-5405 Insurance	26,986.38	25,145.00	33,612.00	33,944.00	34,623.00	332.00	0.01
1-5-04100-5409 IT Services	2,517.98	4,000.00	4,000.00	0.00	0.00	-4,000.00	-1.00
1-5-04100-5502 Lease payments	390.98	6,500.00	6,500.00	500.00	510.00	-6,000.00	-0.92
1-5-04100-5503 Bank service charges	25.00	0.00	0.00	0.00	0.00	0.00	0.00
1-5-04100-5800 Principal on long term debt	0.00	0.00	0.00	15,997.00	65,880.00	15,997.00	0.00
1-5-04100-5850 Interest on long term debt	0.00	0.00	0.00	24,570.00	96,386.00	24,570.00	0.00
1-5-04100-5901 Transfer to Reserves	573,819.00	82,430.00	84,079.00	86,601.00	89,119.00	2,522.00	0.03

## Budget 2026 by Services

For Period Ending 31-Dec-2026



	A	B	(B-A)				
	ACTUAL 2024	BUDGET 2024	BUDGET 2025	PROVISIONAL 2026 BUDGET	PROVISIONAL 2027 BUDGET	VARIANCE	%
<b>OPERATING</b>							
1-5-04100-5903 Transfer to Reserve funds	20,000.00	20,000.00	20,400.00	20,808.00	21,224.00	408.00	0.02
<b>Total Fire Services</b>	<b>1,365,429.52</b>	<b>836,370.00</b>	<b>920,481.00</b>	<b>986,351.00</b>	<b>1,133,808.00</b>	<b>65,870.00</b>	<b>0.07</b>
<b>DISPATCH - FIRE SERVICE</b>							
1-5-04101-5410 PROJECT CONTRACTS	20,000.00	20,000.00	20,000.00	20,000.00	20,000.00	0.00	0.00
<b>Total DISPATCH - FIRE SERVICE</b>	<b>20,000.00</b>	<b>20,000.00</b>	<b>20,000.00</b>	<b>20,000.00</b>	<b>20,000.00</b>	<b>0.00</b>	<b>0.00</b>
<b>HYDRANT CHARGE</b>							
1-5-04102-5410 PROJECT CONTRACT	40,070.00	40,070.00	46,481.00	40,070.00	40,871.00	-6,411.00	-0.14
<b>Total HYDRANT CHARGE</b>	<b>40,070.00</b>	<b>40,070.00</b>	<b>46,481.00</b>	<b>40,070.00</b>	<b>40,871.00</b>	<b>-6,411.00</b>	<b>-0.14</b>
<b>Fire Vehicles</b>							
1-5-04150-5321 Vechicle operating expenses	7,774.65	6,000.00	6,000.00	9,000.00	9,180.00	3,000.00	0.50
1-5-04150-5322 Vehicle repair & maintenance	0.00	0.00	0.00	52,000.00	53,040.00	52,000.00	0.00
<b>Total Fire Vehicles</b>	<b>7,774.65</b>	<b>6,000.00</b>	<b>6,000.00</b>	<b>61,000.00</b>	<b>62,220.00</b>	<b>55,000.00</b>	<b>9.17</b>
<b>Rescue Boat</b>							
1-5-04151-5321 Vechicle operating expenses	3,108.56	0.00	0.00	0.00	0.00	0.00	0.00
1-5-04151-5322 Vehicle repair & maintenance	305.63	0.00	0.00	0.00	0.00	0.00	0.00
<b>Total Rescue Boat</b>	<b>3,414.19</b>	<b>0.00</b>	<b>0.00</b>	<b>0.00</b>	<b>0.00</b>	<b>0.00</b>	<b>0.00</b>
<b>Unit 2 / Aerial Truck</b>							
1-5-04152-5321 Vechicle operating expenses	75.77	42,000.00	42,000.00	0.00	0.00	-42,000.00	-1.00
1-5-04152-5322 Vehicle repair & maintenance	8,201.23	0.00	0.00	0.00	0.00	0.00	0.00
<b>Total Unit 2 / Aerial Truck</b>	<b>8,277.00</b>	<b>42,000.00</b>	<b>42,000.00</b>	<b>0.00</b>	<b>0.00</b>	<b>-42,000.00</b>	<b>-1.00</b>
<b>Unit 1 / Dodge</b>							
1-5-04153-5321 Vechicle operating expenses	708.33	0.00	0.00	0.00	0.00	0.00	0.00
1-5-04153-5322 Vehicle repair & maintenance	1,586.84	0.00	0.00	0.00	0.00	0.00	0.00
<b>Total Unit 1 / Dodge</b>	<b>2,295.17</b>	<b>0.00</b>	<b>0.00</b>	<b>0.00</b>	<b>0.00</b>	<b>0.00</b>	<b>0.00</b>
<b>Unit 4 / 2001 Pumper</b>							
1-5-04154-5321 Vechicle operating expenses	1,485.19	0.00	0.00	0.00	0.00	0.00	0.00
1-5-04154-5322 Vehicle repair & maintenance	30.51	0.00	0.00	0.00	0.00	0.00	0.00
<b>Total Unit 4 / 2001 Pumper</b>	<b>1,515.70</b>	<b>0.00</b>	<b>0.00</b>	<b>0.00</b>	<b>0.00</b>	<b>0.00</b>	<b>0.00</b>
<b>Unit 5 / 2013 Chev Silverado</b>							
1-5-04155-5321 Vechicle operating expenses	1,163.73	0.00	0.00	0.00	0.00	0.00	0.00
1-5-04155-5322 Vehicle repair & maintenance	1,356.51	0.00	0.00	0.00	0.00	0.00	0.00
<b>Total Unit 5 / 2013 Chev Silverado</b>	<b>2,520.24</b>	<b>0.00</b>	<b>0.00</b>	<b>0.00</b>	<b>0.00</b>	<b>0.00</b>	<b>0.00</b>
<b>Squad 3</b>							
1-5-04156-5322 Vehicle repair & maintenance	3,769.75	0.00	0.00	0.00	0.00	0.00	0.00

## Budget 2026 by Services

Date : Feb 11, 2026

Time : 4:26 pm

For Period Ending 31-Dec-2026



	A		B		(B-A)		
	ACTUAL 2024	BUDGET 2024	BUDGET 2025	PROVISIONAL 2026 BUDGET	PROVISIONAL 2027 BUDGET	VARIANCE	%
<b>OPERATING</b>							
<b>Total Squad 3</b>	<b>3,769.75</b>	<b>0.00</b>	<b>0.00</b>	<b>0.00</b>	<b>0.00</b>	<b>0.00</b>	<b>0.00</b>
<b>Fire Prevention Trailer</b>							
1-5-04180-5000 CAPITAL - OTHER (VEHICLE)	424.85	0.00	0.00	0.00	0.00	0.00	0.00
<b>Total Fire Prevention Trailer</b>	<b>424.85</b>	<b>0.00</b>	<b>0.00</b>	<b>0.00</b>	<b>0.00</b>	<b>0.00</b>	<b>0.00</b>
<b>Total Fire Services expenditures</b>	<b>1,455,491.07</b>	<b>944,440.00</b>	<b>1,034,962.00</b>	<b>1,107,421.00</b>	<b>1,256,899.00</b>	<b>72,459.00</b>	<b>0.07</b>
<b>EMS Building expenditures</b>							
<b>EMS Building Fire Share</b>							
1-5-04199-5317 Equipment repair & maintenance	3,641.36	6,000.00	6,000.00	6,000.00	6,120.00	0.00	0.00
1-5-04199-5318 Materials & Supplies	3,086.77	3,500.00	3,500.00	3,500.00	3,570.00	0.00	0.00
1-5-04199-5324 Building repair & maintenance	7,003.38	7,000.00	7,000.00	7,000.00	7,140.00	0.00	0.00
1-5-04199-5331 Hydro	13,872.73	13,200.00	14,531.00	14,335.00	14,622.00	-196.00	-0.01
1-5-04199-5332 Natural Gas	4,071.48	7,750.00	6,667.00	6,260.00	6,385.00	-407.00	-0.06
1-5-04199-5333 Water / Wastewater	3,202.98	5,775.00	5,775.00	6,000.00	6,120.00	225.00	0.04
1-5-04199-5400 Contracted Services	20,324.73	17,700.00	17,700.00	17,700.00	18,054.00	0.00	0.00
1-5-04199-5405 Insurance	6,779.20	6,485.00	8,208.00	5,901.00	6,019.00	-2,307.00	-0.28
1-5-04199-5901 Transfer to Reserves	85,945.00	85,945.00	87,664.00	72,245.00	91,170.00	-15,419.00	-0.18
<b>Total EMS Building Fire Share</b>	<b>147,927.63</b>	<b>153,355.00</b>	<b>157,045.00</b>	<b>138,941.00</b>	<b>159,200.00</b>	<b>-18,104.00</b>	<b>-0.12</b>
<b>EMS Building Police Share</b>							
1-5-04299-5317 Equipment repair & maintenance	5,326.07	6,000.00	6,000.00	6,000.00	6,120.00	0.00	0.00
1-5-04299-5318 Materials & Supplies	5,479.89	3,500.00	3,500.00	3,500.00	3,570.00	0.00	0.00
1-5-04299-5324 Building repair & maintenance	3,873.12	7,000.00	7,000.00	7,000.00	7,140.00	0.00	0.00
1-5-04299-5331 Hydro	13,872.73	13,200.00	14,531.00	14,335.00	14,622.00	-196.00	-0.01
1-5-04299-5332 Natural Gas	4,083.47	7,750.00	6,667.00	6,260.00	6,385.00	-407.00	-0.06
1-5-04299-5333 Water / Wastewater	3,202.98	5,775.00	5,775.00	6,000.00	6,120.00	225.00	0.04
1-5-04299-5400 Contracted Services	19,271.29	17,700.00	17,700.00	17,700.00	18,054.00	0.00	0.00
1-5-04299-5405 Insurance	6,779.62	6,485.00	8,208.00	5,901.00	6,019.00	-2,307.00	-0.28
1-5-04299-5901 Transfer to Reserves	85,945.00	85,945.00	87,664.00	72,245.00	91,170.00	-15,419.00	-0.18
<b>Total EMS Building Police Share</b>	<b>147,834.17</b>	<b>153,355.00</b>	<b>157,045.00</b>	<b>138,941.00</b>	<b>159,200.00</b>	<b>-18,104.00</b>	<b>-0.12</b>
<b>Total EMS Building expenditures</b>	<b>295,761.80</b>	<b>306,710.00</b>	<b>314,090.00</b>	<b>277,882.00</b>	<b>318,400.00</b>	<b>-36,208.00</b>	<b>-0.12</b>
<b>Police Services expenditures</b>							
<b>Police Services - Operations</b>							
1-5-04210-5101 FT Wages	1,394,387.26	1,499,029.00	1,555,763.00	1,636,089.00	1,668,811.00	80,326.00	0.05
1-5-04210-5102 PT Wages	101,115.62	0.00	85,529.00	57,169.00	58,312.00	-28,360.00	-0.33
1-5-04210-5103 OT Wages	289,370.04	175,000.00	180,000.00	220,000.00	224,400.00	40,000.00	0.22
1-5-04210-5106 Special Allowances	4,299.92	5,160.00	5,590.00	5,590.00	5,702.00	0.00	0.00
1-5-04210-5107 Long service allowance	156.58	2,000.00	2,000.00	2,000.00	2,040.00	0.00	0.00
1-5-04210-5108 Special Allowance - Breath Tech	0.00	2,000.00	0.00	0.00	0.00	0.00	0.00
1-5-04210-5109 CIB Clothing	450.27	500.00	500.00	500.00	510.00	0.00	0.00




## Budget 2026 by Services

Date : Feb 11, 2026

Time : 4:26 pm

For Period Ending 31-Dec-2026



		A	B	(B-A)				
		ACTUAL 2024	BUDGET 2024	BUDGET 2025	PROVISIONAL 2026 BUDGET	PROVISIONAL 2027 BUDGET	VARIANCE	%
OPERATING								
1-5-04210-5112	Uniforms/Clothing	18,297.29	12,000.00	12,000.00	15,000.00	15,300.00	3,000.00	0.25
1-5-04210-5113	Cleaning Allowance	0.00	500.00	500.00	500.00	510.00	0.00	0.00
1-5-04210-5114	Retiree Benefits	20,190.58	18,843.00	14,922.00	16,665.00	16,998.00	1,743.00	0.12
1-5-04210-5115	EHT	35,602.05	33,061.00	33,561.00	36,953.00	37,692.00	3,392.00	0.10
1-5-04210-5116	Source Deductions	75,016.23	55,700.00	77,993.00	87,804.00	89,560.00	9,811.00	0.13
1-5-04210-5117	Other Benefits	6,255.15	4,500.00	4,500.00	4,500.00	4,590.00	0.00	0.00
1-5-04210-5118	WSIB	55,226.44	44,850.00	53,940.00	54,426.00	55,515.00	486.00	0.01
1-5-04210-5119	Manulife	111,914.99	100,508.00	121,456.00	121,297.00	123,723.00	-159.00	0.00
1-5-04210-5121	OMERS	163,338.89	185,451.00	180,518.00	192,361.00	196,208.00	11,843.00	0.07
1-5-04210-5123	Employee Programs	759.32	1,500.00	1,500.00	1,500.00	1,530.00	0.00	0.00
1-5-04210-5131	Sick Fund Payout	0.00	12,000.00	12,000.00	12,000.00	12,240.00	0.00	0.00
1-5-04210-5132	Sick Leave expense	41,718.29	0.00	0.00	0.00	0.00	0.00	0.00
1-5-04210-5301	Ads,Publications & Subscriptions	2,019.28	1,500.00	1,500.00	2,000.00	2,040.00	500.00	0.33
1-5-04210-5303	TRAINING	14,004.72	7,500.00	20,000.00	30,000.00	30,600.00	10,000.00	0.50
1-5-04210-5304	CONVENTIONS/KM/TRAVEL	9,636.33	8,000.00	8,000.00	10,000.00	10,200.00	2,000.00	0.25
1-5-04210-5311	INVESTIGATION SUPPLIES	393.50	1,000.00	1,000.00	1,000.00	1,020.00	0.00	0.00
1-5-04210-5316	Equipment supplies	14,548.45	6,000.00	6,000.00	6,000.00	6,120.00	0.00	0.00
1-5-04210-5317	Equipment repair & maintenance	12,717.75	12,000.00	12,000.00	12,000.00	12,240.00	0.00	0.00
1-5-04210-5318	Materials & Supplies	10,092.43	6,000.00	6,000.00	6,000.00	6,120.00	0.00	0.00
1-5-04210-5319	Small equipment purchases	21,493.22	18,000.00	24,000.00	24,000.00	24,480.00	0.00	0.00
1-5-04210-5320	Software services - SaaS	7,860.59	9,000.00	9,000.00	40,000.00	40,800.00	31,000.00	3.44
1-5-04210-5327	Cellular services	5,393.49	5,500.00	5,500.00	5,500.00	5,610.00	0.00	0.00
1-5-04210-5330	Internet	6,599.77	6,300.00	6,300.00	6,300.00	6,426.00	0.00	0.00
1-5-04210-5409	IT Services	105,918.72	115,000.00	125,000.00	129,000.00	131,580.00	4,000.00	0.03
1-5-04210-5502	Lease payments	3,442.43	5,000.00	5,000.00	5,000.00	5,100.00	0.00	0.00
1-5-04210-5503	Bank service charges	1,737.23	0.00	0.00	0.00	0.00	0.00	0.00
1-5-04210-5901	Transfer to Reserves	93,750.00	93,750.00	104,750.00	105,000.00	107,100.00	250.00	0.00
Total Police Services - Operations		2,627,706.83	2,447,152.00	2,676,322.00	2,846,154.00	2,903,077.00	169,832.00	0.06
Police Investigative Services								
1-5-04211-5101	FT Wages	62,308.14	76,110.00	81,143.00	84,389.00	86,077.00	3,246.00	0.04
1-5-04211-5102	PT Wages	110,315.11	115,000.00	137,342.00	140,088.00	142,890.00	2,746.00	0.02
1-5-04211-5103	OT Wages	1,285.29	3,000.00	3,000.00	3,000.00	3,060.00	0.00	0.00
1-5-04211-5106	Special Allowances	0.00	3,500.00	2,820.00	2,820.00	2,876.00	0.00	0.00
1-5-04211-5115	EHT	3,704.24	3,950.00	4,360.00	4,437.00	4,526.00	77.00	0.02
1-5-04211-5116	Source Deductions	13,827.70	12,852.00	15,870.00	16,454.00	16,783.00	584.00	0.04
1-5-04211-5117	Other Benefits	0.00	2,000.00	2,000.00	2,000.00	2,040.00	0.00	0.00
1-5-04211-5118	WSIB	7,121.71	6,712.00	8,394.00	7,395.00	7,543.00	-999.00	-0.12
1-5-04211-5119	Manulife	8,720.88	7,931.00	9,216.00	9,726.00	9,921.00	510.00	0.06
1-5-04211-5121	OMERS	7,551.99	7,748.00	12,149.00	12,377.00	12,625.00	228.00	0.02
1-5-04211-5123	Employee Programs	54.06	400.00	400.00	400.00	408.00	0.00	0.00
1-5-04211-5132	Sick Leave expense	15,606.97	0.00	0.00	0.00	0.00	0.00	0.00
1-5-04211-5318	Materials & Supplies	746.21	1,000.00	1,000.00	1,000.00	1,020.00	0.00	0.00
Total Police Investigative Services		231,242.30	240,203.00	277,694.00	284,086.00	289,769.00	6,392.00	0.02

## Budget 2026 by Services

Date : Feb 11, 2026

Time : 4:26 pm

For Period Ending 31-Dec-2026



	A		B		(B-A)		
	ACTUAL 2024	BUDGET 2024	BUDGET 2025	PROVISIONAL 2026 BUDGET	PROVISIONAL 2027 BUDGET	VARIANCE	%
<b>OPERATING</b>							
<b>DISPATCH/COMMUNICATIONS</b>							
1-5-04212-5101 FT Wages	189,761.17	298,538.00	316,907.00	327,915.00	334,473.00	11,008.00	0.03
1-5-04212-5102 PT Wages	303,276.40	130,000.00	159,000.00	159,000.00	162,180.00	0.00	0.00
1-5-04212-5103 OT Wages	30,724.89	25,000.00	20,000.00	30,000.00	30,600.00	10,000.00	0.50
1-5-04212-5106 Special Allowances	0.00	20,353.00	7,632.00	2,000.00	2,040.00	-5,632.00	-0.74
1-5-04212-5112 Uniforms/Clothing	0.00	29,900.00	0.00	0.00	0.00	0.00	0.00
1-5-04212-5115 EHT	10,148.03	9,922.00	9,543.00	9,889.00	10,087.00	346.00	0.04
1-5-04212-5116 Source Deductions	36,631.81	29,991.00	34,152.00	35,696.00	36,410.00	1,544.00	0.05
1-5-04212-5117 Other Benefits	0.00	2,000.00	2,000.00	2,000.00	2,040.00	0.00	0.00
1-5-04212-5118 WSIB	18,520.89	16,028.00	18,500.00	16,482.00	16,812.00	-2,018.00	-0.11
1-5-04212-5119 Manulife	32,148.84	27,530.00	32,149.00	33,869.00	34,546.00	1,720.00	0.05
1-5-04212-5121 OMERS	26,891.51	38,113.00	36,607.00	38,197.00	38,961.00	1,590.00	0.04
1-5-04212-5123 Employee Programs	161.81	400.00	400.00	400.00	408.00	0.00	0.00
1-5-04212-5131 Sick Fund Payout	0.00	2,000.00	2,000.00	2,000.00	2,040.00	0.00	0.00
1-5-04212-5132 Sick Leave expense	19,746.55	0.00	0.00	0.00	0.00	0.00	0.00
1-5-04212-5303 Training	0.00	50,400.00	16,800.00	24,000.00	24,480.00	7,200.00	0.43
<b>Total DISPATCH/COMMUNICATIONS</b>	<b>668,011.90</b>	<b>680,175.00</b>	<b>655,690.00</b>	<b>681,448.00</b>	<b>695,077.00</b>	<b>25,758.00</b>	<b>0.04</b>
<b>PAID DUTY SERVICES</b>							
1-5-04213-5103 OT Wages	10,965.08	8,700.00	8,700.00	8,700.00	8,874.00	0.00	0.00
1-5-04213-5115 EHT	214.90	175.00	175.00	0.00	0.00	-175.00	-1.00
1-5-04213-5116 Source Deductions	450.80	650.00	650.00	0.00	0.00	-650.00	-1.00
1-5-04213-5118 WSIB	267.07	350.00	350.00	0.00	0.00	-350.00	-1.00
<b>Total PAID DUTY SERVICES</b>	<b>11,897.85</b>	<b>9,875.00</b>	<b>9,875.00</b>	<b>8,700.00</b>	<b>8,874.00</b>	<b>-1,175.00</b>	<b>-0.12</b>
<b>COURT</b>							
1-5-04214-5400 Contracted Services	0.00	3,600.00	3,600.00	3,600.00	3,672.00	0.00	0.00
<b>Total COURT</b>	<b>0.00</b>	<b>3,600.00</b>	<b>3,600.00</b>	<b>3,600.00</b>	<b>3,672.00</b>	<b>0.00</b>	<b>0.00</b>
<b>SPECIAL CONSTABLES</b>							
1-5-04215-5102 PT Wages	62,026.27	40,000.00	80,304.00	74,521.00	76,011.00	-5,783.00	-0.07
1-5-04215-5112 Uniforms/Clothing	2,422.83	1,500.00	1,500.00	1,500.00	1,530.00	0.00	0.00
1-5-04215-5115 EHT	1,209.47	780.00	1,497.00	1,453.00	1,482.00	-44.00	-0.03
1-5-04215-5116 Source Deductions	4,639.79	2,800.00	5,553.00	5,354.00	5,461.00	-199.00	-0.04
1-5-04215-5118 WSIB	2,323.17	1,324.00	2,902.00	2,422.00	2,470.00	-480.00	-0.17
1-5-04215-5121 OMERS	0.00	2,000.00	4,606.00	4,425.00	4,514.00	-181.00	-0.04
<b>Total SPECIAL CONSTABLES</b>	<b>72,621.53</b>	<b>48,404.00</b>	<b>96,362.00</b>	<b>89,675.00</b>	<b>91,468.00</b>	<b>-6,687.00</b>	<b>-0.07</b>
<b>Community Safety Plan - Provincial</b>							
1-5-04217-5303 IC Training	0.00	8,000.00	4,000.00	0.00	0.00	-4,000.00	-1.00
1-5-04217-5305 VS Training	0.00	9,200.00	9,200.00	0.00	0.00	-9,200.00	-1.00
1-5-04217-5400 Contracted Services	1,424.64	1,400.00	1,400.00	0.00	0.00	-1,400.00	-1.00
<b>Total Community Safety Plan - Provincial</b>	<b>1,424.64</b>	<b>18,600.00</b>	<b>14,600.00</b>	<b>0.00</b>	<b>0.00</b>	<b>-14,600.00</b>	<b>-1.00</b>

## Budget 2026 by Services

Date : Feb 11, 2026

Time : 4:26 pm

For Period Ending 31-Dec-2026



	A		B		(B-A)		
	ACTUAL 2024	BUDGET 2024	BUDGET 2025	PROVISIONAL 2026 BUDGET	PROVISIONAL 2027 BUDGET	VARIANCE	%
<b>OPERATING</b>							
<b>Community Safety Policing - Local Stre</b>							
1-5-04218-5317 Equipment repair & maintenance	31,070.00	24,865.00	6,214.00	0.00	0.00	-6,214.00	-1.00
1-5-04218-5319 Small equipment purchases	7,500.00	10,000.00	0.00	0.00	0.00	0.00	0.00
1-5-04218-5400 Contracted Services	1,424.64	1,400.00	1,400.00	18,864.00	19,241.00	17,464.00	12.47
<b>Total Community Safety Policing - Loca</b>	<b>39,994.64</b>	<b>36,265.00</b>	<b>7,614.00</b>	<b>18,864.00</b>	<b>19,241.00</b>	<b>11,250.00</b>	<b>1.48</b>
<b>YIPI PROGRAM</b>							
1-5-04219-5101 FT Wages	0.00	5,000.00	0.00	0.00	0.00	0.00	0.00
1-5-04219-5102 PT Wages	22,819.70	19,200.00	22,028.00	23,464.00	23,933.00	1,436.00	0.07
1-5-04219-5115 EHT	444.96	432.00	432.00	0.00	0.00	-432.00	-1.00
1-5-04219-5116 Source Deductions	530.23	500.00	500.00	0.00	0.00	-500.00	-1.00
1-5-04219-5118 WSIB	861.25	700.00	700.00	0.00	0.00	-700.00	-1.00
1-5-04219-5318 Materials & Supplies	1,005.04	340.00	340.00	340.00	347.00	0.00	0.00
<b>Total YIPI PROGRAM</b>	<b>25,661.18</b>	<b>26,172.00</b>	<b>24,000.00</b>	<b>23,804.00</b>	<b>24,280.00</b>	<b>-196.00</b>	<b>-0.01</b>
<b>Police Services - Administration</b>							
1-5-04220-5101 FT Wages	252,240.96	269,970.00	341,240.00	315,943.00	325,421.00	-25,297.00	-0.07
1-5-04220-5102 PT Wages	870.79	0.00	0.00	0.00	0.00	0.00	0.00
1-5-04220-5103 OT Wages	975.41	2,200.00	2,200.00	2,200.00	2,266.00	0.00	0.00
1-5-04220-5106 Special Allowances	0.00	19,700.00	0.00	0.00	0.00	0.00	0.00
1-5-04220-5112 Uniforms/Clothing	631.88	500.00	500.00	500.00	510.00	0.00	0.00
1-5-04220-5113 Cleaning Allowance	375.71	500.00	500.00	500.00	510.00	0.00	0.00
1-5-04220-5115 EHT	5,794.43	5,302.00	6,738.00	6,385.00	6,577.00	-353.00	-0.05
1-5-04220-5116 Source Deductions	12,734.36	10,062.00	17,097.00	14,447.00	14,880.00	-2,650.00	-0.15
1-5-04220-5118 WSIB	8,489.77	6,752.00	10,505.00	8,033.00	8,274.00	-2,472.00	-0.24
1-5-04220-5119 Manulife	22,800.95	20,030.00	23,364.00	27,208.00	28,024.00	3,844.00	0.16
1-5-04220-5121 OMERS	35,850.98	32,970.00	40,347.00	39,724.00	40,916.00	-623.00	-0.02
1-5-04220-5122 Employee Mental Health & Wellness	2,509.91	17,000.00	10,000.00	2,000.00	2,040.00	-8,000.00	-0.80
1-5-04220-5123 Employee Programs	94.21	200.00	200.00	200.00	204.00	0.00	0.00
1-5-04220-5132 Sick Leave expense	2,055.35	0.00	0.00	0.00	0.00	0.00	0.00
1-5-04220-5301 Ads,Publications & Subscriptions	654.73	1,000.00	1,000.00	1,000.00	1,020.00	0.00	0.00
1-5-04220-5302 Memberships	455.23	2,000.00	2,000.00	2,000.00	2,040.00	0.00	0.00
1-5-04220-5303 Vehicle Allowance	7,912.80	6,600.00	0.00	6,600.00	6,732.00	6,600.00	0.00
1-5-04220-5304 CONVENTIONS/KM/TRAVEL	13,735.76	4,800.00	4,800.00	4,800.00	4,896.00	0.00	0.00
1-5-04220-5305 Conventions / Training	0.00	10,000.00	10,000.00	10,000.00	10,200.00	0.00	0.00
1-5-04220-5306 POSTAGE / COURIER	608.71	400.00	400.00	600.00	612.00	200.00	0.50
1-5-04220-5316 Equipment supplies	4.88	1,000.00	1,000.00	1,000.00	1,020.00	0.00	0.00
1-5-04220-5317 Equipment repair & maintenance	0.00	750.00	750.00	750.00	765.00	0.00	0.00
1-5-04220-5327 Cellular services	1,027.94	1,200.00	1,200.00	1,200.00	1,224.00	0.00	0.00
1-5-04220-5401 Audit Services	4,500.00	4,500.00	4,500.00	4,500.00	4,590.00	0.00	0.00
1-5-04220-5405 Insurance	28,674.77	25,860.00	36,917.00	39,381.00	40,169.00	2,464.00	0.07
1-5-04220-5407 Insurance Deductables	0.00	2,500.00	2,500.00	2,500.00	2,550.00	0.00	0.00
<b>Total Police Services - Administration</b>	<b>402,999.53</b>	<b>445,796.00</b>	<b>517,758.00</b>	<b>491,471.00</b>	<b>505,440.00</b>	<b>-26,287.00</b>	<b>-0.05</b>

**TOWN OF GANANOQUE**

**Budget 2026 by Services**



GL5410

Date : Feb 11, 2026

Page : 17

Time : 4:26 pm


For Period Ending 31-Dec-2026

	A		B		(B-A)		
	ACTUAL 2024	BUDGET 2024	BUDGET 2025	PROVISIONAL 2026 BUDGET	PROVISIONAL 2027 BUDGET	VARIANCE	%
<b>OPERATING</b>							
<b>Cell Monitors</b>							
1-5-04225-5102 PT Wages	0.00	12,480.00	12,480.00	12,480.00	12,730.00	0.00	0.00
1-5-04225-5115 EHT	0.00	250.00	243.00	243.00	248.00	0.00	0.00
1-5-04225-5116 Source Deductions	0.00	750.00	737.00	737.00	752.00	0.00	0.00
1-5-04225-5118 WSIB	0.00	500.00	413.00	413.00	421.00	0.00	0.00
<b>Total Cell Monitors</b>	<b>0.00</b>	<b>13,980.00</b>	<b>13,873.00</b>	<b>13,873.00</b>	<b>14,151.00</b>	<b>0.00</b>	<b>0.00</b>
<b>Police Auxilliary</b>							
1-5-04240-5112 Uniforms/Clothing	0.00	1,000.00	1,000.00	2,000.00	2,040.00	1,000.00	1.00
1-5-04240-5318 Materials & Supplies	0.00	500.00	500.00	500.00	510.00	0.00	0.00
<b>Total Police Auxilliary</b>	<b>0.00</b>	<b>1,500.00</b>	<b>1,500.00</b>	<b>2,500.00</b>	<b>2,550.00</b>	<b>1,000.00</b>	<b>0.67</b>
<b>VICTIM SUPPORT GRANT</b>							
1-5-04245-5318 Materials & Supplies	7,881.05	79,255.00	0.00	0.00	0.00	0.00	0.00
<b>Total VICTIM SUPPORT GRANT</b>	<b>7,881.05</b>	<b>79,255.00</b>	<b>0.00</b>	<b>0.00</b>	<b>0.00</b>	<b>0.00</b>	<b>0.00</b>
<b>Police Fleet</b>							
1-5-04259-5321 Vechicle operating expenses	25,688.43	28,000.00	28,000.00	28,000.00	28,560.00	0.00	0.00
1-5-04259-5322 Vehicle repair & maintenance	17,179.56	18,000.00	18,000.00	18,000.00	18,360.00	0.00	0.00
1-5-04259-5327 Cellular services	3,080.86	8,000.00	8,000.00	8,000.00	8,160.00	0.00	0.00
1-5-04259-5502 Lease payments	6,476.03	13,000.00	13,000.00	13,000.00	13,260.00	0.00	0.00
<b>Total Police Fleet</b>	<b>52,424.88</b>	<b>67,000.00</b>	<b>67,000.00</b>	<b>67,000.00</b>	<b>68,340.00</b>	<b>0.00</b>	<b>0.00</b>
<b>Proceeds of Crime Grant</b>							
1-5-04265-5318 Materials & Supplies	38,925.31	0.00	0.00	0.00	0.00	0.00	0.00
<b>Total Proceeds of Crime Grant</b>	<b>38,925.31</b>	<b>0.00</b>	<b>0.00</b>	<b>0.00</b>	<b>0.00</b>	<b>0.00</b>	<b>0.00</b>
<b>CISO - Intel Grant</b>							
1-5-04272-5318 Materials & Supplies	15,714.46	0.00	0.00	0.00	0.00	0.00	0.00
<b>Total CISO - Intel Grant</b>	<b>15,714.46</b>	<b>0.00</b>	<b>0.00</b>	<b>0.00</b>	<b>0.00</b>	<b>0.00</b>	<b>0.00</b>
<b>Mobile Crisis Response</b>							
1-5-04275-5318 Materials & Supplies	160,537.77	98,770.00	0.00	113,483.00	119,975.00	113,483.00	0.00
<b>Total Mobile Crisis Response</b>	<b>160,537.77</b>	<b>98,770.00</b>	<b>0.00</b>	<b>113,483.00</b>	<b>119,975.00</b>	<b>113,483.00</b>	<b>0.00</b>
<b>Optic - Capital</b>							
1-5-04281-5413 Contracted services - other	28,110.97	26,000.00	28,500.00	0.00	0.00	-28,500.00	-1.00
<b>Total Optic - Capital</b>	<b>28,110.97</b>	<b>26,000.00</b>	<b>28,500.00</b>	<b>0.00</b>	<b>0.00</b>	<b>-28,500.00</b>	<b>-1.00</b>
<b>Auto Theft Prevention</b>							
1-5-04285-5318 Materials & Supplies	114,596.62	55,676.00	121,288.00	4,350.00	4,437.00	-116,938.00	-0.96
<b>Total Auto Theft Prevention</b>	<b>114,596.62</b>	<b>55,676.00</b>	<b>121,288.00</b>	<b>4,350.00</b>	<b>4,437.00</b>	<b>-116,938.00</b>	<b>-0.96</b>

## Budget 2026 by Services

Date : Feb 11, 2026

Time : 4:26 pm



For Period Ending 31-Dec-2026

	A		B		(B-A)		
	ACTUAL 2024	BUDGET 2024	BUDGET 2025	PROVISIONAL 2026 BUDGET	PROVISIONAL 2027 BUDGET	VARIANCE	%
<b>OPERATING</b>							
<b>Police Service Board</b>							
1-5-04290-5101 FT Wages	0.00	1,000.00	1,000.00	1,000.00	1,020.00	0.00	0.00
1-5-04290-5111 Honorariums	11,721.97	5,500.00	15,500.00	15,500.00	15,810.00	0.00	0.00
1-5-04290-5115 EHT	0.00	115.00	350.00	0.00	0.00	-350.00	-1.00
1-5-04290-5302 Memberships	4,504.40	2,100.00	2,500.00	2,500.00	2,550.00	0.00	0.00
1-5-04290-5304 CONVENTIONS/KM/TRAVEL	5,327.69	3,000.00	8,000.00	8,000.00	8,160.00	0.00	0.00
1-5-04290-5318 Materials & Supplies	656.84	1,000.00	1,000.00	1,000.00	1,020.00	0.00	0.00
1-5-04290-5402 Legal Services	2,996.21	3,800.00	8,800.00	8,800.00	8,976.00	0.00	0.00
1-5-04290-5404 Other Professional services	6,860.82	5,000.00	10,000.00	10,000.00	10,200.00	0.00	0.00
<b>Total Police Service Board</b>	<b>32,067.93</b>	<b>21,515.00</b>	<b>47,150.00</b>	<b>46,800.00</b>	<b>47,736.00</b>	<b>-350.00</b>	<b>-0.01</b>
<b>Total Police Services expenditures</b>	<b>4,531,819.39</b>	<b>4,319,938.00</b>	<b>4,562,826.00</b>	<b>4,695,808.00</b>	<b>4,798,087.00</b>	<b>132,982.00</b>	<b>0.03</b>
<b>Building Inspections</b>							
<b>PI&amp;C - CBO</b>							
1-5-04400-5101 FT Wages	139,549.29	118,970.00	136,676.00	158,148.00	162,892.00	21,472.00	0.16
1-5-04400-5102 PT Wages	780.75	12,965.00	72,221.00	83,491.00	85,996.00	11,270.00	0.16
1-5-04400-5103 OT Wages	1,376.17	0.00	0.00	0.00	0.00	0.00	0.00
1-5-04400-5115 EHT	2,770.71	2,590.00	4,092.00	4,735.00	4,877.00	643.00	0.16
1-5-04400-5116 Source Deductions	8,670.01	7,200.00	13,991.00	10,803.00	11,127.00	-3,188.00	-0.23
1-5-04400-5117 Other Benefits	361.00	0.00	0.00	0.00	0.00	0.00	0.00
1-5-04400-5118 WSIB	5,258.60	4,225.00	8,689.00	7,690.00	7,921.00	-999.00	-0.11
1-5-04400-5119 Manulife	14,144.08	12,730.00	14,948.00	15,982.00	16,461.00	1,034.00	0.07
1-5-04400-5121 OMERS	13,521.66	11,610.00	20,682.00	25,065.00	25,817.00	4,383.00	0.21
1-5-04400-5301 Ads,Publications & Subscriptions	147.19	0.00	0.00	500.00	510.00	500.00	0.00
1-5-04400-5302 Memberships	910.33	1,200.00	1,500.00	1,500.00	1,530.00	0.00	0.00
1-5-04400-5303 TRAINING	957.39	2,000.00	2,500.00	3,000.00	3,060.00	500.00	0.20
1-5-04400-5304 CONVENTIONS/KM/TRAVEL	1,221.66	1,500.00	2,000.00	2,500.00	2,550.00	500.00	0.25
1-5-04400-5318 Materials & Supplies	1,664.33	1,000.00	1,000.00	1,000.00	1,020.00	0.00	0.00
1-5-04400-5320 Software services - SaaS	66.54	0.00	0.00	200.00	204.00	200.00	0.00
1-5-04400-5327 Cellular services	1,620.87	750.00	750.00	750.00	765.00	0.00	0.00
1-5-04400-5400 Contracted Services	7,406.60	9,000.00	9,000.00	9,000.00	9,180.00	0.00	0.00
1-5-04400-5402 Legal Services	0.00	6,000.00	6,000.00	6,000.00	6,120.00	0.00	0.00
1-5-04400-5404 Other Professional services	0.00	2,000.00	2,000.00	2,500.00	2,550.00	500.00	0.25
1-5-04400-5405 insurance	9,389.53	7,360.00	11,403.00	9,118.00	9,300.00	-2,285.00	-0.20
1-5-04400-5409 IT Services	0.00	1,000.00	1,000.00	0.00	0.00	-1,000.00	-1.00
1-5-04400-5903 Transfer to Reserve funds	32,462.87	0.00	0.00	0.00	0.00	0.00	0.00
<b>Total PI&amp;C - CBO</b>	<b>242,279.58</b>	<b>202,100.00</b>	<b>308,452.00</b>	<b>341,982.00</b>	<b>351,880.00</b>	<b>33,530.00</b>	<b>0.11</b>
<b>Total Building Inspections</b>	<b>242,279.58</b>	<b>202,100.00</b>	<b>308,452.00</b>	<b>341,982.00</b>	<b>351,880.00</b>	<b>33,530.00</b>	<b>0.11</b>
<b>Animal Control expenditures</b>							
<b>PI&amp;C - Animal Control</b>							
1-5-04430-5306 postage	0.00	500.00	500.00	500.00	510.00	0.00	0.00

## Budget 2026 by Services



For Period Ending 31-Dec-2026

				A	B	(B-A)		
		ACTUAL 2024	BUDGET 2024	BUDGET 2025	PROVISIONAL 2026 BUDGET	PROVISIONAL 2027 BUDGET	VARIANCE	%
OPERATING								
1-5-04430-5318	Materials & Supplies	291.33	500.00	600.00	500.00	510.00	-100.00	-0.17
1-5-04430-5400	Contracted Services	18,040.68	18,100.00	18,600.00	18,500.00	18,870.00	-100.00	-0.01
1-5-04430-5402	Legal Services	228.96	1,500.00	1,500.00	1,500.00	1,530.00	0.00	0.00
1-5-04430-5404	Other Professional services	2,899.20	3,000.00	6,100.00	6,100.00	6,222.00	0.00	0.00
Total PI&C - Animal Control		21,460.17	23,600.00	27,300.00	27,100.00	27,642.00	-200.00	-0.01
Total Animal Control expenditures		21,460.17	23,600.00	27,300.00	27,100.00	27,642.00	-200.00	-0.01
ByLaw Enforcement expenditures								
PI&C - By-law Enforcement								
1-5-04440-5101	FT Wages	24,654.31	24,450.00	25,706.00	30,316.00	31,225.00	4,610.00	0.18
1-5-04440-5115	EHT	484.04	480.00	505.00	596.00	614.00	91.00	0.18
1-5-04440-5116	Source Deductions	1,128.45	860.00	1,160.00	1,209.00	1,245.00	49.00	0.04
1-5-04440-5118	WSIB	851.73	645.00	761.00	791.00	815.00	30.00	0.04
1-5-04440-5119	Manulife	1,363.92	1,310.00	1,451.00	1,785.00	1,839.00	334.00	0.23
1-5-04440-5121	OMERS	2,851.38	2,910.00	2,976.00	3,628.00	3,737.00	652.00	0.22
1-5-04440-5302	Memberships	235.40	200.00	250.00	300.00	306.00	50.00	0.20
1-5-04440-5306	POSTAGE / COURIER	-307.55	0.00	0.00	500.00	510.00	500.00	0.00
1-5-04440-5317	Equipment repair & maintenance	307.55	0.00	0.00	0.00	0.00	0.00	0.00
1-5-04440-5318	Materials & Supplies	0.00	0.00	0.00	500.00	510.00	500.00	0.00
1-5-04440-5400	Contracted Services	36,352.68	37,000.00	37,450.00	37,100.00	37,842.00	-350.00	-0.01
1-5-04440-5404	Other Professional services	0.00	2,000.00	2,000.00	2,000.00	2,040.00	0.00	0.00
Total PI&C - By-law Enforcement		67,921.91	69,855.00	72,259.00	78,725.00	80,683.00	6,466.00	0.09
Total ByLaw Enforcement expenditures		67,921.91	69,855.00	72,259.00	78,725.00	80,683.00	6,466.00	0.09
Crossing Guards expenditiures								
PI&C - School Crossing Guards								
1-5-04450-5102	PT Wages	37,119.24	45,250.00	45,078.00	46,116.00	47,499.00	1,038.00	0.02
1-5-04450-5112	Uniforms/Clothing	0.00	0.00	0.00	500.00	510.00	500.00	0.00
1-5-04450-5115	EHT	723.46	880.00	879.00	899.00	926.00	20.00	0.02
1-5-04450-5116	Source Deductions	2,340.75	2,705.00	2,884.00	2,963.00	3,052.00	79.00	0.03
1-5-04450-5118	WSIB	1,396.26	1,500.00	1,465.00	1,499.00	1,544.00	34.00	0.02
1-5-04450-5121	OMERS	238.93	0.00	0.00	1,038.00	1,069.00	1,038.00	0.00
1-5-04450-5318	Materials & Supplies	0.00	0.00	0.00	100.00	102.00	100.00	0.00
Total PI&C - School Crossing Guards		41,818.64	50,335.00	50,306.00	53,115.00	54,702.00	2,809.00	0.06
Total Crossing Guards expenditiures		41,818.64	50,335.00	50,306.00	53,115.00	54,702.00	2,809.00	0.06
Emergency Prepardness expenses								
Emergency Preparedness								
1-5-04500-5301	Ads,Publications & Subscriptions	0.00	500.00	500.00	500.00	500.00	0.00	0.00
1-5-04500-5303	TRAINING OF STAFF	300.19	1,000.00	1,000.00	1,000.00	1,000.00	0.00	0.00
1-5-04500-5317	Equipment repair & maintenance	335.81	0.00	0.00	0.00	0.00	0.00	0.00

## Budget 2026 by Services

**Date :** Feb 11, 2026

**Time :** 4:26 pm

For Period Ending 31-Dec-2026



		A	B	(B-A)				
		ACTUAL 2024	BUDGET 2024	BUDGET 2025	PROVISIONAL 2026 BUDGET	PROVISIONAL 2027 BUDGET	VARIANCE	%
OPERATING								
1-5-04500-5318	Materials & Supplies	406.10	2,000.00	2,000.00	2,000.00	2,000.00	0.00	0.00
1-5-04500-5400	Contracted Services	864.96	0.00	0.00	0.00	0.00	0.00	0.00
Total Emergency Preparedness		1,907.06	3,500.00	3,500.00	3,500.00	3,500.00	0.00	0.00
Total Emergency Prepardness expenses		1,907.06	3,500.00	3,500.00	3,500.00	3,500.00	0.00	0.00
Conservation Authority								
Conservation Authority								
1-5-04300-5600	Transfers to CRA	52,264.94	52,265.00	55,085.00	59,113.00	61,714.00	4,028.00	0.07
Total Conservation Authority		52,264.94	52,265.00	55,085.00	59,113.00	61,714.00	4,028.00	0.07
Total Conservation Authority		52,264.94	52,265.00	55,085.00	59,113.00	61,714.00	4,028.00	0.07
Community Safety & Wellbeing								
Community Safety & Wellbeing								
1-5-04580-5318	Materials & Supplies	36,767.53	0.00	42,000.00	42,000.00	42,000.00	0.00	0.00
Total Community Safety & Wellbeing		36,767.53	0.00	42,000.00	42,000.00	42,000.00	0.00	0.00
Total Community Safety & Wellbeing		36,767.53	0.00	42,000.00	42,000.00	42,000.00	0.00	0.00
Total Protection to Persons & Property		4,077,867.09	4,538,515.00	4,948,410.00	5,205,917.00	5,480,941.00	257,507.00	0.05
Transportation services								
User fees & services charges								
Roadways								
1-4-06100-4000	MISCELLANEOUS REVENUE	-12,186.78	0.00	0.00	0.00	0.00	0.00	0.00
1-4-06100-4098	PRIVATE WORK RECOVERABLE	-1,196.00	0.00	0.00	0.00	0.00	0.00	0.00
Total Roadways		-13,382.78	0.00	0.00	0.00	0.00	0.00	0.00
Total User fees & services charges		-13,382.78	0.00	0.00	0.00	0.00	0.00	0.00
Transfer from reserves & inter								
Roadways								
1-4-06100-5900	Internal Charges	0.00	0.00	-104,529.00	-119,313.00	-122,892.00	-14,784.00	0.14
Total Roadways		0.00	0.00	-104,529.00	-119,313.00	-122,892.00	-14,784.00	0.14
Winter Control								
1-4-06200-5901	Transfer from Reserves	0.00	-57,000.00	-57,000.00	-57,000.00	-57,000.00	0.00	0.00
Total Winter Control		0.00	-57,000.00	-57,000.00	-57,000.00	-57,000.00	0.00	0.00
Total Transfer from reserves & interna		0.00	-57,000.00	-161,529.00	-176,313.00	-179,892.00	-14,784.00	0.09
Parking Fines & other revenues								



**TOWN OF GANANOQUE**

**Budget 2026 by Services**



GL5410

Date : Feb 11, 2026

Page : 21  
Time : 4:26 pm

For Period Ending 31-Dec-2026

		A	B	(B-A)				
		ACTUAL 2024	BUDGET 2024	BUDGET 2025	PROVISIONAL 2026 BUDGET	PROVISIONAL 2027 BUDGET	VARIANCE	%
OPERATING								
Parking								
1-4-04410-4046	Mobile App	-34,171.49	-22,000.00	-35,000.00	-25,000.00	-25,500.00	10,000.00	-0.29
1-4-04410-4048	Parking Passes	-560.00	-2,280.00	-500.00	0.00	0.00	500.00	-1.00
1-4-04410-4049	Parking Lots	-17,318.55	-11,000.00	-15,000.00	-25,000.00	-25,500.00	-10,000.00	0.67
1-4-04410-4055	Parking Metre Revenue	-81,821.00	-75,000.00	-75,000.00	-75,000.00	-76,500.00	0.00	0.00
1-4-04410-4063	Parking Fines	-33,618.90	-35,000.00	-25,000.00	-20,000.00	-20,400.00	5,000.00	-0.20
Total Parking		-167,489.94	-145,280.00	-150,500.00	-145,000.00	-147,900.00	5,500.00	-0.04
Total Parking Fines & other revenues		-167,489.94	-145,280.00	-150,500.00	-145,000.00	-147,900.00	5,500.00	-0.04
Transportation								
Charles St. PW Office								
1-5-06001-5306	POSTAGE/COURIER	0.00	25.00	25.00	25.00	26.00	0.00	0.00
1-5-06001-5317	Equipment repair & maintenance	2,806.69	0.00	2,400.00	2,800.00	2,856.00	400.00	0.17
1-5-06001-5318	Materials & Supplies	1,760.06	3,200.00	2,400.00	3,200.00	3,264.00	800.00	0.33
1-5-06001-5319	Small equipment purchases	2,642.68	1,000.00	2,500.00	2,500.00	2,550.00	0.00	0.00
1-5-06001-5330	Internet	2,032.37	1,920.00	1,920.00	1,920.00	1,958.00	0.00	0.00
1-5-06001-5331	Hydro	2,651.11	3,000.00	2,896.00	2,764.00	2,819.00	-132.00	-0.05
1-5-06001-5332	Natural Gas	7,886.60	13,230.00	10,710.00	11,591.00	11,823.00	881.00	0.08
1-5-06001-5333	Water / Wastewater	1,348.02	1,330.00	1,330.00	1,330.00	1,357.00	0.00	0.00
1-5-06001-5335	Telephony services	2,406.38	3,300.00	3,300.00	0.00	0.00	-3,300.00	-1.00
1-5-06001-5400	Contracted Services	3,948.34	10,000.00	10,000.00	0.00	0.00	-10,000.00	-1.00
1-5-06001-5502	Lease payments	1,945.73	1,000.00	1,000.00	1,000.00	1,020.00	0.00	0.00
Total Charles St. PW Office		29,427.98	38,005.00	38,481.00	27,130.00	27,673.00	-11,351.00	-0.29
Charles St. PW Garage								
1-5-06002-5101	FT Wages	37,449.12	17,090.00	21,291.00	0.00	0.00	-21,291.00	-1.00
1-5-06002-5103	OT Wages	463.45	2,000.00	2,097.00	0.00	0.00	-2,097.00	-1.00
1-5-06002-5115	EHT	743.56	0.00	0.00	0.00	0.00	0.00	0.00
1-5-06002-5116	Source Deductions	2,790.56	0.00	0.00	0.00	0.00	0.00	0.00
1-5-06002-5118	WSIB	1,435.02	0.00	0.00	0.00	0.00	0.00	0.00
1-5-06002-5121	OMERS	2,613.92	0.00	0.00	0.00	0.00	0.00	0.00
1-5-06002-5318	Materials & Supplies	19,051.49	30,000.00	30,000.00	30,000.00	30,600.00	0.00	0.00
1-5-06002-5324	Building repair & maintenance	8,813.17	14,000.00	14,000.00	18,000.00	18,360.00	4,000.00	0.29
1-5-06002-5331	Hydro	11,094.81	11,290.00	10,722.00	10,898.00	11,116.00	176.00	0.02
1-5-06002-5332	Natural Gas	0.00	3,650.00	3,650.00	0.00	0.00	-3,650.00	-1.00
1-5-06002-5333	Water / Wastewater	18,050.12	16,435.00	16,435.00	16,435.00	16,764.00	0.00	0.00
1-5-06002-5400	Contracted Services	14,663.99	7,500.00	18,000.00	18,000.00	18,360.00	0.00	0.00
1-5-06002-5901	Transfer to Reserves	82,892.00	82,892.00	84,550.00	69,679.00	87,392.00	-14,871.00	-0.18
Total Charles St. PW Garage		200,061.21	184,857.00	200,745.00	163,012.00	182,592.00	-37,733.00	-0.19
Charles St PWorks Building								
1-5-06080-5501	Property rents & taxes	1,068.43	0.00	0.00	0.00	0.00	0.00	0.00

## Budget 2026 by Services

For Period Ending 31-Dec-2026



		A		B		(B-A)		
		ACTUAL 2024	BUDGET 2024	BUDGET 2025	PROVISIONAL 2026 BUDGET	PROVISIONAL 2027 BUDGET	VARIANCE	%
OPERATING								
Total Charles St PWorks Building		1,068.43	0.00	0.00	0.00	0.00	0.00	0.00
Total Transportation		230,557.62	222,862.00	239,226.00	190,142.00	210,265.00	-49,084.00	-0.21
Fleet & Equipment								
PW Fleet & Equipment								
1-5-06003-5101	FT Wages	871.01	0.00	0.00	0.00	0.00	0.00	0.00
1-5-06003-5103	OT Wages	63.24	0.00	0.00	0.00	0.00	0.00	0.00
1-5-06003-5115	EHT	18.35	0.00	0.00	0.00	0.00	0.00	0.00
1-5-06003-5116	Source deductions	-44.63	0.00	0.00	0.00	0.00	0.00	0.00
1-5-06003-5118	WSIB	30.91	0.00	0.00	0.00	0.00	0.00	0.00
1-5-06003-5121	OMERS	87.92	0.00	0.00	0.00	0.00	0.00	0.00
1-5-06003-5317	Equipment repair & maintenance	0.00	0.00	0.00	300.00	306.00	300.00	0.00
1-5-06003-5321	Vechicle operating expenses	0.00	0.00	11,900.00	14,830.00	15,127.00	2,930.00	0.25
1-5-06003-5322	Vehicle repair & maintenance	0.00	0.00	107,900.00	72,180.00	73,624.00	-35,720.00	-0.33
Total PW Fleet & Equipment		1,026.80	0.00	119,800.00	87,310.00	89,057.00	-32,490.00	-0.27
VEHICLE FUEL								
1-5-06045-5317	Equipment repair & maintenance	18,219.60	20,000.00	20,000.00	20,000.00	20,400.00	0.00	0.00
1-5-06045-5318	Materials & Supplies	19,763.84	22,000.00	22,000.00	22,000.00	22,440.00	0.00	0.00
1-5-06045-5321	Vehicle operating expenses	20,022.35	22,000.00	22,000.00	22,000.00	22,440.00	0.00	0.00
Total VEHICLE FUEL		58,005.79	64,000.00	64,000.00	64,000.00	65,280.00	0.00	0.00
Roads Small Equipment								
1-5-06050-5101	FT Wages	182.34	0.00	0.00	0.00	0.00	0.00	0.00
1-5-06050-5115	EHT	3.58	0.00	0.00	0.00	0.00	0.00	0.00
1-5-06050-5116	Source Deductions	14.14	0.00	0.00	0.00	0.00	0.00	0.00
1-5-06050-5118	WSIB	6.94	0.00	0.00	0.00	0.00	0.00	0.00
1-5-06050-5121	OMERS	16.52	0.00	0.00	0.00	0.00	0.00	0.00
1-5-06050-5317	Equipment repair & maintenance	0.00	0.00	2,000.00	1,000.00	1,020.00	-1,000.00	-0.50
1-5-06050-5321	Vehicle operating expenses	0.00	500.00	500.00	500.00	510.00	0.00	0.00
Total Roads Small Equipment		223.52	500.00	2,500.00	1,500.00	1,530.00	-1,000.00	-0.40
131 2014 JD 310 Backhoe								
1-5-06051-5101	FT Wages	293.63	460.00	0.00	0.00	0.00	0.00	0.00
1-5-06051-5115	EHT	5.76	0.00	0.00	0.00	0.00	0.00	0.00
1-5-06051-5116	Source Deductions	22.56	0.00	0.00	0.00	0.00	0.00	0.00
1-5-06051-5118	WSIB	11.17	0.00	0.00	0.00	0.00	0.00	0.00
1-5-06051-5121	OMERS	26.89	0.00	0.00	0.00	0.00	0.00	0.00
1-5-06051-5322	Vehicle repair & maintenance	10,531.56	18,000.00	0.00	0.00	0.00	0.00	0.00
Total 131 2014 JD 310 Backhoe		10,891.57	18,460.00	0.00	0.00	0.00	0.00	0.00
132 2008 JD 5425 Tractor								
1-5-06052-5101	FT Wages	1,112.06	0.00	0.00	0.00	0.00	0.00	0.00

## Budget 2026 by Services

Date : Feb 11, 2026

Time : 4:26 pm



For Period Ending 31-Dec-2026

		A	B	(B-A)				
		ACTUAL 2024	BUDGET 2024	BUDGET 2025	PROVISIONAL 2026 BUDGET	PROVISIONAL 2027 BUDGET	VARIANCE	%
OPERATING								
1-5-06052-5115	EHT	21.83	0.00	0.00	0.00	0.00	0.00	0.00
1-5-06052-5116	Source Deductions	86.57	0.00	0.00	0.00	0.00	0.00	0.00
1-5-06052-5118	WSIB	42.33	0.00	0.00	0.00	0.00	0.00	0.00
1-5-06052-5121	OMERS	102.71	0.00	0.00	0.00	0.00	0.00	0.00
1-5-06052-5322	Vehicle repair & maintenance	2,017.49	4,500.00	0.00	0.00	0.00	0.00	0.00
Total 132 2008 JD 5425 Tractor		3,382.99	4,500.00	0.00	0.00	0.00	0.00	0.00
135 2018 Bandit Chipper								
1-5-06053-5101	FT Wages	514.17	0.00	0.00	0.00	0.00	0.00	0.00
1-5-06053-5115	EHT	10.09	0.00	0.00	0.00	0.00	0.00	0.00
1-5-06053-5116	Source Deductions	39.86	0.00	0.00	0.00	0.00	0.00	0.00
1-5-06053-5118	WSIB	19.58	0.00	0.00	0.00	0.00	0.00	0.00
1-5-06053-5121	OMERS	41.68	0.00	0.00	0.00	0.00	0.00	0.00
1-5-06053-5322	Vehicle repair & maintenance	376.63	1,200.00	0.00	0.00	0.00	0.00	0.00
Total 135 2018 Bandit Chipper		1,002.01	1,200.00	0.00	0.00	0.00	0.00	0.00
2023 Western Star Plow Truck								
1-5-06054-5101	FT Wages	425.47	0.00	0.00	0.00	0.00	0.00	0.00
1-5-06054-5115	EHT	8.35	0.00	0.00	0.00	0.00	0.00	0.00
1-5-06054-5116	Source Deductions	32.99	0.00	0.00	0.00	0.00	0.00	0.00
1-5-06054-5118	WSIB	16.19	0.00	0.00	0.00	0.00	0.00	0.00
1-5-06054-5121	OMERS	38.56	0.00	0.00	0.00	0.00	0.00	0.00
1-5-06054-5322	Vehicle repair & maintenance	9,995.48	0.00	0.00	0.00	0.00	0.00	0.00
Total 2023 Western Star Plow Truck		10,517.04	0.00	0.00	0.00	0.00	0.00	0.00
136 2014 Thompson Culvert Steamer								
1-5-06056-5321	Vehicle operating expenses	0.00	500.00	0.00	0.00	0.00	0.00	0.00
Total 136 2014 Thompson Culvert Ste		0.00	500.00	0.00	0.00	0.00	0.00	0.00
119 2009 Chev 1500 Pickup Truck								
1-5-06058-5101	FT Wages	0.00	2,060.00	0.00	0.00	0.00	0.00	0.00
1-5-06058-5322	Vehicle repair & maintenance	208.13	3,000.00	0.00	0.00	0.00	0.00	0.00
Total 119 2009 Chev 1500 Pickup Tru		208.13	5,060.00	0.00	0.00	0.00	0.00	0.00
110 2011 GM Sierra Pickup Truck								
1-5-06060-5101	FT Wages	364.68	0.00	0.00	0.00	0.00	0.00	0.00
1-5-06060-5115	EHT	7.16	0.00	0.00	0.00	0.00	0.00	0.00
1-5-06060-5116	Source Deductions	28.32	0.00	0.00	0.00	0.00	0.00	0.00
1-5-06060-5118	WSIB	13.88	0.00	0.00	0.00	0.00	0.00	0.00
1-5-06060-5121	OMERS	33.05	0.00	0.00	0.00	0.00	0.00	0.00
1-5-06060-5321	Vehicle operating expenses	0.00	500.00	0.00	0.00	0.00	0.00	0.00
1-5-06060-5322	Vehicle repair & maintenance	5,287.04	2,500.00	0.00	0.00	0.00	0.00	0.00
Total 110 2011 GM Sierra Pickup Tr		5,734.13	3,000.00	0.00	0.00	0.00	0.00	0.00

**TOWN OF GANANOQUE**

**Budget 2026 by Services**



**GL5410**

**Date :** Feb 11, 2026

**Page :** 24  
**Time :** 4:26 pm

**For Period Ending 31-Dec-2026**

		A		B		(B-A)		
		ACTUAL 2024	BUDGET 2024	BUDGET 2025	PROVISIONAL 2026 BUDGET	PROVISIONAL 2027 BUDGET	VARIANCE	%
<b>OPERATING</b>								
<b>112</b>	<b>1995 Ford L8000 Dump Truck</b>							
1-5-06061-5101	FT Wages	1,661.18	0.00	0.00	0.00	0.00	0.00	0.00
1-5-06061-5103	OT Wages	30.39	0.00	0.00	0.00	0.00	0.00	0.00
1-5-06061-5115	EHT	33.22	0.00	0.00	0.00	0.00	0.00	0.00
1-5-06061-5116	Source Deductions	131.32	0.00	0.00	0.00	0.00	0.00	0.00
1-5-06061-5118	WSIB	64.39	0.00	0.00	0.00	0.00	0.00	0.00
1-5-06061-5121	OMERS	153.59	0.00	0.00	0.00	0.00	0.00	0.00
1-5-06061-5322	Vehicle repair & maintenance	6,228.77	2,000.00	0.00	0.00	0.00	0.00	0.00
<b>Total 112</b>	<b>1995 Ford L8000 Dump Truc</b>	<b>8,302.86</b>	<b>2,000.00</b>	<b>0.00</b>	<b>0.00</b>	<b>0.00</b>	<b>0.00</b>	<b>0.00</b>
<b>118</b>	<b>2012 Freightliner Sweeper Truck</b>							
1-5-06062-5101	FT Wages	410.27	1,400.00	0.00	0.00	0.00	0.00	0.00
1-5-06062-5103	OT Wages	136.76	0.00	0.00	0.00	0.00	0.00	0.00
1-5-06062-5115	EHT	10.75	0.00	0.00	0.00	0.00	0.00	0.00
1-5-06062-5116	Source Deductions	42.44	0.00	0.00	0.00	0.00	0.00	0.00
1-5-06062-5118	WSIB	20.83	0.00	0.00	0.00	0.00	0.00	0.00
1-5-06062-5121	OMERS	49.58	0.00	0.00	0.00	0.00	0.00	0.00
1-5-06062-5321	Vechicle operating expenses	1,662.99	2,000.00	0.00	0.00	0.00	0.00	0.00
1-5-06062-5322	Vehicle repair & maintenance	10,009.75	8,000.00	0.00	0.00	0.00	0.00	0.00
<b>Total 118</b>	<b>2012 Freightliner Sweeper</b>	<b>12,343.37</b>	<b>11,400.00</b>	<b>0.00</b>	<b>0.00</b>	<b>0.00</b>	<b>0.00</b>	<b>0.00</b>
<b>103</b>	<b>2012 Impala Car</b>							
1-5-06063-5101	FT Wages	0.00	755.00	0.00	0.00	0.00	0.00	0.00
1-5-06063-5322	Vehicle repair & maintenance	2,446.71	1,500.00	0.00	0.00	0.00	0.00	0.00
<b>Total 103</b>	<b>2012 Impala Car</b>	<b>2,446.71</b>	<b>2,255.00</b>	<b>0.00</b>	<b>0.00</b>	<b>0.00</b>	<b>0.00</b>	<b>0.00</b>
<b>116</b>	<b>2019 International Dump Truck</b>							
1-5-06064-5101	FT Wages	1,385.58	1,380.00	0.00	0.00	0.00	0.00	0.00
1-5-06064-5115	EHT	27.18	0.00	0.00	0.00	0.00	0.00	0.00
1-5-06064-5116	Source Deductions	108.00	0.00	0.00	0.00	0.00	0.00	0.00
1-5-06064-5118	WSIB	52.71	0.00	0.00	0.00	0.00	0.00	0.00
1-5-06064-5121	OMERS	127.51	0.00	0.00	0.00	0.00	0.00	0.00
1-5-06064-5322	Vehicle repair & maintenance	11,518.61	10,000.00	0.00	0.00	0.00	0.00	0.00
<b>Total 116</b>	<b>2019 International Dump</b>	<b>13,219.59</b>	<b>11,380.00</b>	<b>0.00</b>	<b>0.00</b>	<b>0.00</b>	<b>0.00</b>	<b>0.00</b>
<b>114</b>	<b>2009 Freightliner Boom Truck</b>							
1-5-06065-5101	FT Wages	399.99	0.00	0.00	0.00	0.00	0.00	0.00
1-5-06065-5115	EHT	7.85	0.00	0.00	0.00	0.00	0.00	0.00
1-5-06065-5116	Source Deductions	31.12	0.00	0.00	0.00	0.00	0.00	0.00
1-5-06065-5118	WSIB	15.23	0.00	0.00	0.00	0.00	0.00	0.00
1-5-06065-5121	OMERS	36.53	0.00	0.00	0.00	0.00	0.00	0.00
1-5-06065-5321	Vechicle operating expenses	0.00	1,000.00	0.00	0.00	0.00	0.00	0.00
1-5-06065-5322	Vehicle repair & maintenance	6,256.57	5,000.00	0.00	0.00	0.00	0.00	0.00

## Budget 2026 by Services

For Period Ending 31-Dec-2026



		A	B	(B-A)				
		ACTUAL 2024	BUDGET 2024	BUDGET 2025	PROVISIONAL 2026 BUDGET	PROVISIONAL 2027 BUDGET	VARIANCE	%
OPERATING								
Total 114 2009 Freightliner Boom Tr		6,747.29	6,000.00	0.00	0.00	0.00	0.00	0.00
113 2001 Sterling Dump Truck								
1-5-06066-5101	FT Wages	493.63	0.00	0.00	0.00	0.00	0.00	0.00
1-5-06066-5115	EHT	9.70	0.00	0.00	0.00	0.00	0.00	0.00
1-5-06066-5116	Source Deductions	38.36	0.00	0.00	0.00	0.00	0.00	0.00
1-5-06066-5118	WSIB	18.80	0.00	0.00	0.00	0.00	0.00	0.00
1-5-06066-5121	OMERS	45.16	0.00	0.00	0.00	0.00	0.00	0.00
1-5-06066-5321	Vechicle operating expenses	53.42	700.00	0.00	0.00	0.00	0.00	0.00
1-5-06066-5322	Vehicle repair & maintenance	2,725.05	2,500.00	0.00	0.00	0.00	0.00	0.00
Total 113 2001 Sterling Dump Truck		3,384.12	3,200.00	0.00	0.00	0.00	0.00	0.00
115 2016 International Dump Truck								
1-5-06067-5101	FT Wages	2,094.89	2,925.00	0.00	0.00	0.00	0.00	0.00
1-5-06067-5103	OT Wages	27.93	0.00	0.00	0.00	0.00	0.00	0.00
1-5-06067-5115	EHT	41.67	0.00	0.00	0.00	0.00	0.00	0.00
1-5-06067-5116	Source Deductions	164.68	0.00	0.00	0.00	0.00	0.00	0.00
1-5-06067-5118	WSIB	80.76	0.00	0.00	0.00	0.00	0.00	0.00
1-5-06067-5121	OMERS	164.94	0.00	0.00	0.00	0.00	0.00	0.00
1-5-06067-5321	Vehicle operating expenses	853.26	1,200.00	0.00	0.00	0.00	0.00	0.00
1-5-06067-5322	Vehicle repair & maintenance	23,122.37	2,000.00	0.00	0.00	0.00	0.00	0.00
Total 115 2016 International Dump		26,550.50	6,125.00	0.00	0.00	0.00	0.00	0.00
111 2019 Chev 3500 Pickup Truck								
1-5-06068-5101	FT Wages	729.37	605.00	0.00	0.00	0.00	0.00	0.00
1-5-06068-5103	OT Wages	75.98	0.00	0.00	0.00	0.00	0.00	0.00
1-5-06068-5115	EHT	15.81	0.00	0.00	0.00	0.00	0.00	0.00
1-5-06068-5116	Source Deductions	62.54	0.00	0.00	0.00	0.00	0.00	0.00
1-5-06068-5118	WSIB	30.65	0.00	0.00	0.00	0.00	0.00	0.00
1-5-06068-5121	OMERS	73.00	0.00	0.00	0.00	0.00	0.00	0.00
1-5-06068-5322	Vehicle repair & maintenance	4,028.98	3,000.00	0.00	0.00	0.00	0.00	0.00
Total 111 2019 Chev 3500 Pickup Tr		5,016.33	3,605.00	0.00	0.00	0.00	0.00	0.00
102 2016 Chev 2500 Pickup Truck								
1-5-06070-5101	FT Wages	91.18	0.00	0.00	0.00	0.00	0.00	0.00
1-5-06070-5115	EHT	1.79	0.00	0.00	0.00	0.00	0.00	0.00
1-5-06070-5116	Source Deductions	7.07	0.00	0.00	0.00	0.00	0.00	0.00
1-5-06070-5118	WSIB	3.47	0.00	0.00	0.00	0.00	0.00	0.00
1-5-06070-5121	OMERS	8.26	0.00	0.00	0.00	0.00	0.00	0.00
1-5-06070-5321	Vehicle operating expenses	645.92	1,000.00	0.00	0.00	0.00	0.00	0.00
1-5-06070-5322	Vehicle repair & maintenance	4,828.54	3,200.00	0.00	0.00	0.00	0.00	0.00
Total 102 2016 Chev 2500 Pickup Tr		5,586.23	4,200.00	0.00	0.00	0.00	0.00	0.00
130 2012 JD 544K Loader								

## Budget 2026 by Services

Date : Feb 11, 2026

Time : 4:26 pm

For Period Ending 31-Dec-2026



		A	B	(B-A)				
		ACTUAL 2024	BUDGET 2024	BUDGET 2025	PROVISIONAL 2026 BUDGET	PROVISIONAL 2027 BUDGET	VARIANCE	%
OPERATING								
1-5-06071-5101	FT Wages	362.40	2,310.00	0.00	0.00	0.00	0.00	0.00
1-5-06071-5115	EHT	7.11	0.00	0.00	0.00	0.00	0.00	0.00
1-5-06071-5116	Source Deductions	28.22	0.00	0.00	0.00	0.00	0.00	0.00
1-5-06071-5118	WSIB	13.80	0.00	0.00	0.00	0.00	0.00	0.00
1-5-06071-5121	OMERS	33.60	0.00	0.00	0.00	0.00	0.00	0.00
1-5-06071-5321	Vehicle operating expenses	0.00	1,000.00	0.00	0.00	0.00	0.00	0.00
1-5-06071-5322	Vehicle repair & maintenance	4,988.94	6,400.00	0.00	0.00	0.00	0.00	0.00
Total 130 2012 JD 544K Loader		5,434.07	9,710.00	0.00	0.00	0.00	0.00	0.00
101 2022 Ford F150								
1-5-06072-5322	Vehicle repair & maintenance	861.21	0.00	0.00	0.00	0.00	0.00	0.00
Total 101 2022 Ford F150		861.21	0.00	0.00	0.00	0.00	0.00	0.00
133 2014 Trackless Sidewalk Machin								
1-5-06074-5101	FT Wages	468.37	3,975.00	0.00	0.00	0.00	0.00	0.00
1-5-06074-5115	EHT	9.20	0.00	0.00	0.00	0.00	0.00	0.00
1-5-06074-5116	Source Deductions	36.39	0.00	0.00	0.00	0.00	0.00	0.00
1-5-06074-5118	WSIB	17.83	0.00	0.00	0.00	0.00	0.00	0.00
1-5-06074-5121	OMERS	42.74	0.00	0.00	0.00	0.00	0.00	0.00
1-5-06074-5321	Vehicle operating expenses	0.00	2,500.00	0.00	0.00	0.00	0.00	0.00
1-5-06074-5322	Vehicle repair & maintenance	3,178.76	7,000.00	0.00	0.00	0.00	0.00	0.00
Total 133 2014 Trackless Sidewalk		3,753.29	13,475.00	0.00	0.00	0.00	0.00	0.00
134 2016 Trackless Sidewalk Machin								
1-5-06075-5101	FT Wages	807.80	2,350.00	0.00	0.00	0.00	0.00	0.00
1-5-06075-5103	OT Wages	113.96	0.00	0.00	0.00	0.00	0.00	0.00
1-5-06075-5115	EHT	18.09	0.00	0.00	0.00	0.00	0.00	0.00
1-5-06075-5116	Source Deductions	71.53	0.00	0.00	0.00	0.00	0.00	0.00
1-5-06075-5118	WSIB	35.07	0.00	0.00	0.00	0.00	0.00	0.00
1-5-06075-5121	OMERS	83.68	0.00	0.00	0.00	0.00	0.00	0.00
1-5-06075-5321	Vehicle operating expenses	0.00	1,500.00	0.00	0.00	0.00	0.00	0.00
1-5-06075-5322	Vehicle repair & maintenance	18,340.80	5,500.00	0.00	0.00	0.00	0.00	0.00
Total 134 2016 Trackless Sidewalk		19,470.93	9,350.00	0.00	0.00	0.00	0.00	0.00
Total Fleet & Equipment		204,108.48	179,920.00	186,300.00	152,810.00	155,867.00	-33,490.00	-0.18
Roadways								
Roads - General Administration								
1-5-06100-5101	FT Wages	297,588.34	254,843.00	421,689.00	523,734.00	539,446.00	102,045.00	0.24
1-5-06100-5103	OT Wages	7,462.23	9,000.00	9,919.00	12,819.00	13,204.00	2,900.00	0.29
1-5-06100-5105	Standay Wages	10,480.00	10,400.00	10,400.00	16,380.00	16,871.00	5,980.00	0.58
1-5-06100-5112	Uniforms/Clothing	7,761.63	7,200.00	7,200.00	8,200.00	8,364.00	1,000.00	0.14
1-5-06100-5114	Retiree Benefits	1,689.88	1,490.00	1,490.00	0.00	0.00	-1,490.00	-1.00
1-5-06100-5115	EHT	7,491.57	5,000.00	9,642.00	11,872.00	12,228.00	2,230.00	0.23

## Budget 2026 by Services

**Date :** Feb 11, 2026

**Time :** 4:26 pm

**For Period Ending 31-Dec-2026**

		A		B		(B-A)		
		ACTUAL 2024	BUDGET 2024	BUDGET 2025	PROVISIONAL 2026 BUDGET	PROVISIONAL 2027 BUDGET	VARIANCE	%
OPERATING								
1-5-06100-5116	Source Deductions	22,065.37	12,355.00	33,568.00	37,056.00	38,168.00	3,488.00	0.10
1-5-06100-5117	Other Benefits	1,054.70	0.00	0.00	0.00	0.00	0.00	0.00
1-5-06100-5118	WSIB	12,597.66	7,825.00	15,904.00	19,711.00	20,302.00	3,807.00	0.24
1-5-06100-5119	Manulife	77,044.44	72,500.00	88,087.00	103,314.00	106,413.00	15,227.00	0.17
1-5-06100-5121	OMERS	25,744.10	26,290.00	41,783.00	52,199.00	53,765.00	10,416.00	0.25
1-5-06100-5123	Employee Programs	357.02	500.00	500.00	0.00	0.00	-500.00	-1.00
1-5-06100-5301	Ads,Publications & Subscriptions	19,557.34	25,000.00	25,000.00	25,000.00	25,500.00	0.00	0.00
1-5-06100-5302	Memberships	1,262.39	2,200.00	2,200.00	2,200.00	2,244.00	0.00	0.00
1-5-06100-5303	TRAINING OF STAFF	15,789.36	15,000.00	15,000.00	24,000.00	24,480.00	9,000.00	0.60
1-5-06100-5304	CONVENTIONS/KM/TRAVEL	2,851.22	2,000.00	2,000.00	3,500.00	3,570.00	1,500.00	0.75
1-5-06100-5310	Computer Purchases	0.00	0.00	0.00	4,000.00	4,080.00	4,000.00	0.00
1-5-06100-5318	Materials & Supplies	546.09	2,000.00	2,000.00	2,000.00	2,040.00	0.00	0.00
1-5-06100-5320	Software services - SaaS	9,353.65	4,500.00	8,000.00	8,000.00	8,160.00	0.00	0.00
1-5-06100-5321	Vechicle operating expenses	5,592.72	7,000.00	7,000.00	7,000.00	7,140.00	0.00	0.00
1-5-06100-5327	Cellular services	7,553.43	7,000.00	7,000.00	7,000.00	7,140.00	0.00	0.00
1-5-06100-5330	Internet	2,797.85	2,800.00	2,800.00	2,800.00	2,856.00	0.00	0.00
1-5-06100-5335	Telephony services	478.18	0.00	0.00	500.00	510.00	500.00	0.00
1-5-06100-5400	Contracted Services	1,894.75	0.00	0.00	0.00	0.00	0.00	0.00
1-5-06100-5403	Engineering Services	15,779.73	16,000.00	16,000.00	16,000.00	16,320.00	0.00	0.00
1-5-06100-5405	Insurance	40,735.82	36,670.00	50,623.00	64,355.00	65,642.00	13,732.00	0.27
1-5-06100-5409	IT Services	0.00	3,000.00	3,000.00	3,000.00	3,060.00	0.00	0.00
1-5-06100-5501	Property rents & taxes	0.00	1,080.00	1,080.00	0.00	0.00	-1,080.00	-1.00
1-5-06100-5800	Principal on long term debt	52,352.85	52,122.00	53,788.00	55,498.00	57,268.00	1,710.00	0.03
1-5-06100-5850	Interest on long term debt	36,997.16	38,225.00	36,559.00	34,848.00	33,078.00	-1,711.00	-0.05
Total Roads - General Administration		684,879.48	622,000.00	872,232.00	1,044,986.00	1,071,849.00	172,754.00	0.20
Total Roadways		684,879.48	622,000.00	872,232.00	1,044,986.00	1,071,849.00	172,754.00	0.20
Bridges & culverts								
Bridges & Culverts								
1-5-06110-5101	FT Wages	2,656.95	6,740.00	2,183.00	3,842.00	3,957.00	1,659.00	0.76
1-5-06110-5103	OT Wages	342.29	1,208.00	364.00	485.00	500.00	121.00	0.33
1-5-06110-5115	EHT	56.18	0.00	43.00	79.00	81.00	36.00	0.84
1-5-06110-5116	Source Deductions	223.15	0.00	173.00	272.00	280.00	99.00	0.57
1-5-06110-5118	WSIB	108.89	0.00	78.00	138.00	142.00	60.00	0.77
1-5-06110-5121	OMERS	250.50	0.00	188.00	357.00	368.00	169.00	0.90
1-5-06110-5318	Materials & Supplies	989.37	4,000.00	4,000.00	4,000.00	4,080.00	0.00	0.00
1-5-06110-5400	Contracted Services	700.11	500.00	500.00	6,000.00	6,120.00	5,500.00	11.00
Total Bridges & Culverts		5,327.44	12,448.00	7,529.00	15,173.00	15,528.00	7,644.00	1.02
Sidewalk Repair & Maintenance								
1-5-06114-5400	Contracted Services	27,372.35	0.00	0.00	0.00	0.00	0.00	0.00
Total Sidewalk Repair & Maintenance		27,372.35	0.00	0.00	0.00	0.00	0.00	0.00

## Budget 2026 by Services

**Date :** Feb 11, 2026

**Time :** 4:26 pm

**For Period Ending 31-Dec-2026**

	A	B	(B-A)				
	ACTUAL 2024	BUDGET 2024	BUDGET 2025	PROVISIONAL 2026 BUDGET	PROVISIONAL 2027 BUDGET	VARIANCE	%
OPERATING							
Total Bridges & culverts	32,699.79	12,448.00	7,529.00	15,173.00	15,528.00	7,644.00	1.02
Roadside maintenance							
Roadside Maintenance							
1-5-06120-5101 FT Wages	88,853.08	107,465.00	94,946.00	119,862.00	123,458.00	24,916.00	0.26
1-5-06120-5102 PT Wages	0.00	0.00	244.00	176.00	181.00	-68.00	-0.28
1-5-06120-5103 OT Wages	1,534.70	2,160.00	2,715.00	2,710.00	2,791.00	-5.00	0.00
1-5-06120-5115 EHT	1,766.87	0.00	1,853.00	2,396.00	2,468.00	543.00	0.29
1-5-06120-5116 Source Deductions	6,982.01	0.00	6,947.00	8,150.00	8,395.00	1,203.00	0.17
1-5-06120-5118 WSIB	3,422.68	0.00	3,191.00	4,126.00	4,250.00	935.00	0.29
1-5-06120-5121 OMERS	7,858.20	0.00	7,709.00	11,647.00	11,996.00	3,938.00	0.51
1-5-06120-5318 Materials & Supplies	10,735.14	15,000.00	15,000.00	22,000.00	22,440.00	7,000.00	0.47
1-5-06120-5400 Contracted Services	49,501.76	53,500.00	53,500.00	53,500.00	54,570.00	0.00	0.00
Total Roadside Maintenance	170,654.44	178,125.00	186,105.00	224,567.00	230,549.00	38,462.00	0.21
Brushing, Tree Trimming & Removal							
1-5-06122-5318 Materials & Supplies	65.88	0.00	0.00	0.00	0.00	0.00	0.00
Total Brushing, Tree Trimming & Remova	65.88	0.00	0.00	0.00	0.00	0.00	0.00
Catch Basin,Curb & Gutter							
1-5-06124-5101 FT Wages	0.00	0.00	319.00	0.00	0.00	-319.00	-1.00
1-5-06124-5115 EHT	0.00	0.00	6.00	0.00	0.00	-6.00	-1.00
1-5-06124-5116 Source Deductions	0.00	0.00	25.00	0.00	0.00	-25.00	-1.00
1-5-06124-5118 WSIB	0.00	0.00	12.00	0.00	0.00	-12.00	-1.00
1-5-06124-5121 OMERS	0.00	0.00	28.00	0.00	0.00	-28.00	-1.00
Total Catch Basin,Curb & Gutter	0.00	0.00	390.00	0.00	0.00	-390.00	-1.00
Locates							
1-5-06128-5101 FT Wages	1,291.58	23,085.00	17,421.00	35,963.00	74,084.00	18,542.00	1.06
1-5-06128-5102 PT Wages	0.00	0.00	230.00	0.00	0.00	-230.00	-1.00
1-5-06128-5103 OT Wages	75.98	0.00	108.00	0.00	0.00	-108.00	-1.00
1-5-06128-5115 EHT	26.86	0.00	341.00	701.00	1,453.00	360.00	1.06
1-5-06128-5116 Source Deductions	106.06	0.00	1,309.00	2,677.00	5,692.00	1,368.00	1.05
1-5-06128-5118 WSIB	50.76	0.00	543.00	1,169.00	2,423.00	626.00	1.15
1-5-06128-5121 OMERS	123.97	0.00	1,485.00	3,237.00	6,709.00	1,752.00	1.18
1-5-06128-5318 Materials & Supplies	0.00	2,000.00	2,000.00	1,000.00	1,020.00	-1,000.00	-0.50
1-5-06128-5400 Contracted Services	64,224.72	30,000.00	20,000.00	50,000.00	51,000.00	30,000.00	1.50
Total Locates	65,899.93	55,085.00	43,437.00	94,747.00	142,381.00	51,310.00	1.18
Total Roadside maintenance	236,620.25	233,210.00	229,932.00	319,314.00	372,930.00	89,382.00	0.39
Hardtop							
Hard Top Maintenance							



**TOWN OF GANANOQUE**

**Budget 2026 by Services**



**For Period Ending 31-Dec-2026**

		A	B	(B-A)				
		ACTUAL 2024	BUDGET 2024	BUDGET 2025	PROVISIONAL 2026 BUDGET	PROVISIONAL 2027 BUDGET	VARIANCE	%
OPERATING								
1-5-06130-5101	FT Wages	48,998.57	47,260.00	48,311.00	58,089.00	59,832.00	9,778.00	0.20
1-5-06130-5102	PT Wages	0.00	0.00	247.00	0.00	0.00	-247.00	-1.00
1-5-06130-5103	OT Wages	499.71	0.00	1,279.00	1,068.00	1,100.00	-211.00	-0.16
1-5-06130-5115	EHT	964.96	0.00	946.00	1,150.00	1,185.00	204.00	0.22
1-5-06130-5116	Source Deductions	3,821.90	0.00	3,669.00	3,935.00	4,053.00	266.00	0.07
1-5-06130-5118	WSIB	1,866.73	0.00	1,640.00	2,013.00	2,073.00	373.00	0.23
1-5-06130-5121	OMERS	4,305.44	0.00	3,939.00	5,563.00	5,730.00	1,624.00	0.41
1-5-06130-5318	Materials & Supplies	7,395.59	7,500.00	7,500.00	7,500.00	7,650.00	0.00	0.00
1-5-06130-5400	Contracted Services	37,758.16	45,000.00	45,000.00	55,000.00	56,100.00	10,000.00	0.22
Total Hard Top Maintenance		105,611.06	99,760.00	112,531.00	134,318.00	137,723.00	21,787.00	0.19
Asphalt Patching								
1-5-06131-5400	Contracted Services	160,731.56	0.00	0.00	0.00	0.00	0.00	0.00
Total Asphalt Patching		160,731.56	0.00	0.00	0.00	0.00	0.00	0.00
Total Hardtop		266,342.62	99,760.00	112,531.00	134,318.00	137,723.00	21,787.00	0.19
Gravel roads								
Loosetop Maintenance (unpaved)								
1-5-06140-5101	FT Wages	6,877.13	12,105.00	8,117.00	7,802.00	8,036.00	-315.00	-0.04
1-5-06140-5102	PT Wages	607.80	0.00	235.00	453.00	467.00	218.00	0.93
1-5-06140-5103	OT Wages	0.00	0.00	898.00	0.00	0.00	-898.00	-1.00
1-5-06140-5115	EHT	146.98	0.00	172.00	158.00	163.00	-14.00	-0.08
1-5-06140-5116	Source Deductions	580.70	0.00	641.00	526.00	542.00	-115.00	-0.18
1-5-06140-5118	WSIB	283.68	0.00	287.00	274.00	282.00	-13.00	-0.05
1-5-06140-5121	OMERS	680.82	0.00	710.00	783.00	806.00	73.00	0.10
1-5-06140-5318	Materials & Supplies	0.00	1,500.00	1,500.00	4,000.00	4,080.00	2,500.00	1.67
1-5-06140-5400	Contracted Services	8,385.10	13,000.00	13,000.00	13,000.00	13,260.00	0.00	0.00
Total Loosetop Maintenance (unpaved)		17,562.21	26,605.00	25,560.00	26,996.00	27,636.00	1,436.00	0.06
Total Gravel roads		17,562.21	26,605.00	25,560.00	26,996.00	27,636.00	1,436.00	0.06
Traffic operations								
Traffic Operations								
1-5-06150-5101	FT Wages	19,148.01	30,265.00	21,194.00	29,756.00	30,649.00	8,562.00	0.40
1-5-06150-5102	PT Wages	243.12	0.00	152.00	181.00	186.00	29.00	0.19
1-5-06150-5103	OT Wages	449.27	0.00	2,349.00	1,735.00	1,787.00	-614.00	-0.26
1-5-06150-5115	EHT	382.01	0.00	426.00	594.00	612.00	168.00	0.39
1-5-06150-5116	Source Deductions	1,486.76	0.00	1,640.00	2,042.00	2,103.00	402.00	0.25
1-5-06150-5118	WSIB	735.32	0.00	722.00	1,019.00	1,050.00	297.00	0.41
1-5-06150-5121	OMERS	1,092.48	0.00	1,216.00	1,872.00	1,928.00	656.00	0.54
1-5-06150-5318	Materials & Supplies	29,787.87	8,000.00	20,000.00	20,000.00	20,400.00	0.00	0.00
1-5-06150-5400	Contracted Services	77,185.68	70,000.00	70,000.00	70,000.00	71,400.00	0.00	0.00

## Budget 2026 by Services

Date : Feb 11, 2026

Time : 4:26 pm

For Period Ending 31-Dec-2026



	A		B		(B-A)		
	ACTUAL 2024	BUDGET 2024	BUDGET 2025	PROVISIONAL 2026 BUDGET	PROVISIONAL 2027 BUDGET	VARIANCE	%
<b>OPERATING</b>							
<b>Total Traffic Operations</b>	<b>130,510.52</b>	<b>108,265.00</b>	<b>117,699.00</b>	<b>127,199.00</b>	<b>130,115.00</b>	<b>9,500.00</b>	<b>0.08</b>
<b>Total Traffic operations</b>	<b>130,510.52</b>	<b>108,265.00</b>	<b>117,699.00</b>	<b>127,199.00</b>	<b>130,115.00</b>	<b>9,500.00</b>	<b>0.08</b>
<b>Winter Control</b>							
<b>Winter Control</b>							
1-5-06200-5101 FT Wages	45,357.92	149,705.00	62,411.00	64,564.00	66,501.00	2,153.00	0.03
1-5-06200-5102 PT Wages	1,836.38	0.00	869.00	7,168.00	7,383.00	6,299.00	7.25
1-5-06200-5103 OT Wages	29,012.10	52,200.00	46,113.00	48,022.00	49,463.00	1,909.00	0.04
1-5-06200-5104 FT WINTER CONTROL - REST PERIOD	968.43	0.00	0.00	0.00	0.00	0.00	0.00
1-5-06200-5115 EHT	1,105.84	0.00	1,418.00	1,678.00	1,728.00	260.00	0.18
1-5-06200-5116 Source Deductions	4,124.41	0.00	5,354.00	5,772.00	5,945.00	418.00	0.08
1-5-06200-5118 WSIB	2,130.20	0.00	2,337.00	2,511.00	2,586.00	174.00	0.07
1-5-06200-5121 OMERS	3,487.52	0.00	4,468.00	5,378.00	5,539.00	910.00	0.20
1-5-06200-5318 Materials & Supplies	82,025.23	90,000.00	90,000.00	90,000.00	91,800.00	0.00	0.00
1-5-06200-5400 Contracted Services	381.60	15,000.00	15,000.00	15,000.00	15,300.00	0.00	0.00
<b>Total Winter Control</b>	<b>170,429.63</b>	<b>306,905.00</b>	<b>227,970.00</b>	<b>240,093.00</b>	<b>246,245.00</b>	<b>12,123.00</b>	<b>0.05</b>
<b>Total Winter Control</b>	<b>170,429.63</b>	<b>306,905.00</b>	<b>227,970.00</b>	<b>240,093.00</b>	<b>246,245.00</b>	<b>12,123.00</b>	<b>0.05</b>
<b>Parking</b>							
<b>Parking</b>							
1-5-04410-5317 Equipment repair & maintenance	459.84	2,500.00	2,500.00	4,000.00	4,080.00	1,500.00	0.60
1-5-04410-5318 Materials & Supplies	4,011.38	3,500.00	4,000.00	4,000.00	4,080.00	0.00	0.00
1-5-04410-5320 Software services - SaaS	748.12	1,500.00	1,500.00	1,500.00	1,530.00	0.00	0.00
1-5-04410-5400 Contracted Services	45,341.57	52,000.00	52,100.00	52,100.00	53,142.00	0.00	0.00
1-5-04410-5404 Other Professional Services	6,605.55	7,000.00	7,000.00	20,000.00	20,400.00	13,000.00	1.86
1-5-04410-5503 Bank service charges	2,314.84	2,000.00	2,000.00	2,000.00	2,040.00	0.00	0.00
1-5-04410-5903 Transfer to Reserve funds	108,008.64	0.00	0.00	0.00	0.00	0.00	0.00
<b>Total Parking</b>	<b>167,489.94</b>	<b>68,500.00</b>	<b>69,100.00</b>	<b>83,600.00</b>	<b>85,272.00</b>	<b>14,500.00</b>	<b>0.21</b>
<b>Total Parking</b>	<b>167,489.94</b>	<b>68,500.00</b>	<b>69,100.00</b>	<b>83,600.00</b>	<b>85,272.00</b>	<b>14,500.00</b>	<b>0.21</b>
<b>Steet Lighting</b>							
<b>Street Lighting</b>							
1-5-06500-5318 Materials & Supplies	402.98	1,000.00	1,000.00	1,000.00	1,020.00	0.00	0.00
1-5-06500-5331 Hydro	59,381.47	78,185.00	79,046.00	72,886.00	74,344.00	-6,160.00	-0.08
1-5-06500-5400 Contracted Services	60,503.96	80,000.00	80,000.00	90,000.00	91,800.00	10,000.00	0.13
1-5-06500-5800 Principal on long term debt	65,679.40	65,680.00	67,423.00	69,217.00	35,295.00	1,794.00	0.03
1-5-06500-5850 Interest on long term debt	4,731.57	5,840.00	4,097.00	2,305.00	463.00	-1,792.00	-0.44
<b>Total Street Lighting</b>	<b>190,699.38</b>	<b>230,705.00</b>	<b>231,566.00</b>	<b>235,408.00</b>	<b>202,922.00</b>	<b>3,842.00</b>	<b>0.02</b>
<b>Total Steet Lighting</b>	<b>190,699.38</b>	<b>230,705.00</b>	<b>231,566.00</b>	<b>235,408.00</b>	<b>202,922.00</b>	<b>3,842.00</b>	<b>0.02</b>

## Budget 2026 by Services

Date : Feb 11, 2026

Time : 4:26 pm

For Period Ending 31-Dec-2026



	A		B		(B-A)		
	ACTUAL 2024	BUDGET 2024	BUDGET 2025	PROVISIONAL 2026 BUDGET	PROVISIONAL 2027 BUDGET	VARIANCE	%
<b>OPERATING</b>							
Total Transportation services	2,151,027.20	1,908,900.00	2,007,616.00	2,248,726.00	2,328,560.00	241,110.00	0.12
Environmental services							
Waste collection revenues							
Waste Collection							
1-4-06600-4057 BAG TAGS	-237,850.00	-246,600.00	-246,600.00	-236,500.00	-240,000.00	10,100.00	-0.04
Total Waste Collection	-237,850.00	-246,600.00	-246,600.00	-236,500.00	-240,000.00	10,100.00	-0.04
Special Collection							
1-4-06620-4098 DUMP DAY RECOVERABLE	-1,970.00	-2,000.00	-2,000.00	0.00	0.00	2,000.00	-1.00
Total Special Collection	-1,970.00	-2,000.00	-2,000.00	0.00	0.00	2,000.00	-1.00
Total Waste collection revenues	-239,820.00	-248,600.00	-248,600.00	-236,500.00	-240,000.00	12,100.00	-0.05
Recycling revenues							
Recycling							
1-4-06700-4058 RECYCLE/GARBAGE	-2,557.08	0.00	0.00	0.00	0.00	0.00	0.00
1-4-06700-4089 RECYCLING BLUE BOX GRANTS	-59,008.36	-50,700.00	-14,752.00	0.00	0.00	14,752.00	-1.00
Total Recycling	-61,565.44	-50,700.00	-14,752.00	0.00	0.00	14,752.00	-1.00
Total Recycling revenues	-61,565.44	-50,700.00	-14,752.00	0.00	0.00	14,752.00	-1.00
Wastewater revenues							
<b>SANITARY SEWER</b>							
1-4-08100-4081 Interest income	-392,061.73	-140,525.00	-140,525.00	-140,525.00	-160,525.00	0.00	0.00
1-4-08100-4098 WORK RECOVERABLE REVENUE	-4,341.51	-760.00	-760.00	-760.00	-760.00	0.00	0.00
Total SANITARY SEWER	-396,403.24	-141,285.00	-141,285.00	-141,285.00	-161,285.00	0.00	0.00
User Fees - Sanitary Sewer							
1-4-08140-4034 Student Grant	0.00	-3,245.00	-3,245.00	-3,245.00	-3,245.00	0.00	0.00
1-4-08140-4119 Wastewater Consumption Fees	-921,406.11	-978,310.00	-1,104,998.00	-1,059,608.00	-1,168,393.00	45,390.00	-0.04
1-4-08140-4910 Manual Meter Reads	0.00	-8,750.00	-8,750.00	-8,750.00	-9,750.00	0.00	0.00
1-4-08140-4916 RURAL SEWER FEE	-4,896.32	0.00	0.00	0.00	0.00	0.00	0.00
1-4-08140-4935 CONNECTION FEES	-2,050.00	0.00	0.00	0.00	0.00	0.00	0.00
1-4-08140-4936 Occupancy Charge	0.00	-600.00	-600.00	-600.00	-600.00	0.00	0.00
1-4-08140-4980 Wastewater Penalty	-43,066.17	-17,440.00	-17,440.00	-17,440.00	-17,440.00	0.00	0.00
1-4-08140-4982 Capital Replacement	-1,617,814.09	-1,426,010.00	-1,472,265.00	-2,349,800.00	-2,349,800.00	-877,535.00	0.60
Total User Fees - Sanitary Sewer	-2,589,232.69	-2,434,355.00	-2,607,298.00	-3,439,443.00	-3,549,228.00	-832,145.00	0.32
Total Wastewater revenues	-2,985,635.93	-2,575,640.00	-2,748,583.00	-3,580,728.00	-3,710,513.00	-832,145.00	0.30
Water revenues							
Water Works							

## Budget 2026 by Services



For Period Ending 31-Dec-2026

		A		B		(B-A)		
		ACTUAL 2024	BUDGET 2024	BUDGET 2025	PROVISIONAL 2026 BUDGET	PROVISIONAL 2027 BUDGET	VARIANCE	%
OPERATING								
1-4-08300-4000	MISCELLANEOUS REVENUE	-6,501.60	-4,000.00	-4,000.00	-4,000.00	-4,080.00	0.00	0.00
1-4-08300-4081	Interest income	-176,602.97	-45,005.00	-45,005.00	-48,314.00	-83,129.00	-3,309.00	0.07
1-4-08300-4098	WORK RECOVERABLE REVENUE	-14,362.45	0.00	0.00	0.00	0.00	0.00	0.00
1-4-08300-4102	HYDRANT CHARGES	-40,070.00	-40,070.00	-40,070.00	-40,070.00	-40,871.00	0.00	0.00
1-4-08300-4936	OCCUPANCY CHARGE	-5,100.00	-600.00	-600.00	-600.00	-612.00	0.00	0.00
Total Water Works		-242,637.02	-89,675.00	-89,675.00	-92,984.00	-128,692.00	-3,309.00	0.04
Water Storage Tower								
1-4-08302-4047	Rental income	-4,403.89	-4,275.00	-4,275.00	-4,275.00	-4,361.00	0.00	0.00
Total Water Storage Tower		-4,403.89	-4,275.00	-4,275.00	-4,275.00	-4,361.00	0.00	0.00
Water Service Lateral								
1-4-08303-4098	SPRINKLER FEES	-30,995.60	-32,545.00	-32,545.00	-32,545.00	-33,196.00	0.00	0.00
Total Water Service Lateral		-30,995.60	-32,545.00	-32,545.00	-32,545.00	-33,196.00	0.00	0.00
User Fees - Water								
1-4-08340-4034	Student Grant	0.00	-3,245.00	-3,245.00	-3,245.00	-3,245.00	0.00	0.00
1-4-08340-4134	Water Consumption Fees	-956,974.14	-1,026,355.00	-1,161,880.00	-926,300.00	-926,300.00	235,580.00	-0.20
1-4-08340-4910	Manual Meter Reads	0.00	-8,750.00	-8,750.00	-8,750.00	-8,750.00	0.00	0.00
1-4-08340-4931	RURAL WATER FEES	-7,109.28	0.00	0.00	0.00	0.00	0.00	0.00
1-4-08340-4934	RURAL WATER METERED RATE	-6,891.92	0.00	0.00	0.00	0.00	0.00	0.00
1-4-08340-4935	CONNECTION FEES	-750.00	0.00	0.00	0.00	0.00	0.00	0.00
1-4-08340-4980	Water Penalty	0.00	-17,440.00	-17,440.00	-17,440.00	-17,700.00	0.00	0.00
1-4-08340-4982	Capital Replacement	-2,349,840.44	-2,070,515.00	-2,072,445.00	-1,620,000.00	-1,620,000.00	452,445.00	-0.22
Total User Fees - Water		-3,321,565.78	-3,126,305.00	-3,263,760.00	-2,575,735.00	-2,575,995.00	688,025.00	-0.21
Total Water revenues		-3,599,602.29	-3,252,800.00	-3,390,255.00	-2,705,539.00	-2,742,244.00	684,716.00	-0.20
Waste collection								
Town Receptacle Collection								
1-5-06600-5101	FT Wages	17,776.55	42,825.00	18,775.00	22,058.00	22,720.00	3,283.00	0.17
1-5-06600-5102	PT Wages	11,957.64	0.00	12,587.00	27,932.00	28,770.00	15,345.00	1.22
1-5-06600-5103	OT Wages	2,229.97	3,000.00	4,601.00	5,447.00	5,610.00	846.00	0.18
1-5-06600-5115	EHT	602.99	0.00	652.00	824.00	849.00	172.00	0.26
1-5-06600-5116	Source Deductions	2,304.68	0.00	2,497.00	2,725.00	2,807.00	228.00	0.09
1-5-06600-5118	WSIB	1,161.55	0.00	1,087.00	1,388.00	1,430.00	301.00	0.28
1-5-06600-5121	OMERS	2,005.74	0.00	1,743.00	2,652.00	2,732.00	909.00	0.52
1-5-06600-5318	Materials & Supplies	12,603.10	11,000.00	11,330.00	13,000.00	13,260.00	1,670.00	0.15
1-5-06600-5400	Contracted Services	21,114.85	19,000.00	19,570.00	24,000.00	24,480.00	4,430.00	0.23
Total Town Receptacle Collection		71,757.07	75,825.00	72,842.00	100,026.00	102,658.00	27,184.00	0.37
Curbside Waste Pick Up								
1-5-06610-5400	Contracted Services	225,569.44	220,000.00	220,000.00	220,000.00	224,400.00	0.00	0.00

## Budget 2026 by Services

**Date :** Feb 11, 2026

**Time :** 4:26 pm

**For Period Ending 31-Dec-2026**



			A	B	(B-A)		
	ACTUAL 2024	BUDGET 2024	BUDGET 2025	PROVISIONAL 2026 BUDGET	PROVISIONAL 2027 BUDGET	VARIANCE	%
OPERATING							
Total Curbside Waste Pick Up	225,569.44	220,000.00	220,000.00	220,000.00	224,400.00	0.00	0.00
Spring / Fall Clean Up							
1-5-06620-5101 FT Wages	28,426.26	50,720.00	37,960.00	37,720.00	38,852.00	-240.00	-0.01
1-5-06620-5102 PT Wages	3,375.11	0.00	2,232.00	2,509.00	2,584.00	277.00	0.12
1-5-06620-5103 OT Wages	0.00	0.00	1,454.00	906.00	933.00	-548.00	-0.38
1-5-06620-5115 EHT	623.35	0.00	793.00	782.00	805.00	-11.00	-0.01
1-5-06620-5116 Source Deductions	2,398.08	0.00	2,819.00	2,518.00	2,594.00	-301.00	-0.11
1-5-06620-5118 WSIB	1,205.29	0.00	1,305.00	1,317.00	1,357.00	12.00	0.01
1-5-06620-5121 OMERS	2,038.79	0.00	2,737.00	2,992.00	3,082.00	255.00	0.09
1-5-06620-5400 Contracted Services	9,471.46	9,000.00	9,000.00	9,000.00	9,180.00	0.00	0.00
Total Spring / Fall Clean Up	47,538.34	59,720.00	58,300.00	57,744.00	59,387.00	-556.00	-0.01
Total Waste collection	344,864.85	355,545.00	351,142.00	377,770.00	386,445.00	26,628.00	0.08
Recycling							
Recycling							
1-5-06700-5301 Ads,Publications & Subscriptions	4,443.10	8,000.00	8,000.00	8,000.00	8,160.00	0.00	0.00
1-5-06700-5318 Materials & Supplies	0.00	1,000.00	1,000.00	1,000.00	1,020.00	0.00	0.00
1-5-06700-5400 Contracted Services	101,394.63	95,000.00	68,750.00	15,000.00	15,300.00	-53,750.00	-0.78
Total Recycling	105,837.73	104,000.00	77,750.00	24,000.00	24,480.00	-53,750.00	-0.69
Hazardous Waste							
1-5-06720-5400 Contracted Services	0.00	7,000.00	7,000.00	7,000.00	7,140.00	0.00	0.00
Total Hazardous Waste	0.00	7,000.00	7,000.00	7,000.00	7,140.00	0.00	0.00
Total Recycling	105,837.73	111,000.00	84,750.00	31,000.00	31,620.00	-53,750.00	-0.63
Storm Water							
Storm Water							
1-5-06900-5101 FT Wages	0.00	0.00	45,692.00	128,866.00	132,732.00	83,174.00	1.82
1-5-06900-5115 EHT	0.00	0.00	897.00	2,531.00	2,607.00	1,634.00	1.82
1-5-06900-5116 Source Deductions	0.00	0.00	3,162.00	8,891.00	9,158.00	5,729.00	1.81
1-5-06900-5118 WSIB	0.00	0.00	1,495.00	4,219.00	4,346.00	2,724.00	1.82
1-5-06900-5119 Manulife	0.00	0.00	4,381.00	18,545.00	19,101.00	14,164.00	3.23
1-5-06900-5121 OMERS	0.00	0.00	4,517.00	12,562.00	12,939.00	8,045.00	1.78
1-5-06900-5318 Materials & Supplies	0.00	0.00	0.00	4,000.00	4,080.00	4,000.00	0.00
1-5-06900-5400 Contracted Services	3,562.87	0.00	0.00	10,000.00	10,200.00	10,000.00	0.00
Total Storm Water	3,562.87	0.00	60,144.00	189,614.00	195,163.00	129,470.00	2.15
Total Storm Water	3,562.87	0.00	60,144.00	189,614.00	195,163.00	129,470.00	2.15
Wastewater collection & treatm							
Wastewater Treatment Non Union Wages							

## Budget 2026 by Services

Date : Feb 11, 2026

Time : 4:26 pm

For Period Ending 31-Dec-2026



				A	B	(B-A)		
		ACTUAL 2024	BUDGET 2024	BUDGET 2025	PROVISIONAL 2026 BUDGET	PROVISIONAL 2027 BUDGET	VARIANCE	%
OPERATING								
1-5-08100-5101	FT Wages	92,003.23	96,545.00	95,463.00	103,711.00	106,822.00	8,248.00	0.09
1-5-08100-5103	OT Wages	1,950.66	0.00	0.00	0.00	0.00	0.00	0.00
1-5-08100-5114	Retiree Benefits	1,805.17	0.00	1,974.00	1,918.00	1,976.00	-56.00	-0.03
1-5-08100-5115	EHT	1,836.25	1,895.00	1,874.00	2,037.00	2,098.00	163.00	0.09
1-5-08100-5116	Source Deductions	5,559.80	4,650.00	5,917.00	6,359.00	6,550.00	442.00	0.07
1-5-08100-5117	Other Benefits	13.25	0.00	450.00	0.00	0.00	-450.00	-1.00
1-5-08100-5118	WSIB	3,493.00	2,820.00	3,031.00	3,349.00	3,449.00	318.00	0.10
1-5-08100-5119	Manulife	9,999.57	9,020.00	9,095.00	12,667.00	13,047.00	3,572.00	0.39
1-5-08100-5121	OMERS	8,179.23	10,475.00	9,871.00	10,782.00	11,105.00	911.00	0.09
1-5-08100-5123	Employee Programs	160.04	0.00	0.00	0.00	0.00	0.00	0.00
1-5-08100-5318	Materials & Supplies	677.23	0.00	0.00	0.00	0.00	0.00	0.00
1-5-08100-5402	Legal Services	0.00	0.00	0.00	2,000.00	2,040.00	2,000.00	0.00
1-5-08100-5503	Bank service charges	31.04	0.00	0.00	0.00	0.00	0.00	0.00
1-5-08100-5505	Bad Debt Expense	28,795.32	0.00	0.00	0.00	0.00	0.00	0.00
Total Wastewater Treatment Non Union W		154,503.79	125,405.00	127,675.00	142,823.00	147,087.00	15,148.00	0.12
Sanitary Sewer Pumping Stations								
1-5-08101-5501	Property rents & taxes	514.95	0.00	0.00	1,000.00	1,020.00	1,000.00	0.00
Total Sanitary Sewer Pumping Stations		514.95	0.00	0.00	1,000.00	1,020.00	1,000.00	0.00
Lagoon								
1-5-08102-5326	Treatment Chemicals	62,900.53	0.00	0.00	70,000.00	71,400.00	70,000.00	0.00
1-5-08102-5404	Other Professional services	9,390.23	0.00	0.00	0.00	0.00	0.00	0.00
Total Lagoon		72,290.76	0.00	0.00	70,000.00	71,400.00	70,000.00	0.00
Sewer Service Lateral								
1-5-08104-5318	Materials & Supplies	4,124.85	0.00	0.00	0.00	0.00	0.00	0.00
1-5-08104-5319	Small equipment purchases	0.00	0.00	0.00	500.00	510.00	500.00	0.00
1-5-08104-5400	Contracted Services	0.00	0.00	0.00	20,000.00	20,400.00	20,000.00	0.00
Total Sewer Service Lateral		4,124.85	0.00	0.00	20,500.00	20,910.00	20,500.00	0.00
Wastewater Treatment Union Wages								
1-5-08110-5101	FT Wages	89,048.43	100,090.00	104,916.00	116,377.00	119,868.00	11,461.00	0.11
1-5-08110-5102	PT Wages	1,432.00	1,625.00	1,610.00	2,411.00	2,483.00	801.00	0.50
1-5-08110-5103	OT Wages	14,730.00	12,575.00	15,000.00	15,297.00	15,756.00	297.00	0.02
1-5-08110-5105	Standay Wages	9,135.39	9,070.00	9,067.00	9,068.00	9,340.00	1.00	0.00
1-5-08110-5115	EHT	2,205.75	2,455.00	2,560.00	2,830.00	2,915.00	270.00	0.11
1-5-08110-5116	Source Deductions	7,053.30	6,695.00	8,578.00	9,165.00	9,440.00	587.00	0.07
1-5-08110-5117	Other Benefits	197.48	450.00	450.00	0.00	0.00	-450.00	-1.00
1-5-08110-5118	WSIB	4,372.14	4,165.00	4,267.00	4,717.00	4,859.00	450.00	0.11
1-5-08110-5119	Manulife	8,630.27	8,715.00	12,572.00	13,363.00	13,764.00	791.00	0.06
1-5-08110-5121	OMERS	9,988.64	10,875.00	10,574.00	12,147.00	12,511.00	1,573.00	0.15
Total Wastewater Treatment Union Wages		146,793.40	156,715.00	169,594.00	185,375.00	190,936.00	15,781.00	0.09

**TOWN OF GANANOQUE**

**Budget 2026 by Services**



**For Period Ending 31-Dec-2026**

				A	B	(B-A)		
		ACTUAL 2024	BUDGET 2024	BUDGET 2025	PROVISIONAL 2026 BUDGET	PROVISIONAL 2027 BUDGET	VARIANCE	%
OPERATING								
HR Management								
1-5-08120-5112	Uniforms/Clothing	3,550.28	3,200.00	3,500.00	4,500.00	4,635.00	1,000.00	0.29
1-5-08120-5302	Memberships	187.38	500.00	500.00	500.00	510.00	0.00	0.00
1-5-08120-5303	Training of Staff	10,199.08	5,600.00	7,500.00	12,000.00	12,240.00	4,500.00	0.60
Total HR Management		13,936.74	9,300.00	11,500.00	17,000.00	17,385.00	5,500.00	0.48
Office Expenses								
1-5-08130-5301	Ads,Publications & Subscriptions	67.93	400.00	400.00	500.00	510.00	100.00	0.25
1-5-08130-5306	Postage / Courier	4,604.82	5,000.00	5,000.00	5,000.00	5,100.00	0.00	0.00
1-5-08130-5310	Computers Purchases	2,665.47	2,000.00	2,000.00	2,000.00	2,040.00	0.00	0.00
1-5-08130-5318	Materials & Supplies	842.58	500.00	500.00	750.00	765.00	250.00	0.50
1-5-08130-5327	Cellular services	1,549.25	1,930.00	1,930.00	1,930.00	1,969.00	0.00	0.00
1-5-08130-5330	Internet	0.00	0.00	2,100.00	2,100.00	2,142.00	0.00	0.00
1-5-08130-5400	Contracted Services	43,380.98	13,500.00	13,500.00	13,500.00	13,770.00	0.00	0.00
1-5-08130-5401	Audit Services	2,000.00	2,000.00	2,000.00	2,000.00	2,040.00	0.00	0.00
1-5-08130-5405	Insurance	46,121.84	47,033.00	51,765.00	43,074.00	43,935.00	-8,691.00	-0.17
1-5-08130-5409	IT Services	807.21	2,285.00	8,285.00	8,285.00	8,451.00	0.00	0.00
Total Office Expenses		102,040.08	74,648.00	87,480.00	79,139.00	80,722.00	-8,341.00	-0.10
Facility Maintenance								
1-5-08140-2530	Diesel Fuel	1,521.26	2,000.00	2,000.00	0.00	0.00	-2,000.00	-1.00
1-5-08140-5317	Equipment repair & maintenance	748.51	500.00	500.00	0.00	0.00	-500.00	-1.00
1-5-08140-5318	Materials & Supplies	678.42	300.00	500.00	0.00	0.00	-500.00	-1.00
1-5-08140-5325	Lab Analysis	7,819.32	10,600.00	10,600.00	0.00	0.00	-10,600.00	-1.00
1-5-08140-5326	Treatment Chemicals	74,655.88	94,100.00	94,100.00	0.00	0.00	-94,100.00	-1.00
1-5-08140-5330	Internet	2,403.97	7,800.00	9,500.00	9,500.00	9,690.00	0.00	0.00
1-5-08140-5331	Hydro	48,609.76	60,630.00	59,211.00	53,794.00	54,870.00	-5,417.00	-0.09
1-5-08140-5332	Nature Gas	0.00	0.00	3,500.00	0.00	0.00	-3,500.00	-1.00
1-5-08140-5333	Water / Wastewater	1,414.57	1,320.00	1,320.00	1,320.00	1,346.00	0.00	0.00
1-5-08140-5400	Contracted Services	2,683.69	5,500.00	15,550.00	5,000.00	5,000.00	-10,550.00	-0.68
1-5-08140-5501	Property rents & taxes	31,317.08	22,000.00	31,241.00	31,241.00	31,866.00	0.00	0.00
Total Facility Maintenance		171,852.46	204,750.00	228,022.00	100,855.00	102,772.00	-127,167.00	-0.56
Wastewater long term debt								
1-5-08190-5800	Principal on long term debt	29,784.86	29,553.00	30,570.00	69,334.00	102,394.00	38,764.00	1.27
1-5-08190-5850	Interest on long term debt	15,850.85	16,702.00	15,685.00	113,516.00	172,508.00	97,831.00	6.24
Total Wastewater long term debt		45,635.71	46,255.00	46,255.00	182,850.00	274,902.00	136,595.00	2.95
Wastewater transfers to reserve fund								
1-5-08195-5903	Transfer to Reserve funds	1,868,703.88	1,566,010.00	1,597,330.00	2,160,250.00	2,176,983.00	562,920.00	0.35
Total Wastewater transfers to reserve		1,868,703.88	1,566,010.00	1,597,330.00	2,160,250.00	2,176,983.00	562,920.00	0.35
Wastewater Collection Non Union Wages								
1-5-08200-5101	FT Wages	89,936.87	96,545.00	95,463.00	103,711.00	106,822.00	8,248.00	0.09

## Budget 2026 by Services

Date : Feb 11, 2026

Time : 4:26 pm

For Period Ending 31-Dec-2026



				A	B	(B-A)		
		ACTUAL 2024	BUDGET 2024	BUDGET 2025	PROVISIONAL 2026 BUDGET	PROVISIONAL 2027 BUDGET	VARIANCE	%
OPERATING								
1-5-08200-5103	OT Wages	1,950.66	0.00	0.00	0.00	0.00	0.00	0.00
1-5-08200-5114	Retiree Benefits	1,805.17	0.00	1,974.00	1,918.00	1,976.00	-56.00	-0.03
1-5-08200-5115	EHT	1,806.01	1,895.00	1,874.00	2,037.00	2,098.00	163.00	0.09
1-5-08200-5116	Source Deductions	5,873.77	4,650.00	5,917.00	6,359.00	6,550.00	442.00	0.07
1-5-08200-5117	Other Benefits	13.25	0.00	450.00	450.00	464.00	0.00	0.00
1-5-08200-5118	WSIB	3,434.53	2,820.00	3,031.00	3,349.00	3,449.00	318.00	0.10
1-5-08200-5119	Manulife	9,963.25	9,020.00	9,095.00	12,667.00	13,047.00	3,572.00	0.39
1-5-08200-5121	OMERS	8,122.63	10,475.00	9,871.00	10,782.00	11,105.00	911.00	0.09
Total Wastewater Collection Non Union		122,906.14	125,405.00	127,675.00	141,273.00	145,511.00	13,598.00	0.11
Wastewater Collection Union Wages								
1-5-08210-5101	FT Wages	90,371.77	100,090.00	104,916.00	116,377.00	119,868.00	11,461.00	0.11
1-5-08210-5102	PT Wages	1,432.00	1,625.00	1,610.00	2,411.00	2,483.00	801.00	0.50
1-5-08210-5103	OT Wages	14,730.00	12,575.00	15,000.00	15,297.00	15,756.00	297.00	0.02
1-5-08210-5105	Standay Wages	9,135.39	9,070.00	9,067.00	9,068.00	9,340.00	1.00	0.00
1-5-08210-5115	EHT	2,205.60	2,455.00	2,560.00	2,830.00	2,915.00	270.00	0.11
1-5-08210-5116	Source Deductions	8,003.92	6,695.00	8,578.00	9,165.00	9,440.00	587.00	0.07
1-5-08210-5117	Other Benefits	623.76	450.00	450.00	450.00	464.00	0.00	0.00
1-5-08210-5118	WSIB	4,372.46	4,165.00	4,267.00	4,717.00	4,859.00	450.00	0.11
1-5-08210-5119	Manulife	8,630.27	8,715.00	12,572.00	13,363.00	13,764.00	791.00	0.06
1-5-08210-5121	OMERS	9,992.00	10,875.00	10,574.00	12,147.00	12,511.00	1,573.00	0.15
Total Wastewater Collection Union Wage		149,497.17	156,715.00	169,594.00	185,825.00	191,400.00	16,231.00	0.10
Distributed Wages								
1-5-08215-5101	FT Wages	7,938.76	3,555.00	12,000.00	0.00	0.00	-12,000.00	-1.00
1-5-08215-5103	OT Wages	229.78	0.00	0.00	0.00	0.00	0.00	0.00
1-5-08215-5115	EHT	155.76	70.00	70.00	0.00	0.00	-70.00	-1.00
1-5-08215-5116	Source Deductions	616.49	275.00	275.00	0.00	0.00	-275.00	-1.00
1-5-08215-5118	WSIB	301.96	110.00	110.00	0.00	0.00	-110.00	-1.00
1-5-08215-5121	OMERS	702.05	330.00	330.00	0.00	0.00	-330.00	-1.00
Total Distributed Wages		9,944.80	4,340.00	12,785.00	0.00	0.00	-12,785.00	-1.00
Facility Maintenance								
1-5-08240-2530	Diesel Fuel	177.43	850.00	850.00	2,200.00	2,244.00	1,350.00	1.59
1-5-08240-5330	Internet	7,323.11	9,800.00	9,800.00	10,000.00	10,200.00	200.00	0.02
1-5-08240-5331	Hydro	4,706.11	5,335.00	4,990.00	5,202.00	5,306.00	212.00	0.04
1-5-08240-5333	Water / Wastewater	0.00	5,500.00	5,500.00	5,500.00	5,610.00	0.00	0.00
Total Facility Maintenance		12,206.65	21,485.00	21,140.00	22,902.00	23,360.00	1,762.00	0.08
Wastewater Service Laterals								
1-5-08245-5318	Materials & Supplies	2,070.71	2,500.00	2,500.00	2,500.00	2,550.00	0.00	0.00
1-5-08245-5319	Small equipment purchases	50.75	500.00	500.00	500.00	510.00	0.00	0.00
1-5-08245-5400	Contracted Services	2,747.52	3,000.00	3,000.00	4,000.00	4,080.00	1,000.00	0.33



## Budget 2026 by Services

For Period Ending 31-Dec-2026



	A		B		(B-A)		
	ACTUAL 2024	BUDGET 2024	BUDGET 2025	PROVISIONAL 2026 BUDGET	PROVISIONAL 2027 BUDGET	VARIANCE	%
<b>OPERATING</b>							
<b>Total Wastewater Service Laterals</b>	<b>4,868.98</b>	<b>6,000.00</b>	<b>6,000.00</b>	<b>7,000.00</b>	<b>7,140.00</b>	<b>1,000.00</b>	<b>0.17</b>
<b>Pumping Stations</b>							
1-5-08250-5317 Equipment repair & maintenance	11,995.68	2,000.00	2,000.00	2,000.00	2,040.00	0.00	0.00
1-5-08250-5318 Materials & Supplies	1,295.97	1,750.00	1,750.00	1,750.00	1,785.00	0.00	0.00
1-5-08250-5400 Contracted Services	27,392.06	11,250.00	11,250.00	11,250.00	11,475.00	0.00	0.00
1-5-08250-5411 Electrical contracted services	1,865.83	2,500.00	2,500.00	2,500.00	2,550.00	0.00	0.00
1-5-08250-5501 Property rents & taxes	711.82	1,190.00	1,190.00	1,190.00	1,214.00	0.00	0.00
<b>Total Pumping Stations</b>	<b>43,261.36</b>	<b>18,690.00</b>	<b>18,690.00</b>	<b>18,690.00</b>	<b>19,064.00</b>	<b>0.00</b>	<b>0.00</b>
<b>Wastewater Collection Mains</b>							
1-5-08260-5318 Materials & Supplies	60.01	0.00	0.00	0.00	0.00	0.00	0.00
1-5-08260-5319 Small equipment purchases	939.99	1,500.00	1,500.00	1,500.00	1,530.00	0.00	0.00
1-5-08260-5400 Contracted Services	20,535.18	17,500.00	92,500.00	25,000.00	25,500.00	-67,500.00	-0.73
<b>Total Wastewater Collection Mains</b>	<b>21,535.18</b>	<b>19,000.00</b>	<b>94,000.00</b>	<b>26,500.00</b>	<b>27,030.00</b>	<b>-67,500.00</b>	<b>-0.72</b>
<b>Total Wastewater collection &amp; treatmen</b>	<b>2,944,616.90</b>	<b>2,534,718.00</b>	<b>2,717,740.00</b>	<b>3,361,982.00</b>	<b>3,497,622.00</b>	<b>644,242.00</b>	<b>0.24</b>
<b>Water distribution &amp; treatment</b>							
<b>Water Treatment Non Union Wages</b>							
1-5-08300-5101 FT Wages	91,486.29	96,545.00	95,463.00	103,711.00	106,822.00	8,248.00	0.09
1-5-08300-5103 OT Wages	1,950.66	0.00	0.00	0.00	0.00	0.00	0.00
1-5-08300-5114 Retiree Benefits	1,805.17	0.00	1,974.00	1,918.00	1,976.00	-56.00	-0.03
1-5-08300-5115 EHT	1,836.35	1,895.00	1,874.00	2,037.00	2,098.00	163.00	0.09
1-5-08300-5116 Source Deductions	5,935.88	4,650.00	5,917.00	6,359.00	6,550.00	442.00	0.07
1-5-08300-5117 Other Benefits	13.25	450.00	450.00	450.00	464.00	0.00	0.00
1-5-08300-5118 WSIB	3,492.99	2,820.00	3,031.00	3,349.00	3,449.00	318.00	0.10
1-5-08300-5119 Manulife	9,999.57	9,020.00	9,095.00	12,667.00	13,047.00	3,572.00	0.39
1-5-08300-5121 OMERS	8,309.64	10,475.00	9,871.00	10,782.00	11,105.00	911.00	0.09
1-5-08300-5123 Employee Programs	160.04	0.00	0.00	0.00	0.00	0.00	0.00
1-5-08300-5318 Materials & Supplies	638.90	0.00	0.00	0.00	0.00	0.00	0.00
1-5-08300-5505 Bad Debt Expense	28,795.34	0.00	0.00	0.00	0.00	0.00	0.00
<b>Total Water Treatment Non Union Wages</b>	<b>154,424.08</b>	<b>125,855.00</b>	<b>127,675.00</b>	<b>141,273.00</b>	<b>145,511.00</b>	<b>13,598.00</b>	<b>0.11</b>
<b>Water Treatment Plant</b>							
1-5-08301-5320 Software services - SaaS	378.43	0.00	0.00	0.00	0.00	0.00	0.00
1-5-08301-5403 Engineering Services	5,005.58	0.00	0.00	0.00	0.00	0.00	0.00
1-5-08301-5404 Other Professional services	3,174.00	0.00	0.00	0.00	0.00	0.00	0.00
1-5-08301-5502 Lease payments	0.00	0.00	0.00	1,000.00	1,020.00	1,000.00	0.00
<b>Total Water Treatment Plant</b>	<b>8,558.01</b>	<b>0.00</b>	<b>0.00</b>	<b>1,000.00</b>	<b>1,020.00</b>	<b>1,000.00</b>	<b>0.00</b>
<b>Water Storage Tower</b>							
1-5-08302-5318 Materials & Supplies	4,508.99	0.00	0.00	0.00	0.00	0.00	0.00
1-5-08302-5400 Contracted Services	1,581.00	0.00	0.00	0.00	0.00	0.00	0.00

**TOWN OF GANANOQUE**

**Budget 2026 by Services**



**For Period Ending 31-Dec-2026**

	A		B		(B-A)		
	ACTUAL 2024	BUDGET 2024	BUDGET 2025	PROVISIONAL 2026 BUDGET	PROVISIONAL 2027 BUDGET	VARIANCE	%
<b>OPERATING</b>							
<b>Total Water Storage Tower</b>	<b>6,089.99</b>	<b>0.00</b>	<b>0.00</b>	<b>0.00</b>	<b>0.00</b>	<b>0.00</b>	<b>0.00</b>
<b>Water Hydrants</b>							
1-5-08305-5101 FT Wages	52.66	0.00	0.00	0.00	0.00	0.00	0.00
<b>Total Water Hydrants</b>	<b>52.66</b>	<b>0.00</b>	<b>0.00</b>	<b>0.00</b>	<b>0.00</b>	<b>0.00</b>	<b>0.00</b>
<b>Water Treatment Union Wages</b>							
1-5-08310-5101 FT Wages	90,371.77	100,090.00	104,916.00	116,377.00	119,868.00	11,461.00	0.11
1-5-08310-5102 PT Wages	1,432.00	1,625.00	1,610.00	2,411.00	2,483.00	801.00	0.50
1-5-08310-5103 OT Wages	14,730.00	12,575.00	15,000.00	15,297.00	15,756.00	297.00	0.02
1-5-08310-5105 Standay Wages	16,545.39	9,070.00	9,067.00	9,068.00	9,340.00	1.00	0.00
1-5-08310-5115 EHT	2,350.65	2,455.00	2,560.00	2,830.00	2,915.00	270.00	0.11
1-5-08310-5116 Source Deductions	8,589.39	6,695.00	8,578.00	9,165.00	9,440.00	587.00	0.07
1-5-08310-5117 Other Benefits	518.44	450.00	450.00	450.00	464.00	0.00	0.00
1-5-08310-5118 WSIB	4,653.68	4,165.00	4,267.00	4,717.00	4,859.00	450.00	0.11
1-5-08310-5119 Manulife	8,630.27	8,715.00	12,572.00	13,363.00	13,764.00	791.00	0.06
1-5-08310-5121 OMERS	10,819.80	10,875.00	10,574.00	12,147.00	12,511.00	1,573.00	0.15
<b>Total Water Treatment Union Wages</b>	<b>158,641.39</b>	<b>156,715.00</b>	<b>169,594.00</b>	<b>185,825.00</b>	<b>191,400.00</b>	<b>16,231.00</b>	<b>0.10</b>
<b>HR Management</b>							
1-5-08320-5112 Uniforms/Clothing	3,587.26	3,200.00	3,500.00	4,500.00	4,635.00	1,000.00	0.29
1-5-08320-5302 Memberships	765.58	1,000.00	10,000.00	10,000.00	10,200.00	0.00	0.00
1-5-08320-5303 Training	11,914.75	9,000.00	600.00	12,000.00	12,240.00	11,400.00	19.00
1-5-08320-5304 Conferences	331.99	600.00	2,500.00	2,500.00	2,550.00	0.00	0.00
<b>Total HR Management</b>	<b>16,599.58</b>	<b>13,800.00</b>	<b>16,600.00</b>	<b>29,000.00</b>	<b>29,625.00</b>	<b>12,400.00</b>	<b>0.75</b>
<b>Office Expenses</b>							
1-5-08330-5301 Ads,Publications & Subscriptions	144.25	180.00	180.00	500.00	510.00	320.00	1.78
1-5-08330-5306 Postage / Courier	4,738.41	5,000.00	5,000.00	5,000.00	5,100.00	0.00	0.00
1-5-08330-5310 Computers Purchases	2,789.73	2,000.00	2,000.00	2,000.00	2,040.00	0.00	0.00
1-5-08330-5318 Materials & Supplies	1,675.29	2,600.00	2,600.00	2,600.00	2,652.00	0.00	0.00
1-5-08330-5327 Cellular services	3,719.63	3,150.00	3,150.00	3,150.00	3,213.00	0.00	0.00
1-5-08330-5330 Internet	1,143.02	1,340.00	1,340.00	1,340.00	1,367.00	0.00	0.00
1-5-08330-5335 Telephony services	7,667.31	400.00	400.00	6,000.00	6,120.00	5,600.00	14.00
1-5-08330-5400 Contracted Services	16,596.24	22,500.00	22,500.00	22,500.00	22,950.00	0.00	0.00
1-5-08330-5401 Audit Services	4,831.68	3,000.00	3,000.00	7,000.00	7,140.00	4,000.00	1.33
1-5-08330-5404 Source Water Protection	4,930.27	1,000.00	5,000.00	5,000.00	5,100.00	0.00	0.00
1-5-08330-5405 Insurance	38,432.81	47,035.00	51,765.00	43,074.00	43,935.00	-8,691.00	-0.17
1-5-08330-5409 IT Services	3,551.29	1,400.00	12,000.00	12,000.00	12,240.00	0.00	0.00
1-5-08330-5502 Lease payments	1,210.40	900.00	900.00	900.00	918.00	0.00	0.00
<b>Total Office Expenses</b>	<b>91,430.33</b>	<b>90,505.00</b>	<b>109,835.00</b>	<b>111,064.00</b>	<b>113,285.00</b>	<b>1,229.00</b>	<b>0.01</b>
<b>Facility Maintenance</b>							
1-5-08340-2530 Diesel Fuel	696.50	3,000.00	3,000.00	3,000.00	3,060.00	0.00	0.00

## Budget 2026 by Services

Date : Feb 11, 2026

Time : 4:26 pm

For Period Ending 31-Dec-2026



				A	B	(B-A)		
		ACTUAL 2024	BUDGET 2024	BUDGET 2025	PROVISIONAL 2026 BUDGET	PROVISIONAL 2027 BUDGET	VARIANCE	%
OPERATING								
1-5-08340-5324	Building repair & maintenance	11,308.25	2,700.00	2,700.00	4,000.00	4,080.00	1,300.00	0.48
1-5-08340-5325	Lab Analysis	28,435.67	35,000.00	35,000.00	35,000.00	35,700.00	0.00	0.00
1-5-08340-5326	Treatment Chemicals	28,692.61	31,010.00	31,630.00	32,000.00	32,640.00	370.00	0.01
1-5-08340-5330	Internet	550.00	7,800.00	9,500.00	9,500.00	9,690.00	0.00	0.00
1-5-08340-5331	Hydro	79,865.74	85,365.00	87,049.00	83,090.00	84,752.00	-3,959.00	-0.05
1-5-08340-5332	Natural Gas	7,077.80	17,500.00	14,356.00	13,354.00	13,621.00	-1,002.00	-0.07
1-5-08340-5400	Contracted Services	109.39	0.00	0.00	0.00	0.00	0.00	0.00
1-5-08340-5411	Electrical contracted services	3,157.10	6,000.00	6,000.00	6,000.00	6,120.00	0.00	0.00
1-5-08340-5501	Property rents & taxes	31,920.12	30,575.00	30,575.00	30,575.00	31,187.00	0.00	0.00
Total Facility Maintenance		191,813.18	218,950.00	219,810.00	216,519.00	220,850.00	-3,291.00	-0.01
Water long term debt								
1-5-08390-5800	Principal on long term debt	44,830.19	44,598.00	46,049.00	47,539.00	49,062.00	1,490.00	0.03
1-5-08390-5850	Interest on long term debt	29,948.41	31,052.00	29,601.00	28,110.00	26,567.00	-1,491.00	-0.05
Total Water long term debt		74,778.60	75,650.00	75,650.00	75,649.00	75,629.00	-1.00	0.00
Water transfers to reserve fund								
1-5-08395-5903	Transfer to Reserve funds	2,472,082.52	2,110,515.00	2,152,725.00	1,619,694.00	1,620,366.00	-533,031.00	-0.25
Total Water transfers to reserve fund		2,472,082.52	2,110,515.00	2,152,725.00	1,619,694.00	1,620,366.00	-533,031.00	-0.25
Water Distribution Non Union Wages								
1-5-08400-5101	FT Wages	89,929.14	96,545.00	95,463.00	103,711.00	106,822.00	8,248.00	0.09
1-5-08400-5103	OT Wages	1,936.86	0.00	0.00	0.00	0.00	0.00	0.00
1-5-08400-5114	Retiree Benefits	1,805.17	0.00	1,974.00	1,918.00	1,976.00	-56.00	-0.03
1-5-08400-5115	EHT	1,805.85	1,895.00	1,874.00	2,037.00	2,098.00	163.00	0.09
1-5-08400-5116	Source Deductions	5,873.18	4,650.00	5,917.00	6,359.00	6,550.00	442.00	0.07
1-5-08400-5117	Other Benefits	13.25	450.00	450.00	450.00	464.00	0.00	0.00
1-5-08400-5118	WSIB	3,434.27	2,820.00	3,031.00	3,349.00	3,449.00	318.00	0.10
1-5-08400-5119	Manulife	9,963.25	9,020.00	9,095.00	12,667.00	13,047.00	3,572.00	0.39
1-5-08400-5121	OMERS	8,122.10	10,475.00	9,871.00	10,782.00	11,105.00	911.00	0.09
Total Water Distribution Non Union Wag		122,883.07	125,855.00	127,675.00	141,273.00	145,511.00	13,598.00	0.11
Water Distribution Union Wages								
1-5-08410-5101	FT Wages	90,370.16	100,090.00	104,916.00	116,377.00	119,868.00	11,461.00	0.11
1-5-08410-5102	PT wages	1,431.99	1,625.00	1,610.00	2,411.00	2,483.00	801.00	0.50
1-5-08410-5103	OT wages	14,933.56	12,575.00	15,000.00	15,297.00	15,756.00	297.00	0.02
1-5-08410-5105	Standby Wages	9,135.39	9,070.00	9,068.00	9,068.00	9,340.00	0.00	0.00
1-5-08410-5115	EHT	2,209.57	2,455.00	2,560.00	2,830.00	2,915.00	270.00	0.11
1-5-08410-5116	Source Deductions	8,020.05	6,695.00	8,578.00	9,165.00	9,440.00	587.00	0.07
1-5-08410-5117	Other Benefits	200.97	450.00	450.00	450.00	464.00	0.00	0.00
1-5-08410-5118	WSIB	4,380.18	4,165.00	4,267.00	4,717.00	4,859.00	450.00	0.11
1-5-08410-5119	Manulife	8,630.27	8,715.00	12,572.00	13,363.00	13,764.00	791.00	0.06
1-5-08410-5121	OMERS	9,991.90	10,875.00	10,574.00	12,147.00	12,511.00	1,573.00	0.15

**TOWN OF GANANOQUE**

**Budget 2026 by Services**



**GL5410**

**Date :** Feb 11, 2026

**Page :** 40


**Time :** 4:26 pm

**For Period Ending 31-Dec-2026**

	A		B		(B-A)		
	ACTUAL 2024	BUDGET 2024	BUDGET 2025	PROVISIONAL 2026 BUDGET	PROVISIONAL 2027 BUDGET	VARIANCE	%
<b>OPERATING</b>							
<b>Total Water Distribution Union Wages</b>	<b>149,304.04</b>	<b>156,715.00</b>	<b>169,595.00</b>	<b>185,825.00</b>	<b>191,400.00</b>	<b>16,230.00</b>	<b>0.10</b>
<b>Distributed wages</b>							
1-5-08415-5101 FT Wages	10,776.56	12,280.00	17,500.00	0.00	0.00	-17,500.00	-1.00
1-5-08415-5103 OT Wages	3,718.52	2,140.00	2,140.00	0.00	0.00	-2,140.00	-1.00
1-5-08415-5115 EHT	248.81	265.00	265.00	0.00	0.00	-265.00	-1.00
1-5-08415-5116 Source Deductions	983.00	1,040.00	1,040.00	0.00	0.00	-1,040.00	-1.00
1-5-08415-5118 WSIB	482.28	345.00	345.00	0.00	0.00	-345.00	-1.00
1-5-08415-5121 OMERS	843.74	900.00	900.00	0.00	0.00	-900.00	-1.00
<b>Total Distributed wages</b>	<b>17,052.91</b>	<b>16,970.00</b>	<b>22,190.00</b>	<b>0.00</b>	<b>0.00</b>	<b>-22,190.00</b>	<b>-1.00</b>
<b>Water Tower</b>							
1-5-08440-5318 Materials & Supplies	84.44	500.00	500.00	500.00	510.00	0.00	0.00
1-5-08440-5330 Internet	8,306.83	7,800.00	9,180.00	9,180.00	9,364.00	0.00	0.00
1-5-08440-5331 Hydro	1,664.82	2,215.00	2,084.00	2,113.00	2,155.00	29.00	0.01
1-5-08440-5400 Contracted Services	863.64	0.00	0.00	0.00	0.00	0.00	0.00
<b>Total Water Tower</b>	<b>10,919.73</b>	<b>10,515.00</b>	<b>11,764.00</b>	<b>11,793.00</b>	<b>12,029.00</b>	<b>29.00</b>	<b>0.00</b>
<b>Water Service Laterals</b>							
1-5-08445-5318 Materials & Supplies	388.46	2,500.00	2,500.00	2,500.00	2,550.00	0.00	0.00
1-5-08445-5400 Contracted Services	8,140.81	1,000.00	1,000.00	1,000.00	1,020.00	0.00	0.00
<b>Total Water Service Laterals</b>	<b>8,529.27</b>	<b>3,500.00</b>	<b>3,500.00</b>	<b>3,500.00</b>	<b>3,570.00</b>	<b>0.00</b>	<b>0.00</b>
<b>Water Metre Maintenance</b>							
1-5-08450-5318 Materials & Supplies	561.21	500.00	500.00	500.00	510.00	0.00	0.00
<b>Total Water Metre Maintenance</b>	<b>561.21</b>	<b>500.00</b>	<b>500.00</b>	<b>500.00</b>	<b>510.00</b>	<b>0.00</b>	<b>0.00</b>
<b>Hydrants</b>							
1-5-08455-5318 Materials & Supplies	6,848.69	13,670.00	13,670.00	13,670.00	13,943.00	0.00	0.00
1-5-08455-5400 Contracted Services	539.32	7,700.00	7,700.00	7,700.00	7,854.00	0.00	0.00
<b>Total Hydrants</b>	<b>7,388.01</b>	<b>21,370.00</b>	<b>21,370.00</b>	<b>21,370.00</b>	<b>21,797.00</b>	<b>0.00</b>	<b>0.00</b>
<b>Watermain Repairs</b>							
1-5-08460-5318 Materials & Supplies	8,389.42	18,400.00	18,400.00	19,000.00	19,380.00	600.00	0.03
1-5-08460-5319 Small equipment purchases	298.94	5,000.00	5,000.00	5,000.00	5,100.00	0.00	0.00
1-5-08460-5400 Contracted Services	19,848.25	12,500.00	18,000.00	35,000.00	35,700.00	17,000.00	0.94
<b>Total Watermain Repairs</b>	<b>28,536.61</b>	<b>35,900.00</b>	<b>41,400.00</b>	<b>59,000.00</b>	<b>60,180.00</b>	<b>17,600.00</b>	<b>0.43</b>
<b>Backflow Prevention</b>							
1-5-08465-5102 PT Wages	5,977.96	0.00	20,000.00	0.00	0.00	-20,000.00	-1.00
1-5-08465-5115 EHT	116.58	0.00	45.00	0.00	0.00	-45.00	-1.00
1-5-08465-5116 Source Deductions	458.99	0.00	176.00	0.00	0.00	-176.00	-1.00
1-5-08465-5118 WSIB	225.96	0.00	87.00	0.00	0.00	-87.00	-1.00

**TOWN OF GANANOQUE**

**Budget 2026 by Services**



GL5410

Date : Feb 11, 2026

Page : 41


Time : 4:26 pm

For Period Ending 31-Dec-2026

	A		B		(B-A)		
	ACTUAL 2024	BUDGET 2024	BUDGET 2025	PROVISIONAL 2026 BUDGET	PROVISIONAL 2027 BUDGET	VARIANCE	%
<b>OPERATING</b>							
<b>Total Backflow Prevention</b>	<b>6,779.49</b>	<b>0.00</b>	<b>20,308.00</b>	<b>0.00</b>	<b>0.00</b>	<b>-20,308.00</b>	<b>-1.00</b>
<b>Total Water distribution &amp; treatment</b>	<b>3,526,424.68</b>	<b>3,163,315.00</b>	<b>3,290,191.00</b>	<b>2,803,285.00</b>	<b>2,832,683.00</b>	<b>-486,906.00</b>	<b>-0.15</b>
<b>Utility Fleet &amp; Equipment</b>							
<b>Machine &amp; Equipment Maintenance</b>							
1-5-08170-5317 Equipment repair & maintenance	3,233.77	3,700.00	3,700.00	3,700.00	3,774.00	0.00	0.00
1-5-08170-5318 Materials & Supplies	224.65	1,500.00	1,500.00	3,000.00	3,060.00	1,500.00	1.00
1-5-08170-5319 Small equipment purchases	135.68	0.00	500.00	500.00	510.00	0.00	0.00
1-5-08170-5400 Contracted Services	19,362.22	18,412.00	18,412.00	19,000.00	18,412.00	588.00	0.03
<b>Total Machine &amp; Equipment Maintenance</b>	<b>22,956.32</b>	<b>23,612.00</b>	<b>24,112.00</b>	<b>26,200.00</b>	<b>25,756.00</b>	<b>2,088.00</b>	<b>0.09</b>
<b>Fleet Maintenance</b>							
1-5-08180-5321 Vechicle operating expenses	7,368.87	10,810.00	0.00	150.00	153.00	150.00	0.00
1-5-08180-5322 Vehicle repair & maintenance	3,219.45	6,500.00	0.00	1,500.00	1,530.00	1,500.00	0.00
<b>Total Fleet Maintenance</b>	<b>10,588.32</b>	<b>17,310.00</b>	<b>0.00</b>	<b>1,650.00</b>	<b>1,683.00</b>	<b>1,650.00</b>	<b>0.00</b>
<b>Utility Fleet &amp; Equipment</b>							
1-5-08299-5321 Vehicle operating expenses	0.00	0.00	18,845.00	8,000.00	8,160.00	-10,845.00	-0.58
1-5-08299-5322 Vehicle repair & maintenance	0.00	0.00	15,450.00	9,000.00	9,180.00	-6,450.00	-0.42
<b>Total Utility Fleet &amp; Equipment</b>	<b>0.00</b>	<b>0.00</b>	<b>34,295.00</b>	<b>17,000.00</b>	<b>17,340.00</b>	<b>-17,295.00</b>	<b>-0.50</b>
<b>Machine &amp; Equipment Maintenance</b>							
1-5-08370-5317 Equipment repair & maintenance	13,532.23	25,000.00	25,000.00	25,000.00	25,500.00	0.00	0.00
1-5-08370-5318 Materials & Supplies	3,522.08	5,000.00	5,000.00	5,000.00	5,100.00	0.00	0.00
1-5-08370-5319 Small equipment purchases	630.69	1,500.00	1,500.00	1,500.00	1,530.00	0.00	0.00
1-5-08370-5400 Contracted Services	52,378.71	40,000.00	40,000.00	42,000.00	42,840.00	2,000.00	0.05
1-5-08370-5404 Other Professional services	0.00	1,000.00	1,000.00	1,000.00	1,020.00	0.00	0.00
<b>Total Machine &amp; Equipment Maintenance</b>	<b>70,063.71</b>	<b>72,500.00</b>	<b>72,500.00</b>	<b>74,500.00</b>	<b>75,990.00</b>	<b>2,000.00</b>	<b>0.03</b>
<b>Fleet Maintenance</b>							
1-5-08380-5321 Vechicle operating expenses	7,368.87	8,035.00	0.00	150.00	153.00	150.00	0.00
1-5-08380-5322 Vehicle repair & maintenance	3,219.42	8,950.00	0.00	1,500.00	1,530.00	1,500.00	0.00
<b>Total Fleet Maintenance</b>	<b>10,588.29</b>	<b>16,985.00</b>	<b>0.00</b>	<b>1,650.00</b>	<b>1,683.00</b>	<b>1,650.00</b>	<b>0.00</b>
<b>Total Utility Fleet &amp; Equipment</b>	<b>114,196.64</b>	<b>130,407.00</b>	<b>130,907.00</b>	<b>121,000.00</b>	<b>122,452.00</b>	<b>-9,907.00</b>	<b>-0.08</b>
<b>Total Environmental services</b>	<b>152,880.01</b>	<b>167,245.00</b>	<b>232,684.00</b>	<b>361,884.00</b>	<b>373,228.00</b>	<b>129,200.00</b>	<b>0.56</b>
<b>Health services</b>							
<b>Health Unit funding</b>							
<b>Health Unit</b>							
1-4-10100-4066 Miscellaneous revenue	-9,633.00	0.00	0.00	0.00	0.00	0.00	0.00

## Budget 2026 by Services

For Period Ending 31-Dec-2026



	A		B		(B-A)		
	ACTUAL 2024	BUDGET 2024	BUDGET 2025	PROVISIONAL 2026 BUDGET	PROVISIONAL 2027 BUDGET	VARIANCE	%
<b>OPERATING</b>							
<b>Total Health Unit</b>	<b>-9,633.00</b>	<b>0.00</b>	<b>0.00</b>	<b>0.00</b>	<b>0.00</b>	<b>0.00</b>	<b>0.00</b>
<b>Total Health Unit funding</b>	<b>-9,633.00</b>	<b>0.00</b>	<b>0.00</b>	<b>0.00</b>	<b>0.00</b>	<b>0.00</b>	<b>0.00</b>
<b>Physician recruitment funding</b>							
<b>Doctor Recruitment</b>							
1-4-16880-4047 Rental income	-54,858.29	-53,845.00	-56,500.00	-56,500.00	-57,630.00	0.00	0.00
1-4-16880-5901 Transfer from Reserves	0.00	0.00	-80,000.00	-42,500.00	-42,500.00	37,500.00	-0.47
<b>Total Doctor Recruitment</b>	<b>-54,858.29</b>	<b>-53,845.00</b>	<b>-136,500.00</b>	<b>-99,000.00</b>	<b>-100,130.00</b>	<b>37,500.00</b>	<b>-0.27</b>
<b>Total Physician recruitment funding</b>	<b>-54,858.29</b>	<b>-53,845.00</b>	<b>-136,500.00</b>	<b>-99,000.00</b>	<b>-100,130.00</b>	<b>37,500.00</b>	<b>-0.27</b>
<b>Joint Services allocation</b>							
<b>POA Revenue</b>							
1-4-12140-5600 POA REVENUE	-51,784.36	-44,300.00	-16,317.00	-15,145.00	-15,363.00	1,172.00	-0.07
<b>Total POA Revenue</b>	<b>-51,784.36</b>	<b>-44,300.00</b>	<b>-16,317.00</b>	<b>-15,145.00</b>	<b>-15,363.00</b>	<b>1,172.00</b>	<b>-0.07</b>
<b>Joint Services Admin</b>							
1-5-12100-5600 Transfers to JSC Admin	14,110.45	12,950.00	12,802.00	12,954.00	13,343.00	152.00	0.01
<b>Total Joint Services Admin</b>	<b>14,110.45</b>	<b>12,950.00</b>	<b>12,802.00</b>	<b>12,954.00</b>	<b>13,343.00</b>	<b>152.00</b>	<b>0.01</b>
<b>Total Joint Services allocation</b>	<b>-37,673.91</b>	<b>-31,350.00</b>	<b>-3,515.00</b>	<b>-2,191.00</b>	<b>-2,020.00</b>	<b>1,324.00</b>	<b>-0.38</b>
<b>Health Unit</b>							
<b>Health Unit</b>							
1-5-10100-5304 Travel / Honorariums	490.41	1,000.00	1,070.00	1,070.00	1,070.00	0.00	0.00
1-5-10100-5600 Transfers to Health Unit	106,913.16	84,720.00	90,650.00	94,341.00	145,257.00	3,691.00	0.04
<b>Total Health Unit</b>	<b>107,403.57</b>	<b>85,720.00</b>	<b>91,720.00</b>	<b>95,411.00</b>	<b>146,327.00</b>	<b>3,691.00</b>	<b>0.04</b>
<b>Total Health Unit</b>	<b>107,403.57</b>	<b>85,720.00</b>	<b>91,720.00</b>	<b>95,411.00</b>	<b>146,327.00</b>	<b>3,691.00</b>	<b>0.04</b>
<b>Ambulance Services</b>							
<b>Paramedic</b>							
1-5-12110-5600 Transfers to Paramedic Service	475,672.30	506,740.00	521,614.00	570,267.00	586,616.00	48,653.00	0.09
<b>Total Paramedic</b>	<b>475,672.30</b>	<b>506,740.00</b>	<b>521,614.00</b>	<b>570,267.00</b>	<b>586,616.00</b>	<b>48,653.00</b>	<b>0.09</b>
<b>Total Ambulance Services</b>	<b>475,672.30</b>	<b>506,740.00</b>	<b>521,614.00</b>	<b>570,267.00</b>	<b>586,616.00</b>	<b>48,653.00</b>	<b>0.09</b>
<b>Physician recruitment</b>							
<b>Doctor Recruitment &amp; Retention</b>							
1-5-16880-4047 BUILDING RENT	56,862.73	52,810.00	57,530.00	59,706.00	60,900.00	2,176.00	0.04
1-5-16880-5117 Other Benefits	40,010.34	35,685.00	45,000.00	47,250.00	48,668.00	2,250.00	0.05
1-5-16880-5301 Ads,Publications & Subscriptions	0.00	0.00	5,000.00	5,000.00	5,100.00	0.00	0.00

## Budget 2026 by Services

**Date :** Feb 11, 2026

**Time :** 4:26 pm

For Period Ending 31-Dec-2026



				A	B	(B-A)		
		ACTUAL 2024	BUDGET 2024	BUDGET 2025	PROVISIONAL 2026 BUDGET	PROVISIONAL 2027 BUDGET	VARIANCE	%
OPERATING								
1-5-16880-5400	Contracted Services	56,616.50	80,000.00	80,000.00	80,000.00	81,600.00	0.00	0.00
1-5-16880-5402	Legal Services	916.09	0.00	0.00	0.00	0.00	0.00	0.00
1-5-16880-5605	REPAIRS & MAINTENANCE	0.00	3,000.00	3,000.00	3,000.00	3,060.00	0.00	0.00
Total Doctor Recruitment & Retention		154,405.66	171,495.00	190,530.00	194,956.00	199,328.00	4,426.00	0.02
Total Physician recruitment		154,405.66	171,495.00	190,530.00	194,956.00	199,328.00	4,426.00	0.02
Total Health services		635,316.33	678,760.00	663,849.00	759,443.00	830,121.00	95,594.00	0.14
Social & family services								
St Lawerance Lodge revenues								
St Lawrence Lodge								
1-4-12200-5614	SLL CAPITAL SUBSIDY MHLTC	-17,728.71	-15,150.00	-15,150.00	0.00	0.00	15,150.00	-1.00
Total St Lawrence Lodge		-17,728.71	-15,150.00	-15,150.00	0.00	0.00	15,150.00	-1.00
Total St Lawerance Lodge revenues		-17,728.71	-15,150.00	-15,150.00	0.00	0.00	15,150.00	-1.00
Child Care								
Children's Services								
1-5-12120-5600	Transfers to Child Care	43,563.42	38,200.00	43,221.00	50,706.00	52,227.00	7,485.00	0.17
Total Children's Services		43,563.42	38,200.00	43,221.00	50,706.00	52,227.00	7,485.00	0.17
Total Child Care		43,563.42	38,200.00	43,221.00	50,706.00	52,227.00	7,485.00	0.17
St Lawerance Lodge								
St Lawrence Lodge								
1-5-12200-5600	Transfers to St. Lawrence Lodge	42,388.00	58,010.00	50,866.00	53,256.00	54,321.00	2,390.00	0.05
1-5-12200-5800	Principal on long term debt	42,655.14	42,655.00	34,134.00	0.00	0.00	-34,134.00	-1.00
1-5-12200-5850	Interest on long term debt	2,126.27	3,190.00	1,211.00	0.00	0.00	-1,211.00	-1.00
Total St Lawrence Lodge		87,169.41	103,855.00	86,211.00	53,256.00	54,321.00	-32,955.00	-0.38
Total St Lawerance Lodge		87,169.41	103,855.00	86,211.00	53,256.00	54,321.00	-32,955.00	-0.38
Social & family services								
Social & Family Services								
1-5-12000-5600	Transfers to Ontario Works	144,220.94	139,470.00	116,304.00	115,360.00	118,820.00	-944.00	-0.01
Total Social & Family Services		144,220.94	139,470.00	116,304.00	115,360.00	118,820.00	-944.00	-0.01
Total Social & family services		144,220.94	139,470.00	116,304.00	115,360.00	118,820.00	-944.00	-0.01
Total Social & family services		257,225.06	266,375.00	230,586.00	219,322.00	225,368.00	-11,264.00	-0.05
Social Housing								

## Budget 2026 by Services



For Period Ending 31-Dec-2026

	A		B		(B-A)		
	ACTUAL 2024	BUDGET 2024	BUDGET 2025	PROVISIONAL 2026 BUDGET	PROVISIONAL 2027 BUDGET	VARIANCE	%
<b>OPERATING</b>							
<b>Social Housing</b>							
<b>Community Housing</b>							
1-5-12130-5600 Transfers to Community Housing	329,576.77	271,040.00	277,315.00	278,216.00	286,562.00	901.00	0.00
<b>Total Community Housing</b>	<b>329,576.77</b>	<b>271,040.00</b>	<b>277,315.00</b>	<b>278,216.00</b>	<b>286,562.00</b>	<b>901.00</b>	<b>0.00</b>
<b>Total Social Housing</b>	<b>329,576.77</b>	<b>271,040.00</b>	<b>277,315.00</b>	<b>278,216.00</b>	<b>286,562.00</b>	<b>901.00</b>	<b>0.00</b>
<b>Total Social Housing</b>	<b>329,576.77</b>	<b>271,040.00</b>	<b>277,315.00</b>	<b>278,216.00</b>	<b>286,562.00</b>	<b>901.00</b>	<b>0.00</b>
<b>Recreation &amp; cultural services</b>							
<b>Donations, Rentals &amp; other inc</b>							
<b>Recreation &amp; Cultural Services</b>							
1-4-16000-4066 Miscellaneous revenue	-8,826.18	0.00	-8,300.00	-3,000.00	-3,060.00	5,300.00	-0.64
1-4-16000-4083 Donations	0.00	-4,300.00	-4,500.00	-2,500.00	-2,550.00	2,000.00	-0.44
1-4-16000-5506 FACILITIES EQUIPMENT RENTALS	0.00	-360.00	-360.00	-300.00	-306.00	60.00	-0.17
1-4-16000-5507 FACILITY USER INSURANCE RECOVER	0.00	-20.00	-20.00	0.00	0.00	20.00	-1.00
<b>Total Recreation &amp; Cultural Services</b>	<b>-8,826.18</b>	<b>-4,680.00</b>	<b>-13,180.00</b>	<b>-5,800.00</b>	<b>-5,916.00</b>	<b>7,380.00</b>	<b>-0.56</b>
<b>Age Friendly Community Plan</b>							
1-4-16050-4089 Grant	0.00	0.00	0.00	-25,000.00	-25,500.00	-25,000.00	0.00
<b>Total Age Friendly Community Plan</b>	<b>0.00</b>	<b>0.00</b>	<b>0.00</b>	<b>-25,000.00</b>	<b>-25,500.00</b>	<b>-25,000.00</b>	<b>0.00</b>
<b>Downtown Beautification</b>							
1-4-16120-4034 Main Street Revitalization Grant	-20,000.00	0.00	0.00	0.00	0.00	0.00	0.00
<b>Total Downtown Beautification</b>	<b>-20,000.00</b>	<b>0.00</b>	<b>0.00</b>	<b>0.00</b>	<b>0.00</b>	<b>0.00</b>	<b>0.00</b>
<b>Total Donations, Rentals &amp; other incom</b>	<b>-28,826.18</b>	<b>-4,680.00</b>	<b>-13,180.00</b>	<b>-30,800.00</b>	<b>-31,416.00</b>	<b>-17,620.00</b>	<b>1.34</b>
<b>Park &amp; playground income</b>							
<b>Parks &amp; Playgrounds</b>							
1-4-16110-4070 SPECIAL EVENTS	-6,145.15	-12,000.00	-5,000.00	-7,000.00	-7,140.00	-2,000.00	0.40
1-4-16110-4083 Donations	-8,615.50	-5,000.00	-7,000.00	-7,000.00	-7,140.00	0.00	0.00
1-4-16110-5503 Credit Card Fee Recovery	-12.04	0.00	0.00	0.00	0.00	0.00	0.00
<b>Total Parks &amp; Playgrounds</b>	<b>-14,772.69</b>	<b>-17,000.00</b>	<b>-12,000.00</b>	<b>-14,000.00</b>	<b>-14,280.00</b>	<b>-2,000.00</b>	<b>0.17</b>
<b>Recreation Programs</b>							
1-4-16200-4000 Recreational Program revenues	-1,387.00	0.00	0.00	-6,000.00	-6,120.00	-6,000.00	0.00
<b>Total Recreation Programs</b>	<b>-1,387.00</b>	<b>0.00</b>	<b>0.00</b>	<b>-6,000.00</b>	<b>-6,120.00</b>	<b>-6,000.00</b>	<b>0.00</b>
<b>Sports Courts</b>							
1-4-16301-4066 Miscellaneous revenue	0.00	0.00	-700.00	0.00	0.00	700.00	-1.00
<b>Total Sports Courts</b>	<b>0.00</b>	<b>0.00</b>	<b>-700.00</b>	<b>0.00</b>	<b>0.00</b>	<b>700.00</b>	<b>-1.00</b>



**TOWN OF GANANOQUE**

**Budget 2026 by Services**



GL5410

Date : Feb 11, 2026

Page : 45

Time : 4:26 pm

For Period Ending 31-Dec-2026


	A		B		(B-A)		
	ACTUAL 2024	BUDGET 2024	BUDGET 2025	PROVISIONAL 2026 BUDGET	PROVISIONAL 2027 BUDGET	VARIANCE	%
<b>OPERATING</b>							
<b>Total Park &amp; playground income</b>	<b>-16,159.69</b>	<b>-17,000.00</b>	<b>-12,700.00</b>	<b>-20,000.00</b>	<b>-20,400.00</b>	<b>-7,300.00</b>	<b>0.57</b>
<b>Baseball &amp; other field income</b>							
<b>Soccer Fields</b>							
1-4-16310-4000 Rentals	-472.57	-500.00	-550.00	-500.00	-510.00	50.00	-0.09
<b>Total Soccer Fields</b>	<b>-472.57</b>	<b>-500.00</b>	<b>-550.00</b>	<b>-500.00</b>	<b>-510.00</b>	<b>50.00</b>	<b>-0.09</b>
<b>Ball Fields</b>							
1-4-16320-4000 BALL DIAMOND RENT	-4,021.00	-500.00	-550.00	-550.00	-561.00	0.00	0.00
1-4-16320-4077 Advertising Revenue	-3,000.00	-3,000.00	-3,300.00	-1,600.00	-1,632.00	1,700.00	-0.52
<b>Total Ball Fields</b>	<b>-7,021.00</b>	<b>-3,500.00</b>	<b>-3,850.00</b>	<b>-2,150.00</b>	<b>-2,193.00</b>	<b>1,700.00</b>	<b>-0.44</b>
<b>Total Baseball &amp; other field income</b>	<b>-7,493.57</b>	<b>-4,000.00</b>	<b>-4,400.00</b>	<b>-2,650.00</b>	<b>-2,703.00</b>	<b>1,750.00</b>	<b>-0.40</b>
<b>Arena Facility income</b>							
<b>Arena Facility</b>							
1-4-16340-4066 Miscellaneous revenue	-794.50	0.00	0.00	0.00	0.00	0.00	0.00
1-4-16340-4071 ICE RENTAL	-267,195.17	-265,700.00	-269,100.00	-279,800.00	-285,396.00	-10,700.00	0.04
1-4-16340-4072 PUBLIC SKATING	-2,495.00	-1,600.00	-2,000.00	-3,000.00	-3,060.00	-1,000.00	0.50
1-4-16340-4073 SUMMER ICE PAD RENT	-925.00	-3,000.00	-1,500.00	-2,000.00	-2,040.00	-500.00	0.33
1-4-16340-4074 ARENA HALL RENTAL	-6,899.75	-11,000.00	-9,000.00	-10,000.00	-10,200.00	-1,000.00	0.11
1-4-16340-4075 ARENA VENDING REVENUE	0.00	0.00	-1,500.00	-500.00	-510.00	1,000.00	-0.67
1-4-16340-4076 Public Skating Sponsorship	-1,943.80	-5,000.00	-3,570.00	-2,856.00	-2,913.00	714.00	-0.20
1-4-16340-4077 ARENA ADVERTISING REVENUE	-22,965.00	-25,000.00	-27,000.00	-25,000.00	-25,500.00	2,000.00	-0.07
1-4-16340-4079 TLT contribution	-158,500.00	-158,500.00	-161,500.00	-164,585.00	-167,877.00	-3,085.00	0.02
1-4-16340-5503 Credit Card Fee Recovery	-1,263.03	0.00	0.00	-200.00	-204.00	-200.00	0.00
<b>Total Arena Facility</b>	<b>-462,981.25</b>	<b>-469,800.00</b>	<b>-475,170.00</b>	<b>-487,941.00</b>	<b>-497,700.00</b>	<b>-12,771.00</b>	<b>0.03</b>
<b>Arena Canteen</b>							
1-4-16342-4047 Rental income	-1,175.00	-1,125.00	-1,125.00	-1,680.00	-1,714.00	-555.00	0.49
1-4-16342-4076 VENDING MACHINE REVENUE	0.00	-1,300.00	-1,200.00	0.00	0.00	1,200.00	-1.00
<b>Total Arena Canteen</b>	<b>-1,175.00</b>	<b>-2,425.00</b>	<b>-2,325.00</b>	<b>-1,680.00</b>	<b>-1,714.00</b>	<b>645.00</b>	<b>-0.28</b>
<b>Total Arena Facility income</b>	<b>-464,156.25</b>	<b>-472,225.00</b>	<b>-477,495.00</b>	<b>-489,621.00</b>	<b>-499,414.00</b>	<b>-12,126.00</b>	<b>0.03</b>
<b>GBM Rink income</b>							
<b>GBM Rink</b>							
1-4-16380-4000 Revenues	-290.00	0.00	0.00	0.00	0.00	0.00	0.00
1-4-16380-4071 Ice Rental	0.00	-3,000.00	-2,000.00	0.00	0.00	2,000.00	-1.00
1-4-16380-4073 Summer Ice Pad	0.00	-3,000.00	-1,000.00	-1,000.00	-1,020.00	0.00	0.00
1-4-16380-4077 Advertising Revenue	-3,350.00	-4,000.00	-3,000.00	-3,000.00	-3,060.00	0.00	0.00
1-4-16380-5503 Credit Card Fee Recovery	-10.00	0.00	0.00	0.00	0.00	0.00	0.00
<b>Total GBM Rink</b>	<b>-3,650.00</b>	<b>-10,000.00</b>	<b>-6,000.00</b>	<b>-4,000.00</b>	<b>-4,080.00</b>	<b>2,000.00</b>	<b>-0.33</b>

## Budget 2026 by Services

Date : Feb 11, 2026

Time : 4:26 pm

For Period Ending 31-Dec-2026



	A		B		(B-A)		
	ACTUAL 2024	BUDGET 2024	BUDGET 2025	PROVISIONAL 2026 BUDGET	PROVISIONAL 2027 BUDGET	VARIANCE	%
<b>OPERATING</b>							
<b>Total GBM Rink income</b>	<b>-3,650.00</b>	<b>-10,000.00</b>	<b>-6,000.00</b>	<b>-4,000.00</b>	<b>-4,080.00</b>	<b>2,000.00</b>	<b>-0.33</b>
<b>Marina Facility income</b>							
<b>Marina Facility</b>							
1-4-16700-4050 OTHER DOCKAGE	-1,577.94	-2,100.00	-2,100.00	-2,500.00	-2,550.00	-400.00	0.19
1-4-16700-4051 DOCKAGE - SEASONAL	-725,976.88	-741,290.00	-807,965.00	-921,120.00	-937,547.00	-113,155.00	0.14
1-4-16700-4052 DOCKAGE - TRANSIENT	-156,811.96	-145,760.00	-146,000.00	-153,300.00	-156,366.00	-7,300.00	0.05
1-4-16700-4053 LAUNDRY REVENUE	-927.00	-1,000.00	-800.00	0.00	0.00	800.00	-1.00
1-4-16700-4054 ICE REVENUE	-16,900.69	-18,020.00	-18,000.00	-18,000.00	-18,360.00	0.00	0.00
1-4-16700-4055 Dingy / Seadoo Ramps	-8,827.14	-13,345.00	-13,349.00	-14,016.00	-14,296.00	-667.00	0.05
1-4-16700-4056 Seasonal Parking on Contract	-69,993.70	-63,465.00	-85,500.00	-88,000.00	-89,760.00	-2,500.00	0.03
1-4-16700-4058 Seasonal Parking POS	0.00	-600.00	-600.00	0.00	0.00	600.00	-1.00
1-4-16700-4059 PUMP OUT REVENUE	-32,076.13	-30,000.00	-31,000.00	-31,000.00	-31,620.00	0.00	0.00
1-4-16700-4060 SHOWER REVENUE	-340.00	-180.00	-330.00	-300.00	-306.00	30.00	-0.09
1-4-16700-4064 MARINA - HATS T-SHIRTS	-5,001.94	-4,000.00	-5,000.00	-6,200.00	-6,324.00	-1,200.00	0.24
1-4-16700-4075 VENDING REVENUE	-191.99	-800.00	-1,000.00	-500.00	-510.00	500.00	-0.50
1-4-16700-4077 ADVERTISING REVENUE	-5,400.00	-2,000.00	-9,000.00	-9,000.00	-9,180.00	0.00	0.00
1-4-16700-4081 Interest income	-12,211.94	0.00	0.00	0.00	0.00	0.00	0.00
1-4-16700-4982 Capital Replacement	-26,599.25	-26,500.00	-29,594.00	-114,825.00	-113,678.00	-85,231.00	2.88
1-4-16700-5503 BANK FEES RECOVERY	-15,322.88	-26,925.00	-22,000.00	-13,000.00	-13,260.00	9,000.00	-0.41
1-4-16700-5613 STUDENT GRANT	0.00	-4,000.00	-2,000.00	-2,000.00	-2,040.00	0.00	0.00
1-4-16700-5699 Transient Hydro 50 amp	-338.49	-750.00	-500.00	-525.00	-536.00	-25.00	0.05
1-4-16700-5700 Seasonal Hydro 50 amp	-4,979.28	-4,930.00	-5,500.00	-5,775.00	-5,891.00	-275.00	0.05
1-4-16700-5901 Transfer from Reserves	-87,511.97	0.00	0.00	0.00	0.00	0.00	0.00
1-4-16700-9997 MISCELLANEOUS REVENUE	-1.00	0.00	0.00	0.00	0.00	0.00	0.00
<b>Total Marina Facility</b>	<b>-1,170,990.18</b>	<b>-1,085,665.00</b>	<b>-1,180,238.00</b>	<b>-1,380,061.00</b>	<b>-1,402,224.00</b>	<b>-199,823.00</b>	<b>0.17</b>
<b>Total Marina Facility income</b>	<b>-1,170,990.18</b>	<b>-1,085,665.00</b>	<b>-1,180,238.00</b>	<b>-1,380,061.00</b>	<b>-1,402,224.00</b>	<b>-199,823.00</b>	<b>0.17</b>
<b>Cummunity Grant funding</b>							
<b>Community Grants</b>							
1-4-16840-5901 Transfer from Reserves	-81,366.46	-85,000.00	-85,000.00	0.00	0.00	85,000.00	-1.00
<b>Total Community Grants</b>	<b>-81,366.46</b>	<b>-85,000.00</b>	<b>-85,000.00</b>	<b>0.00</b>	<b>0.00</b>	<b>85,000.00</b>	<b>-1.00</b>
<b>Total Cummunity Grant funding</b>	<b>-81,366.46</b>	<b>-85,000.00</b>	<b>-85,000.00</b>	<b>0.00</b>	<b>0.00</b>	<b>85,000.00</b>	<b>-1.00</b>
<b>Library funding</b>							
<b>Gananoque Public Library</b>							
1-4-16940-4034 Grant - province	-13,700.00	-13,700.00	-13,700.00	-13,700.00	-13,700.00	0.00	0.00
1-4-16940-4035 Seniors Grant	-15,000.00	0.00	0.00	0.00	0.00	0.00	0.00
1-4-16940-4037 TD Summer Reading Grant	-7,009.03	0.00	-1,000.00	0.00	0.00	1,000.00	-1.00
1-4-16940-4066 Miscellaneous revenue	-545.10	-1,605.00	-1,000.00	-1,000.00	-1,020.00	0.00	0.00
1-4-16940-4069 On Library Service Postage Grant	-755.95	-750.00	-758.00	-900.00	-918.00	-142.00	0.19
1-4-16940-4083 Donations	-4,523.85	-1,500.00	-1,200.00	-1,600.00	-3,975.00	-400.00	0.33

# TOWN OF GANANOQUE

## Budget 2026 by Services



For Period Ending 31-Dec-2026

				A	B	(B-A)		
		ACTUAL 2024	BUDGET 2024	BUDGET 2025	PROVISIONAL 2026 BUDGET	PROVISIONAL 2027 BUDGET	VARIANCE	%
OPERATING								
1-4-16940-5600	Town contribution Library	-231,580.00	-231,580.00	-260,860.00	-280,000.00	-298,814.00	-19,140.00	0.07
1-4-16940-5901	Transfer from Reserves	0.00	0.00	0.00	-12,955.00	0.00	-12,955.00	0.00
Total Gananoque Public Library		-273,113.93	-249,135.00	-278,518.00	-310,155.00	-318,427.00	-31,637.00	0.11
Total Library funding		-273,113.93	-249,135.00	-278,518.00	-310,155.00	-318,427.00	-31,637.00	0.11
Recreation & Active Special Ev								
Waterfront Concerts								
1-4-16530-5901	Transfer from Reserves	-30,383.43	-40,000.00	-40,000.00	-39,000.00	-39,000.00	1,000.00	-0.03
Total Waterfront Concerts		-30,383.43	-40,000.00	-40,000.00	-39,000.00	-39,000.00	1,000.00	-0.03
Recreation & Active Special Events								
1-4-16550-4020	CCG - SPECIAL EVENTS	0.00	0.00	0.00	-12,000.00	-12,240.00	-12,000.00	0.00
Total Recreation & Active Special Even		0.00	0.00	0.00	-12,000.00	-12,240.00	-12,000.00	0.00
Total Recreation & Active Special Even		-30,383.43	-40,000.00	-40,000.00	-51,000.00	-51,240.00	-11,000.00	0.28
Recreation expenditures								
Recreation & Cultural Services								
1-5-16000-5101	FT Wages	33,189.05	30,270.00	34,575.00	51,602.00	53,150.00	17,027.00	0.49
1-5-16000-5103	OT Wages	1,268.51	0.00	0.00	0.00	0.00	0.00	0.00
1-5-16000-5115	EHT	608.64	600.00	679.00	1,013.00	1,043.00	334.00	0.49
1-5-16000-5116	Source Deductions	1,447.91	1,970.00	1,740.00	2,419.00	2,492.00	679.00	0.39
1-5-16000-5117	Other Benefits	43.50	0.00	0.00	0.00	0.00	0.00	0.00
1-5-16000-5118	WSIB	1,171.93	1,025.00	1,132.00	1,582.00	1,629.00	450.00	0.40
1-5-16000-5119	Manulife	2,871.75	3,275.00	3,386.00	4,681.00	4,821.00	1,295.00	0.38
1-5-16000-5121	OMERS	3,405.52	3,435.00	3,886.00	5,925.00	6,103.00	2,039.00	0.52
1-5-16000-5301	Ads,Publications & Subscriptions	0.00	0.00	500.00	0.00	0.00	-500.00	-1.00
1-5-16000-5302	Memberships	1,296.80	1,250.00	1,500.00	600.00	612.00	-900.00	-0.60
1-5-16000-5303	TRAINING OF STAFF	450.00	1,000.00	3,000.00	4,000.00	4,080.00	1,000.00	0.33
1-5-16000-5304	CONVENTIONS/KM/TRAVEL	1,916.47	1,000.00	2,000.00	2,500.00	2,550.00	500.00	0.25
1-5-16000-5318	Materials & Supplies	812.79	500.00	500.00	1,200.00	1,224.00	700.00	1.40
1-5-16000-5327	Cellular services	581.27	1,000.00	1,000.00	700.00	714.00	-300.00	-0.30
1-5-16000-5400	Contracted Services	0.00	0.00	500.00	1,000.00	1,020.00	500.00	1.00
1-5-16000-5405	Insurance	8,513.71	7,875.00	10,686.00	14,207.00	14,491.00	3,521.00	0.33
1-5-16000-5409	IT Services	1,336.80	1,000.00	2,000.00	2,000.00	2,040.00	0.00	0.00
Total Recreation & Cultural Services		58,914.65	54,200.00	67,084.00	93,429.00	95,969.00	26,345.00	0.39
Age Friendly Community Plan								
1-5-16050-5317	Equipment repair & maintenance	0.00	0.00	0.00	5,000.00	5,100.00	5,000.00	0.00
1-5-16050-5318	Materials & Supplies	0.00	0.00	0.00	2,000.00	2,040.00	2,000.00	0.00
1-5-16050-5400	Contracted Services	0.00	0.00	0.00	15,000.00	15,300.00	15,000.00	0.00
1-5-16050-5409	IT Services	0.00	0.00	0.00	3,000.00	3,060.00	3,000.00	0.00

## Budget 2026 by Services

Date : Feb 11, 2026

Time : 4:26 pm


For Period Ending 31-Dec-2026



	A		B		(B-A)		
	ACTUAL 2024	BUDGET 2024	BUDGET 2025	PROVISIONAL 2026 BUDGET	PROVISIONAL 2027 BUDGET	VARIANCE	%
<b>OPERATING</b>							
<b>Total Age Friendly Community Plan</b>	<b>0.00</b>	<b>0.00</b>	<b>0.00</b>	<b>25,000.00</b>	<b>25,500.00</b>	<b>25,000.00</b>	<b>0.00</b>
<b>Total Recreation expenditures</b>	<b>58,914.65</b>	<b>54,200.00</b>	<b>67,084.00</b>	<b>118,429.00</b>	<b>121,469.00</b>	<b>51,345.00</b>	<b>0.77</b>
<b>Parks</b>							
<b>Parks &amp; Playgrounds</b>							
1-5-16110-5101 FT Wages	126,326.03	161,415.00	119,282.00	134,485.00	138,520.00	15,203.00	0.13
1-5-16110-5102 PT Wages	92,901.17	92,170.00	143,911.00	153,948.00	158,566.00	10,037.00	0.07
1-5-16110-5103 OT Wages	4,918.20	1,710.00	9,091.00	10,826.00	11,151.00	1,735.00	0.19
1-5-16110-5112 Uniforms/Clothing	3,857.84	2,000.00	3,000.00	4,000.00	4,120.00	1,000.00	0.33
1-5-16110-5115 EHT	4,383.35	4,200.00	5,348.00	5,876.00	6,052.00	528.00	0.10
1-5-16110-5116 Source Deductions	16,021.75	11,350.00	17,999.00	20,865.00	21,491.00	2,866.00	0.16
1-5-16110-5117 Other Benefits	47.28	0.00	0.00	0.00	0.00	0.00	0.00
1-5-16110-5118 WSIB	8,481.41	7,480.00	8,970.00	9,977.00	10,276.00	1,007.00	0.11
1-5-16110-5119 Manulife	12,617.37	9,115.00	10,116.00	9,755.00	10,048.00	-361.00	-0.04
1-5-16110-5121 OMERS	15,340.23	11,390.00	16,100.00	17,892.00	18,429.00	1,792.00	0.11
1-5-16110-5301 Ads,Publications & Subscriptions	696.04	700.00	700.00	500.00	510.00	-200.00	-0.29
1-5-16110-5302 Memberships	275.77	700.00	500.00	600.00	612.00	100.00	0.20
1-5-16110-5303 PARKS - TRAINING	3,071.68	1,800.00	3,000.00	4,000.00	4,080.00	1,000.00	0.33
1-5-16110-5304 CONVENTIONS/KM/TRAVEL	449.37	250.00	500.00	500.00	510.00	0.00	0.00
1-5-16110-5317 Equipment repair & maintenance	20,160.54	10,000.00	10,000.00	10,000.00	10,200.00	0.00	0.00
1-5-16110-5318 Materials & Supplies	41,546.79	22,000.00	28,000.00	30,000.00	30,600.00	2,000.00	0.07
1-5-16110-5319 Small equipment purchases	3,704.41	4,000.00	5,000.00	6,000.00	6,120.00	1,000.00	0.20
1-5-16110-5320 Software services - SaaS	537.42	0.00	300.00	300.00	306.00	0.00	0.00
1-5-16110-5321 Vechicle operating expenses	732.84	1,000.00	1,500.00	1,000.00	1,020.00	-500.00	-0.33
1-5-16110-5327 Cellular services	1,317.25	1,600.00	1,600.00	1,600.00	1,632.00	0.00	0.00
1-5-16110-5331 Hydro	1,703.55	3,550.00	2,719.00	2,858.00	2,915.00	139.00	0.05
1-5-16110-5333 Water / Wastewater	3,564.56	4,840.00	5,000.00	5,000.00	5,100.00	0.00	0.00
1-5-16110-5400 Contracted Services	23,791.24	15,000.00	17,000.00	15,000.00	15,300.00	-2,000.00	-0.12
1-5-16110-5405 Insurance	8,513.71	7,875.00	10,686.00	14,207.00	14,491.00	3,521.00	0.33
1-5-16110-5411 Electrical contracted services	5,125.45	0.00	5,000.00	5,000.00	5,100.00	0.00	0.00
<b>Total Parks &amp; Playgrounds</b>	<b>400,085.25</b>	<b>374,145.00</b>	<b>425,322.00</b>	<b>464,189.00</b>	<b>477,149.00</b>	<b>38,867.00</b>	<b>0.09</b>
<b>Downtown Beautification</b>							
1-5-16120-5101 FT Wages	2,129.91	0.00	0.00	0.00	0.00	0.00	0.00
1-5-16120-5115 EHT	41.53	0.00	0.00	0.00	0.00	0.00	0.00
1-5-16120-5116 Source Deductions	161.45	0.00	0.00	0.00	0.00	0.00	0.00
1-5-16120-5118 WSIB	80.72	0.00	0.00	0.00	0.00	0.00	0.00
1-5-16120-5121 OMERS	105.67	0.00	0.00	0.00	0.00	0.00	0.00
1-5-16120-5318 Materials & Supplies	11,057.35	12,520.00	12,520.00	12,520.00	12,770.00	0.00	0.00
1-5-16120-5400 Contracted Services	33.91	0.00	0.00	0.00	0.00	0.00	0.00
1-5-16120-8501 Main Street Revitilization Grant exp	20,000.00	0.00	0.00	0.00	0.00	0.00	0.00
<b>Total Downtown Beautification</b>	<b>33,610.54</b>	<b>12,520.00</b>	<b>12,520.00</b>	<b>12,520.00</b>	<b>12,770.00</b>	<b>0.00</b>	<b>0.00</b>

# TOWN OF GANANOQUE

## Budget 2026 by Services



GL5410

Page : 49

Date : Feb 11, 2026

Time : 4:26 pm

For Period Ending 31-Dec-2026

	A	B	(B-A)				
	ACTUAL 2024	BUDGET 2024	BUDGET 2025	PROVISIONAL 2026 BUDGET	PROVISIONAL 2027 BUDGET	VARIANCE	%
<b>OPERATING</b>							
<b>Swan Care</b>							
1-5-16130-5101 FT Wages	0.00	500.00	500.00	0.00	0.00	-500.00	-1.00
1-5-16130-5102 PT Wages	0.00	200.00	200.00	0.00	0.00	-200.00	-1.00
1-5-16130-5115 EHT	0.00	20.00	25.00	0.00	0.00	-25.00	-1.00
1-5-16130-5116 Source Deductions	0.00	40.00	50.00	0.00	0.00	-50.00	-1.00
1-5-16130-5118 WSIB	0.00	20.00	0.00	0.00	0.00	0.00	0.00
1-5-16130-5121 OMERS	0.00	40.00	45.00	0.00	0.00	-45.00	-1.00
1-5-16130-5318 Materials & Supplies	267.15	1,000.00	1,000.00	1,000.00	1,020.00	0.00	0.00
1-5-16130-5400 Contracted Services	0.00	2,500.00	2,500.00	2,500.00	2,550.00	0.00	0.00
<b>Total Swan Care</b>	<b>267.15</b>	<b>4,320.00</b>	<b>4,320.00</b>	<b>3,500.00</b>	<b>3,570.00</b>	<b>-820.00</b>	<b>-0.19</b>
<b>Sculpture Park</b>							
1-5-16140-5103 OT Wages	24.31	0.00	0.00	0.00	0.00	0.00	0.00
1-5-16140-5317 Equipment repair & maintenance	2,689.05	1,000.00	2,000.00	4,000.00	4,080.00	2,000.00	1.00
1-5-16140-5318 Materials & Supplies	2,771.93	1,500.00	2,000.00	2,000.00	2,040.00	0.00	0.00
1-5-16140-5331 Hydro	5,726.07	3,550.00	5,749.00	5,085.00	5,187.00	-664.00	-0.12
1-5-16140-5400 Contracted Services	4,842.97	5,000.00	7,000.00	6,000.00	6,120.00	-1,000.00	-0.14
1-5-16140-5411 Electrical contracted services	723.30	2,000.00	2,000.00	1,000.00	1,020.00	-1,000.00	-0.50
<b>Total Sculpture Park</b>	<b>16,777.63</b>	<b>13,050.00</b>	<b>18,749.00</b>	<b>18,085.00</b>	<b>18,447.00</b>	<b>-664.00</b>	<b>-0.04</b>
<b>Joel Stone Beach</b>							
1-5-16150-5101 FT Wages	111.72	750.00	500.00	0.00	0.00	-500.00	-1.00
1-5-16150-5102 PT Wages	488.13	500.00	500.00	0.00	0.00	-500.00	-1.00
1-5-16150-5103 OT Wages	181.46	0.00	0.00	0.00	0.00	0.00	0.00
1-5-16150-5115 EHT	15.24	40.00	40.00	0.00	0.00	-40.00	-1.00
1-5-16150-5116 Source Deductions	45.54	80.00	80.00	0.00	0.00	-80.00	-1.00
1-5-16150-5118 WSIB	29.56	40.00	40.00	0.00	0.00	-40.00	-1.00
1-5-16150-5121 OMERS	35.68	50.00	50.00	0.00	0.00	-50.00	-1.00
1-5-16150-5317 Equipment repair & maintenance	2,187.84	0.00	0.00	0.00	0.00	0.00	0.00
<b>Total Joel Stone Beach</b>	<b>3,095.17</b>	<b>1,460.00</b>	<b>1,210.00</b>	<b>0.00</b>	<b>0.00</b>	<b>-1,210.00</b>	<b>-1.00</b>
<b>Recreation Programs</b>							
1-5-16200-5510 POP SUBSIDY	0.00	2,000.00	2,000.00	2,000.00	2,040.00	0.00	0.00
<b>Total Recreation Programs</b>	<b>0.00</b>	<b>2,000.00</b>	<b>2,000.00</b>	<b>2,000.00</b>	<b>2,040.00</b>	<b>0.00</b>	<b>0.00</b>
<b>Splash Pad</b>							
1-5-16260-5318 Materials & Supplies	1,267.50	1,000.00	1,000.00	1,000.00	1,020.00	0.00	0.00
1-5-16260-5333 Water / Wastewater	34,388.71	38,605.00	35,000.00	35,000.00	35,700.00	0.00	0.00
1-5-16260-5400 Contracted Services	150.00	0.00	0.00	0.00	0.00	0.00	0.00
<b>Total Splash Pad</b>	<b>35,806.21</b>	<b>39,605.00</b>	<b>36,000.00</b>	<b>36,000.00</b>	<b>36,720.00</b>	<b>0.00</b>	<b>0.00</b>
<b>Splash Pad Washrooms</b>							
1-5-16300-5400 Contracted Services	4,223.00	500.00	500.00	500.00	510.00	0.00	0.00
1-5-16300-5404 Other Professional services	924.00	0.00	0.00	0.00	0.00	0.00	0.00

## Budget 2026 by Services

Date : Feb 11, 2026

Time : 4:26 pm

For Period Ending 31-Dec-2026



				A	B	(B-A)		
		ACTUAL 2024	BUDGET 2024	BUDGET 2025	PROVISIONAL 2026 BUDGET	PROVISIONAL 2027 BUDGET	VARIANCE	%
OPERATING								
Total Splash Pad Washrooms		5,147.00	500.00	500.00	500.00	510.00	0.00	0.00
Tennis Courts								
1-5-16301-5101	FT Wages	1,941.14	1,495.00	1,000.00	0.00	0.00	-1,000.00	-1.00
1-5-16301-5102	PT Wages	0.00	1,495.00	500.00	0.00	0.00	-500.00	-1.00
1-5-16301-5103	OT Wages	460.85	0.00	0.00	0.00	0.00	0.00	0.00
1-5-16301-5115	EHT	47.00	0.00	0.00	0.00	0.00	0.00	0.00
1-5-16301-5116	Source Deductions	186.29	0.00	0.00	0.00	0.00	0.00	0.00
1-5-16301-5118	WSIB	81.15	0.00	0.00	0.00	0.00	0.00	0.00
1-5-16301-5121	OMERS	178.59	0.00	0.00	0.00	0.00	0.00	0.00
1-5-16301-5317	Equipment repair & maintenance	0.00	2,000.00	2,000.00	2,000.00	2,040.00	0.00	0.00
1-5-16301-5318	Materials & Supplies	0.00	2,000.00	2,000.00	2,000.00	2,040.00	0.00	0.00
Total Tennis Courts		2,895.02	6,990.00	5,500.00	4,000.00	4,080.00	-1,500.00	-0.27
Soccer Fields								
1-5-16310-5317	Equipment repair & maintenance	0.00	2,000.00	1,000.00	1,000.00	1,020.00	0.00	0.00
Total Soccer Fields		0.00	2,000.00	1,000.00	1,000.00	1,020.00	0.00	0.00
Total Parks		497,683.97	456,590.00	507,121.00	541,794.00	556,306.00	34,673.00	0.07
Fleet & Equipment								
Parks & Rec Fleet & Equipment								
1-5-16003-5101	FT Wages	1,536.15	0.00	0.00	0.00	0.00	0.00	0.00
1-5-16003-5115	EHT	30.17	0.00	0.00	0.00	0.00	0.00	0.00
1-5-16003-5116	Source Deductions	118.36	0.00	0.00	0.00	0.00	0.00	0.00
1-5-16003-5118	WSIB	50.29	0.00	0.00	0.00	0.00	0.00	0.00
1-5-16003-5121	OMERS	139.25	0.00	0.00	0.00	0.00	0.00	0.00
1-5-16003-5321	Vehicle operation expenses	0.00	0.00	18,500.00	18,500.00	18,870.00	0.00	0.00
1-5-16003-5322	Vehicle repair & maintenance	0.00	0.00	24,000.00	24,000.00	24,480.00	0.00	0.00
Total Parks & Rec Fleet & Equipment		1,874.22	0.00	42,500.00	42,500.00	43,350.00	0.00	0.00
310/ 311 Zero Turns								
1-5-16111-5321	Vehicle operating expenses	240.65	1,000.00	0.00	0.00	0.00	0.00	0.00
1-5-16111-5322	Vehicle repair & maintenance	1,058.11	1,000.00	0.00	0.00	0.00	0.00	0.00
Total 310/ 311 Zero Turns		1,298.76	2,000.00	0.00	0.00	0.00	0.00	0.00
312 / 313 Mower Tractors								
1-5-16112-5321	Vehicle operating expenses	146.70	1,000.00	0.00	0.00	0.00	0.00	0.00
1-5-16112-5322	Vehicle repair & maintenance	5,533.68	1,000.00	0.00	0.00	0.00	0.00	0.00
Total 312 / 313 Mower Tractors		5,680.38	2,000.00	0.00	0.00	0.00	0.00	0.00
316 2017 Polaris Ranger UTV								
1-5-16113-5321	Vehicle operating expenses	402.97	1,000.00	0.00	0.00	0.00	0.00	0.00
1-5-16113-5322	Vehicle repair & maintenance	59.61	1,000.00	0.00	0.00	0.00	0.00	0.00

## Budget 2026 by Services

**Date :** Feb 11, 2026

**Time :** 4:26 pm

**For Period Ending 31-Dec-2026**



		A	B	(B-A)				
		ACTUAL 2024	BUDGET 2024	BUDGET 2025	PROVISIONAL 2026 BUDGET	PROVISIONAL 2027 BUDGET	VARIANCE	%
OPERATING								
Total 316 2017 Polaris Ranger UTV		462.58	2,000.00	0.00	0.00	0.00	0.00	0.00
301	2006 Silverado Pickup Truck							
1-5-16114-5321	Vehicle operating expenses	1,275.96	0.00	0.00	0.00	0.00	0.00	0.00
Total 301 2006 Silverado Pickup Tru		1,275.96	0.00	0.00	0.00	0.00	0.00	0.00
302	2009 Silverado Pickup Truck							
1-5-16115-5321	Vehicle operating expenses	1,718.78	2,000.00	0.00	0.00	0.00	0.00	0.00
1-5-16115-5322	Vehicle repair & maintenance	1,354.56	4,000.00	0.00	0.00	0.00	0.00	0.00
Total 302 2009 Silverado Pickup Tru		3,073.34	6,000.00	0.00	0.00	0.00	0.00	0.00
303	2018 GMC Sierra Pickup Truck							
1-5-16118-5318	Materials & Supplies	280.47	0.00	0.00	0.00	0.00	0.00	0.00
1-5-16118-5321	Vehicle operating expenses	2,656.98	3,000.00	0.00	0.00	0.00	0.00	0.00
1-5-16118-5322	Vehicle repair & maintenance	2,768.83	2,000.00	0.00	0.00	0.00	0.00	0.00
Total 303 2018 GMC Sierra Pickup Tru		5,706.28	5,000.00	0.00	0.00	0.00	0.00	0.00
ZAMBONI								
1-5-16341-5321	Vehicle operating expenses	7,924.18	9,000.00	0.00	0.00	0.00	0.00	0.00
1-5-16341-5322	Vehicle repair & maintenance	13,901.91	5,000.00	0.00	0.00	0.00	0.00	0.00
Total ZAMBONI		21,826.09	14,000.00	0.00	0.00	0.00	0.00	0.00
Total Fleet & Equipment		41,197.61	31,000.00	42,500.00	42,500.00	43,350.00	0.00	0.00
Baseball Fields								
Ball Fields								
1-5-16320-5101	FT Wages	307.23	1,495.00	1,000.00	0.00	0.00	-1,000.00	-1.00
1-5-16320-5102	PT Wages	408.36	1,495.00	1,000.00	0.00	0.00	-1,000.00	-1.00
1-5-16320-5115	EHT	13.99	35.00	20.00	0.00	0.00	-20.00	-1.00
1-5-16320-5116	Source Deductions	55.81	35.00	40.00	0.00	0.00	-40.00	-1.00
1-5-16320-5118	WSIB	27.19	50.00	50.00	0.00	0.00	-50.00	-1.00
1-5-16320-5121	OMERS	44.28	40.00	50.00	0.00	0.00	-50.00	-1.00
1-5-16320-5317	Equipment repair & maintenance	1,063.06	2,000.00	1,250.00	1,000.00	1,020.00	-250.00	-0.20
1-5-16320-5318	Materials & Supplies	3,853.44	2,000.00	1,250.00	1,000.00	1,020.00	-250.00	-0.20
1-5-16320-5331	Hydro	1,726.60	1,235.00	1,505.00	1,628.00	1,661.00	123.00	0.08
1-5-16320-5334	Utilities - Water Heater	0.00	1,205.00	0.00	0.00	0.00	0.00	0.00
1-5-16320-5400	Contracted Services	3,529.26	1,000.00	1,000.00	1,000.00	1,020.00	0.00	0.00
1-5-16320-5414	BALL FIELDS - EQUIPMENT RENTALS	0.00	1,000.00	500.00	500.00	510.00	0.00	0.00
Total Ball Fields		11,029.22	11,590.00	7,665.00	5,128.00	5,231.00	-2,537.00	-0.33
Total Baseball Fields		11,029.22	11,590.00	7,665.00	5,128.00	5,231.00	-2,537.00	-0.33
Arena Facility								

## Budget 2026 by Services

For Period Ending 31-Dec-2026



	A		B		(B-A)		
	ACTUAL 2024	BUDGET 2024	BUDGET 2025	PROVISIONAL 2026 BUDGET	PROVISIONAL 2027 BUDGET	VARIANCE	%
<b>OPERATING</b>							
<b>Arena Facility</b>							
1-5-16340-5101 FT Wages	184,607.22	190,870.00	221,834.00	242,422.00	249,695.00	20,588.00	0.09
1-5-16340-5102 PT Wages	62,141.03	35,680.00	53,754.00	62,846.00	64,731.00	9,092.00	0.17
1-5-16340-5103 OT Wages	13,837.22	10,000.00	13,344.00	16,240.00	16,727.00	2,896.00	0.22
1-5-16340-5112 Uniforms/Clothing	1,662.19	3,500.00	3,700.00	3,700.00	3,811.00	0.00	0.00
1-5-16340-5115 EHT	5,151.70	4,915.00	5,691.00	6,343.00	6,533.00	652.00	0.11
1-5-16340-5116 Source Deductions	18,237.37	16,155.00	18,935.00	22,892.00	23,579.00	3,957.00	0.21
1-5-16340-5117 Other Benefits	47.28	0.00	0.00	200.00	206.00	200.00	0.00
1-5-16340-5118 WSIB	9,956.86	7,760.00	9,585.00	10,772.00	11,095.00	1,187.00	0.12
1-5-16340-5119 Manulife	12,099.08	20,070.00	20,041.00	17,782.00	18,315.00	-2,259.00	-0.11
1-5-16340-5121 OMERS	18,977.76	20,565.00	22,770.00	25,121.00	25,875.00	2,351.00	0.10
1-5-16340-5301 Ads,Publications & Subscriptions	0.00	1,000.00	1,000.00	800.00	816.00	-200.00	-0.20
1-5-16340-5302 Memberships	1,134.40	850.00	1,100.00	1,100.00	1,122.00	0.00	0.00
1-5-16340-5303 ARENA - TRAINING	1,856.34	2,500.00	2,500.00	2,500.00	2,550.00	0.00	0.00
1-5-16340-5306 POSTAGE/COURIER	50.95	0.00	0.00	0.00	0.00	0.00	0.00
1-5-16340-5317 Equipment repair & maintenance	34,258.24	12,000.00	14,000.00	16,000.00	16,320.00	2,000.00	0.14
1-5-16340-5318 Materials & Supplies	21,616.14	12,000.00	14,000.00	14,000.00	14,280.00	0.00	0.00
1-5-16340-5320 Software services - SaaS	5,328.12	0.00	5,000.00	5,000.00	5,100.00	0.00	0.00
1-5-16340-5321 Vechicle operating expenses	312.21	800.00	800.00	800.00	816.00	0.00	0.00
1-5-16340-5327 Cellular services	1,312.72	1,000.00	1,100.00	1,100.00	1,122.00	0.00	0.00
1-5-16340-5330 Internet	2,616.79	3,500.00	3,500.00	3,500.00	3,570.00	0.00	0.00
1-5-16340-5331 Hydro	87,468.95	67,760.00	88,298.00	85,870.00	87,587.00	-2,428.00	-0.03
1-5-16340-5332 Natural Gas	13,196.28	21,000.00	19,451.00	18,161.00	18,524.00	-1,290.00	-0.07
1-5-16340-5333 Water / Wastewater	31,294.81	22,950.00	25,000.00	25,000.00	25,500.00	0.00	0.00
1-5-16340-5335 Telephony services	475.46	500.00	500.00	500.00	510.00	0.00	0.00
1-5-16340-5400 Contracted Services	24,787.22	20,000.00	32,000.00	35,000.00	35,700.00	3,000.00	0.09
1-5-16340-5403 Engineering Services	4,128.44	2,500.00	3,000.00	3,500.00	3,570.00	500.00	0.17
1-5-16340-5404 Other Professional services	924.00	0.00	0.00	0.00	0.00	0.00	0.00
1-5-16340-5405 Insurance	36,220.68	32,120.00	47,403.00	36,599.00	37,331.00	-10,804.00	-0.23
1-5-16340-5407 Inspections & Licenses	1,290.13	1,250.00	1,500.00	1,500.00	1,530.00	0.00	0.00
1-5-16340-5409 IT Services	5,185.61	3,000.00	2,000.00	2,000.00	2,040.00	0.00	0.00
1-5-16340-5411 Electrical contracted services	3,487.06	7,000.00	6,000.00	5,000.00	5,100.00	-1,000.00	-0.17
1-5-16340-5502 Lease payments	838.06	1,500.00	1,500.00	1,500.00	1,530.00	0.00	0.00
1-5-16340-5503 Bank service charges	3,726.61	3,000.00	3,000.00	3,000.00	3,060.00	0.00	0.00
1-5-16340-5800 Principal on long term debt	0.00	0.00	0.00	11,967.00	24,770.00	11,967.00	0.00
1-5-16340-5850 Interest on long term debt	0.00	0.00	0.00	6,832.00	12,824.00	6,832.00	0.00
1-5-16340-5901 Transfer to Reserves	119,320.00	119,320.00	119,000.00	169,000.00	185,900.00	50,000.00	0.42
<b>Total Arena Facility</b>	<b>727,546.93</b>	<b>645,065.00</b>	<b>761,306.00</b>	<b>858,547.00</b>	<b>911,739.00</b>	<b>97,241.00</b>	<b>0.13</b>
<b>Arena Washrooms</b>							
1-5-16392-5318 Materials & Supplies	1,365.69	500.00	500.00	500.00	510.00	0.00	0.00
<b>Total Arena Washrooms</b>	<b>1,365.69</b>	<b>500.00</b>	<b>500.00</b>	<b>500.00</b>	<b>510.00</b>	<b>0.00</b>	<b>0.00</b>
<b>Total Arena Facility</b>	<b>728,912.62</b>	<b>645,565.00</b>	<b>761,806.00</b>	<b>859,047.00</b>	<b>912,249.00</b>	<b>97,241.00</b>	<b>0.13</b>



**TOWN OF GANANOQUE**

**Budget 2026 by Services**



**For Period Ending 31-Dec-2026**

				A	B	(B-A)		
		ACTUAL 2024	BUDGET 2024	BUDGET 2025	PROVISIONAL 2026 BUDGET	PROVISIONAL 2027 BUDGET	VARIANCE	%
OPERATING								
GBM Rink								
GBM Rink								
1-5-16380-5101	FT Wages	8,724.36	17,665.00	10,921.00	6,000.00	6,180.00	-4,921.00	-0.45
1-5-16380-5102	PT Wages	2,127.88	1,745.00	1,154.00	0.00	0.00	-1,154.00	-1.00
1-5-16380-5103	OT Wages	767.90	0.00	0.00	0.00	0.00	0.00	0.00
1-5-16380-5115	EHT	201.85	130.00	237.00	200.00	206.00	-37.00	-0.16
1-5-16380-5116	Source Deductions	684.86	135.00	259.00	200.00	206.00	-59.00	-0.23
1-5-16380-5118	WSIB	377.79	235.00	395.00	400.00	412.00	5.00	0.01
1-5-16380-5119	Manulife	518.28	0.00	1,110.00	1,000.00	1,030.00	-110.00	-0.10
1-5-16380-5121	OMERS	783.16	2,350.00	1,310.00	1,400.00	1,442.00	90.00	0.07
1-5-16380-5317	Equipment repair & maintenance	44.99	2,000.00	2,000.00	1,000.00	1,020.00	-1,000.00	-0.50
1-5-16380-5318	Materials & Supplies	5,530.40	3,000.00	3,000.00	1,000.00	1,020.00	-2,000.00	-0.67
1-5-16380-5321	Vechicle operating expenses	812.38	1,500.00	1,000.00	250.00	255.00	-750.00	-0.75
1-5-16380-5322	Vehicle repair & maintenance	1,108.62	2,375.00	2,300.00	250.00	255.00	-2,050.00	-0.89
1-5-16380-5331	Hydro	9,853.75	27,000.00	19,109.00	12,536.00	12,787.00	-6,573.00	-0.34
1-5-16380-5333	Water / Wastewater	776.17	2,400.00	2,400.00	1,500.00	1,530.00	-900.00	-0.38
1-5-16380-5400	Contracted Services	11,395.67	2,000.00	2,000.00	1,500.00	1,530.00	-500.00	-0.25
Total GBM Rink		43,708.06	62,535.00	47,195.00	27,236.00	27,873.00	-19,959.00	-0.42
Total GBM Rink		43,708.06	62,535.00	47,195.00	27,236.00	27,873.00	-19,959.00	-0.42
Non Town Events								
Non Town Events								
1-5-16670-5101	FT Wages	139.65	0.00	0.00	0.00	0.00	0.00	0.00
1-5-16670-5102	PT Wages	3,651.95	0.00	0.00	0.00	0.00	0.00	0.00
1-5-16670-5103	OT Wages	2,013.17	0.00	0.00	0.00	0.00	0.00	0.00
1-5-16670-5115	EHT	92.58	0.00	0.00	0.00	0.00	0.00	0.00
1-5-16670-5116	Source Deductions	243.20	0.00	0.00	0.00	0.00	0.00	0.00
1-5-16670-5118	WSIB	32.97	0.00	0.00	0.00	0.00	0.00	0.00
1-5-16670-5121	OMERS	12.66	0.00	0.00	0.00	0.00	0.00	0.00
1-5-16670-5318	Materials & Supplies	686.17	0.00	0.00	0.00	0.00	0.00	0.00
1-5-16670-5400	Contracted Services	150.00	0.00	0.00	0.00	0.00	0.00	0.00
1-5-16670-5418	Waste Tipping Fees	0.00	1,500.00	1,500.00	1,500.00	1,530.00	0.00	0.00
Total Non Town Events		7,022.35	1,500.00	1,500.00	1,500.00	1,530.00	0.00	0.00
Total Non Town Events		7,022.35	1,500.00	1,500.00	1,500.00	1,530.00	0.00	0.00
Recreation & Active Special Ev								
Waterfront Concerts								
1-5-16530-5404	Other Professional services	30,383.43	40,000.00	40,000.00	39,000.00	39,000.00	-1,000.00	-0.03
Total Waterfront Concerts		30,383.43	40,000.00	40,000.00	39,000.00	39,000.00	-1,000.00	-0.03
Recreation & Active Special Events								
1-5-16550-5101	FT Wages	10,136.94	15,635.00	15,635.00	0.00	0.00	-15,635.00	-1.00

## Budget 2026 by Services

Date : Feb 11, 2026

Time : 4:26 pm

For Period Ending 31-Dec-2026



				A	B	(B-A)		
		ACTUAL 2024	BUDGET 2024	BUDGET 2025	PROVISIONAL 2026 BUDGET	PROVISIONAL 2027 BUDGET	VARIANCE	%
OPERATING								
1-5-16550-5103	OT Wages	417.88	0.00	0.00	0.00	0.00	0.00	0.00
1-5-16550-5115	EHT	216.07	245.00	245.00	0.00	0.00	-245.00	-1.00
1-5-16550-5116	Source Deductions	845.23	890.00	890.00	0.00	0.00	-890.00	-1.00
1-5-16550-5118	WSIB	418.67	420.00	420.00	0.00	0.00	-420.00	-1.00
1-5-16550-5119	Manulife	964.11	2,010.00	2,010.00	0.00	0.00	-2,010.00	-1.00
1-5-16550-5121	OMERS	997.03	1,135.00	1,135.00	0.00	0.00	-1,135.00	-1.00
1-5-16550-5318	Materials & Supplies	25,608.70	25,000.00	25,000.00	30,000.00	30,600.00	5,000.00	0.20
Total Recreation & Active Special Even		39,604.63	45,335.00	45,335.00	30,000.00	30,600.00	-15,335.00	-0.34
Total Recreation & Active Special Even		69,988.06	85,335.00	85,335.00	69,000.00	69,600.00	-16,335.00	-0.19
Trails								
Trails								
1-5-16860-5101	FT Wages	614.46	2,000.00	5,762.00	12,475.00	12,849.00	6,713.00	1.17
1-5-16860-5102	PT Wages	456.83	840.00	2,486.00	0.00	0.00	-2,486.00	-1.00
1-5-16860-5115	EHT	20.98	35.00	192.00	245.00	252.00	53.00	0.28
1-5-16860-5116	Source Deductions	76.39	35.00	826.00	605.00	623.00	-221.00	-0.27
1-5-16860-5118	WSIB	40.66	50.00	379.00	395.00	407.00	16.00	0.04
1-5-16860-5119	Manulife	0.00	0.00	746.00	1,157.00	1,192.00	411.00	0.55
1-5-16860-5121	OMERS	85.18	40.00	669.00	1,419.00	1,462.00	750.00	1.12
1-5-16860-5317	Equipment repair & maintenance	0.00	500.00	500.00	500.00	510.00	0.00	0.00
1-5-16860-5318	Materials & Supplies	1,626.13	4,000.00	2,500.00	2,500.00	2,550.00	0.00	0.00
1-5-16860-5400	Contracted Services	2,747.52	7,500.00	2,500.00	2,500.00	2,550.00	0.00	0.00
1-5-16860-5501	Property rents & taxes	247.58	0.00	250.00	250.00	255.00	0.00	0.00
1-5-16860-5600	TRAILS FUNDING	0.00	3,500.00	500.00	500.00	510.00	0.00	0.00
Total Trails		5,915.73	18,500.00	17,310.00	22,546.00	23,160.00	5,236.00	0.30
Total Trails		5,915.73	18,500.00	17,310.00	22,546.00	23,160.00	5,236.00	0.30
Marina								
Marina Facility								
1-5-16700-5101	FT Wages	128,700.66	124,815.00	86,146.00	100,435.00	103,448.00	14,289.00	0.17
1-5-16700-5102	PT Wages	106,667.23	90,000.00	127,066.00	131,831.00	135,786.00	4,765.00	0.04
1-5-16700-5103	OT Wages	8,503.48	6,600.00	0.00	0.00	0.00	0.00	0.00
1-5-16700-5112	Uniforms/Clothing	1,607.85	1,300.00	2,400.00	1,800.00	1,854.00	-600.00	-0.25
1-5-16700-5115	EHT	4,780.43	5,175.00	4,169.00	4,543.00	4,679.00	374.00	0.09
1-5-16700-5116	Source Deductions	14,255.11	14,600.00	14,843.00	15,809.00	16,283.00	966.00	0.07
1-5-16700-5117	Other Benefits	38.80	0.00	0.00	0.00	0.00	0.00	0.00
1-5-16700-5118	WSIB	9,259.40	8,980.00	6,949.00	7,680.00	7,910.00	731.00	0.11
1-5-16700-5119	Manulife	13,431.60	12,620.00	10,183.00	10,838.00	11,163.00	655.00	0.06
1-5-16700-5121	OMERS	13,296.73	11,665.00	11,639.00	13,548.00	13,954.00	1,909.00	0.16
1-5-16700-5301	Ads,Publications & Subscriptions	947.17	0.00	1,000.00	1,000.00	1,020.00	0.00	0.00
1-5-16700-5303	MARINA TRAINING	1,306.00	1,500.00	2,000.00	4,000.00	4,080.00	2,000.00	1.00
1-5-16700-5304	CONVENTIONS/KM/TRAVEL	0.00	0.00	0.00	2,200.00	2,244.00	2,200.00	0.00

## Budget 2026 by Services

For Period Ending 31-Dec-2026



		A	B	(B-A)				
		ACTUAL 2024	BUDGET 2024	BUDGET 2025	PROVISIONAL 2026 BUDGET	PROVISIONAL 2027 BUDGET	VARIANCE	%
OPERATING								
1-5-16700-5308	CANTEEN VENDING	63.76	0.00	0.00	0.00	0.00	0.00	0.00
1-5-16700-5309	ICE	7,144.48	6,575.00	7,200.00	7,200.00	7,344.00	0.00	0.00
1-5-16700-5317	Equipment repair & maintenance	20,097.28	20,000.00	22,000.00	27,000.00	27,540.00	5,000.00	0.23
1-5-16700-5318	Materials & Supplies	21,494.71	15,000.00	20,000.00	23,000.00	23,460.00	3,000.00	0.15
1-5-16700-5319	Small equipment purchases	4,732.84	2,750.00	3,000.00	5,000.00	5,100.00	2,000.00	0.67
1-5-16700-5320	Software services - SaaS	328.12	0.00	0.00	0.00	0.00	0.00	0.00
1-5-16700-5327	Cellular services	546.50	360.00	500.00	500.00	510.00	0.00	0.00
1-5-16700-5330	Internet	5,429.95	4,800.00	4,900.00	4,900.00	4,998.00	0.00	0.00
1-5-16700-5331	Hydro	27,880.12	34,000.00	22,688.00	26,614.00	27,146.00	3,926.00	0.17
1-5-16700-5333	Water / Wastewater	17,091.27	14,450.00	15,000.00	15,000.00	15,300.00	0.00	0.00
1-5-16700-5335	Telephony services	619.37	700.00	700.00	700.00	714.00	0.00	0.00
1-5-16700-5400	Contracted Services	60,245.12	45,000.00	47,500.00	54,500.00	55,590.00	7,000.00	0.15
1-5-16700-5401	Audit Services	1,060.00	1,060.00	1,100.00	1,100.00	1,122.00	0.00	0.00
1-5-16700-5403	Waste Disposal	10,550.00	15,000.00	12,000.00	10,000.00	10,200.00	-2,000.00	-0.17
1-5-16700-5405	Insurance	42,042.87	39,320.00	52,162.00	40,265.00	41,070.00	-11,897.00	-0.23
1-5-16700-5409	IT Services	2,898.50	4,000.00	2,500.00	2,500.00	2,550.00	0.00	0.00
1-5-16700-5411	Electrical contracted services	45,027.59	6,000.00	8,000.00	8,000.00	8,160.00	0.00	0.00
1-5-16700-5501	Property rents & taxes	345.44	330.00	330.00	330.00	337.00	0.00	0.00
1-5-16700-5502	Lease payments	832.04	720.00	720.00	720.00	734.00	0.00	0.00
1-5-16700-5503	Bank service charges	17,382.90	15,000.00	16,000.00	16,000.00	16,320.00	0.00	0.00
1-5-16700-5504	CASH OVER/SHORT	-30.63	0.00	0.00	0.00	0.00	0.00	0.00
1-5-16700-5800	Principal on long term debt	44,356.18	44,330.00	97,700.00	156,390.00	162,232.00	58,690.00	0.60
1-5-16700-5850	Interest on long term debt	24,097.31	25,055.00	53,623.00	69,937.00	64,095.00	16,314.00	0.30
1-5-16700-5901	Transfer to Reserves	327,500.00	327,500.00	337,500.00	428,001.00	436,561.00	90,501.00	0.27
Total Marina Facility		984,530.18	899,205.00	991,518.00	1,191,341.00	1,213,504.00	199,823.00	0.20
Total Marina		984,530.18	899,205.00	991,518.00	1,191,341.00	1,213,504.00	199,823.00	0.20
Library								
Gananoque Public Library								
1-5-16940-4067	Seniors Grant	10,730.77	0.00	0.00	0.00	0.00	0.00	0.00
1-5-16940-5101	FT Wages	81,057.97	78,090.00	83,561.00	86,873.00	89,479.00	3,312.00	0.04
1-5-16940-5102	PT Wages	51,161.97	47,415.00	58,786.00	73,524.00	75,730.00	14,738.00	0.25
1-5-16940-5103	OT Wages	659.39	0.00	0.00	0.00	0.00	0.00	0.00
1-5-16940-5115	EHT	2,600.28	2,435.00	2,781.00	3,150.00	3,245.00	369.00	0.13
1-5-16940-5116	Source Deductions	9,237.21	9,065.00	10,278.00	11,708.00	12,059.00	1,430.00	0.14
1-5-16940-5118	WSIB	5,002.47	4,200.00	4,636.00	5,346.00	5,506.00	710.00	0.15
1-5-16940-5119	Manulife	3,519.81	5,830.00	3,679.00	11,674.00	12,024.00	7,995.00	2.17
1-5-16940-5121	OMERS	11,755.70	11,150.00	13,367.00	15,217.00	15,674.00	1,850.00	0.14
1-5-16940-5301	Ads,Publications & Subscriptions	80.50	210.00	210.00	200.00	204.00	-10.00	-0.05
1-5-16940-5302	Memberships	60.00	200.00	200.00	325.00	325.00	125.00	0.63
1-5-16940-5303	Training	0.00	200.00	200.00	1,000.00	1,020.00	800.00	4.00
1-5-16940-5304	Conventions and travel	0.00	0.00	0.00	800.00	816.00	800.00	0.00
1-5-16940-5310	Computer Purchases	1,017.60	1,055.00	1,048.00	500.00	510.00	-548.00	-0.52
1-5-16940-5312	Interlibrary Loans	909.96	925.00	951.00	900.00	918.00	-51.00	-0.05

## Budget 2026 by Services

Date : Feb 11, 2026

Time : 4:26 pm

For Period Ending 31-Dec-2026



				A	B	(B-A)		
		ACTUAL 2024	BUDGET 2024	BUDGET 2025	PROVISIONAL 2026 BUDGET	PROVISIONAL 2027 BUDGET	VARIANCE	%
OPERATING								
1-5-16940-5316	Equipment supplies (furniture)	0.00	0.00	1,000.00	1,000.00	1,020.00	0.00	0.00
1-5-16940-5317	Equipment repair & maintenance	0.00	3,100.00	0.00	0.00	0.00	0.00	0.00
1-5-16940-5318	Materials & Supplies	2,292.31	1,240.00	1,500.00	2,500.00	2,550.00	1,000.00	0.67
1-5-16940-5319	Small equipment purchases	609.74	1,135.00	1,000.00	4,800.00	4,896.00	3,800.00	3.80
1-5-16940-5320	Software services (E-Resources)	3,513.19	700.00	2,608.00	5,000.00	5,100.00	2,392.00	0.92
1-5-16940-5323	Library books and materials	23,374.77	19,625.00	23,000.00	23,460.00	23,929.00	460.00	0.02
1-5-16940-5324	Building repair & maintenance	12,479.92	10,330.00	10,640.00	2,000.00	2,040.00	-8,640.00	-0.81
1-5-16940-5330	Internet	2,258.40	2,250.00	2,326.00	2,392.00	2,440.00	66.00	0.03
1-5-16940-5331	Hydro	5,448.91	7,550.00	7,009.00	7,722.00	7,876.00	713.00	0.10
1-5-16940-5332	Natural Gas	3,384.61	6,850.00	5,073.00	4,539.00	4,630.00	-534.00	-0.11
1-5-16940-5333	Water / Wastewater	1,434.62	1,300.00	1,300.00	1,400.00	1,428.00	100.00	0.08
1-5-16940-5335	Telephony services	1,335.13	1,860.00	1,860.00	1,600.00	1,632.00	-260.00	-0.14
1-5-16940-5400	Contracted Services	0.00	0.00	500.00	9,200.00	9,384.00	8,700.00	17.40
1-5-16940-5401	Audit Services	1,200.00	1,200.00	1,236.00	1,260.00	1,285.00	24.00	0.02
1-5-16940-5405	Insurance	23,826.06	22,170.00	29,716.00	22,985.00	23,445.00	-6,731.00	-0.23
1-5-16940-5409	IT Services	5,997.42	7,750.00	7,750.00	7,750.00	7,905.00	0.00	0.00
1-5-16940-5411	Electrical contracted services	0.00	1,300.00	0.00	0.00	0.00	0.00	0.00
1-5-16940-5901	Transfer to Reserves	6,932.67	0.00	0.00	0.00	0.00	0.00	0.00
1-5-16940-8318	Miscellaneous expenditures	1,232.55	0.00	1,303.00	1,330.00	1,357.00	27.00	0.02
1-5-16940-8501	TD Summer Reading Grant	0.00	0.00	1,000.00	0.00	0.00	-1,000.00	-1.00
Total Gananoque Public Library		273,113.93	249,135.00	278,518.00	310,155.00	318,427.00	31,637.00	0.11
Total Library		273,113.93	249,135.00	278,518.00	310,155.00	318,427.00	31,637.00	0.11
Community Grants								
Community Grants								
1-5-16840-5613	COMMUNITY GRANTS	81,366.46	85,000.00	85,000.00	0.00	0.00	-85,000.00	-1.00
Total Community Grants		81,366.46	85,000.00	85,000.00	0.00	0.00	-85,000.00	-1.00
Total Community Grants		81,366.46	85,000.00	85,000.00	0.00	0.00	-85,000.00	-1.00
Total Recreation & cultural services		727,243.15	632,450.00	795,021.00	900,389.00	962,795.00	105,368.00	0.13
Planning & development								
Planning & Zoning Fees								
Planning								
1-4-18100-4040	SUBDIVISION FEES	0.00	-1,000.00	-1,000.00	-1,000.00	-1,020.00	0.00	0.00
1-4-18100-4044	MOBILE CANTEEN LICENSES	-10,634.50	-9,500.00	-10,500.00	-8,000.00	-8,160.00	2,500.00	-0.24
1-4-18100-4056	Patio Licenses	-1,712.00	0.00	0.00	-1,000.00	-1,020.00	-1,000.00	0.00
1-4-18100-4066	Miscellaneous revenue	-100.00	-3,150.00	0.00	0.00	0.00	0.00	0.00
1-4-18100-4089	CASH IN LIEU OF PARKING	-1,056.00	-1,056.00	-1,056.00	-1,000.00	-1,020.00	56.00	-0.05
1-4-18100-4091	Accomodate License Fees	-3,500.00	-4,000.00	-3,000.00	-5,000.00	-5,100.00	-2,000.00	0.67
1-4-18100-4092	OFFICIAL PLAN AMENDMENT	-3,065.00	0.00	0.00	0.00	0.00	0.00	0.00
1-4-18100-4093	DPS - ZONING/MV/SP FEES	-39,202.00	-20,000.00	-25,000.00	-15,000.00	-15,300.00	10,000.00	-0.40

# TOWN OF GANANOQUE

## Budget 2026 by Services



GL5410

Date : Feb 11, 2026

Page : 57

Time : 4:26 pm

For Period Ending 31-Dec-2026

	A		B		(B-A)		
	ACTUAL 2024	BUDGET 2024	BUDGET 2025	PROVISIONAL 2026 BUDGET	PROVISIONAL 2027 BUDGET	VARIANCE	%
<b>OPERATING</b>							
1-4-18100-4094 Part Lot Fees	-250.00	-1,500.00	-1,000.00	0.00	0.00	1,000.00	-1.00
1-4-18100-4097 WORK ORDER LETTERS	-1,365.00	-1,000.00	-1,500.00	-1,500.00	-1,530.00	0.00	0.00
1-4-18100-4098 WORK RECOVERABLE REVENUE	-1,179.88	-3,000.00	-1,000.00	-1,000.00	-1,020.00	0.00	0.00
<b>Total Planning</b>	<b>-62,064.38</b>	<b>-44,206.00</b>	<b>-44,056.00</b>	<b>-33,500.00</b>	<b>-34,170.00</b>	<b>10,556.00</b>	<b>-0.24</b>
<b>Total Planning &amp; Zoning Fees</b>	<b>-62,064.38</b>	<b>-44,206.00</b>	<b>-44,056.00</b>	<b>-33,500.00</b>	<b>-34,170.00</b>	<b>10,556.00</b>	<b>-0.24</b>
<b>Committee of Adjustment fundin</b>							
<b>Committee of Adjustments</b>							
1-4-18250-4094 COMMITTEE OF ADJUSTMENT FEES	-1,000.00	-2,000.00	-2,000.00	-1,500.00	-1,530.00	500.00	-0.25
<b>Total Committee of Adjustments</b>	<b>-1,000.00</b>	<b>-2,000.00</b>	<b>-2,000.00</b>	<b>-1,500.00</b>	<b>-1,530.00</b>	<b>500.00</b>	<b>-0.25</b>
<b>Total Committee of Adjustment funding</b>	<b>-1,000.00</b>	<b>-2,000.00</b>	<b>-2,000.00</b>	<b>-1,500.00</b>	<b>-1,530.00</b>	<b>500.00</b>	<b>-0.25</b>
<b>Economic development funding</b>							
<b>Economic Development</b>							
1-4-18600-4049 BUSKERS LICENSES	-40.00	-140.00	-40.00	-45.00	-46.00	-5.00	0.13
1-4-18600-4067 SPECIAL PROJECTS	-5,720.00	-2,000.00	-500.00	0.00	0.00	500.00	-1.00
1-4-18600-5901 Transfer from Reserves	-40,000.00	-40,000.00	-50,000.00	-50,000.00	-51,000.00	0.00	0.00
<b>Total Economic Development</b>	<b>-45,760.00</b>	<b>-42,140.00</b>	<b>-50,540.00</b>	<b>-50,045.00</b>	<b>-51,046.00</b>	<b>495.00</b>	<b>-0.01</b>
<b>Total Economic development funding</b>	<b>-45,760.00</b>	<b>-42,140.00</b>	<b>-50,540.00</b>	<b>-50,045.00</b>	<b>-51,046.00</b>	<b>495.00</b>	<b>-0.01</b>
<b>Reforestation funding</b>							
<b>Forestry Program</b>							
1-4-06800-4034 Federal Grant	0.00	-40,000.00	0.00	0.00	0.00	0.00	0.00
<b>Total Forestry Program</b>	<b>0.00</b>	<b>-40,000.00</b>	<b>0.00</b>	<b>0.00</b>	<b>0.00</b>	<b>0.00</b>	<b>0.00</b>
<b>Total Reforestation funding</b>	<b>0.00</b>	<b>-40,000.00</b>	<b>0.00</b>	<b>0.00</b>	<b>0.00</b>	<b>0.00</b>	<b>0.00</b>
<b>Municipal Accomodation Tax</b>							
<b>Municipal Accomodation Tax</b>							
1-4-17000-4000 MAT Levy	-348,362.49	-415,000.00	-415,000.00	-400,000.00	-408,000.00	15,000.00	-0.04
<b>Total Municipal Accomodation Tax</b>	<b>-348,362.49</b>	<b>-415,000.00</b>	<b>-415,000.00</b>	<b>-400,000.00</b>	<b>-408,000.00</b>	<b>15,000.00</b>	<b>-0.04</b>
<b>Total Municipal Accomodation Tax</b>	<b>-348,362.49</b>	<b>-415,000.00</b>	<b>-415,000.00</b>	<b>-400,000.00</b>	<b>-408,000.00</b>	<b>15,000.00</b>	<b>-0.04</b>
<b>Vistor Centre</b>							
<b>Visitor Centre</b>							
1-4-17500-4024 Visitors Guide	-17,601.30	-75,000.00	-25,000.00	-25,000.00	-25,500.00	0.00	0.00
1-4-17500-4047 Rental income	-4,887.08	-6,020.00	-4,755.00	-4,900.00	-4,998.00	-145.00	0.03
1-4-17500-4064 Merchandise	-8,545.31	-8,000.00	-8,000.00	-12,000.00	-12,240.00	-4,000.00	0.50
1-4-17500-4066 Miscellaneous revenue	107.81	0.00	0.00	0.00	0.00	0.00	0.00

**TOWN OF GANANOQUE**

**Budget 2026 by Services**



**For Period Ending 31-Dec-2026**

				A	B	(B-A)		
		ACTUAL 2024	BUDGET 2024	BUDGET 2025	PROVISIONAL 2026 BUDGET	PROVISIONAL 2027 BUDGET	VARIANCE	%
OPERATING								
1-4-17500-4067	Brochure Rack Fees	-7,414.00	-6,500.00	-6,500.00	-6,500.00	-6,630.00	0.00	0.00
1-4-17500-4072	Digital Marketing	-1,235.00	-1,500.00	-1,500.00	-1,625.00	-1,658.00	-125.00	0.08
1-4-17500-4084	Commision Sales	-38,558.40	-55,000.00	-55,000.00	-50,000.00	-51,000.00	5,000.00	-0.09
1-4-17500-4089	Grants	-11,566.10	-4,000.00	-4,000.00	-5,000.00	-5,100.00	-1,000.00	0.25
1-4-17500-4098	TLTI Cost Sharing	-13,144.25	-14,855.00	-14,853.00	-13,825.00	-14,102.00	1,028.00	-0.07
1-4-17500-5901	Transfer from Reserves	0.00	0.00	-15,300.00	-13,825.00	-14,102.00	1,475.00	-0.10
Total Visitor Centre		-102,843.63	-170,875.00	-134,908.00	-132,675.00	-135,330.00	2,233.00	-0.02
Total Vistor Centre		-102,843.63	-170,875.00	-134,908.00	-132,675.00	-135,330.00	2,233.00	-0.02
Arts, Culture & Hertiage Speci								
Arts, Culture & Hertiage Special Event								
1-4-17250-4034	Provincial Grant	-25,000.00	0.00	0.00	0.00	0.00	0.00	0.00
1-4-17250-4036	TAP Grant	-40,000.00	-40,000.00	-50,000.00	-50,000.00	-50,000.00	0.00	0.00
1-4-17250-4083	Donations	0.00	0.00	0.00	-8,000.00	-8,160.00	-8,000.00	0.00
Total Arts, Culture & Hertiage Special		-65,000.00	-40,000.00	-50,000.00	-58,000.00	-58,160.00	-8,000.00	0.16
Total Arts, Culture & Hertiage Special		-65,000.00	-40,000.00	-50,000.00	-58,000.00	-58,160.00	-8,000.00	0.16
Tourism funding								
Tourism Ec Dev Recovery								
1-4-18650-4089	Grant	0.00	-5,000.00	0.00	0.00	0.00	0.00	0.00
1-4-18650-5901	Transfer from Reserves	-5,000.00	-5,000.00	0.00	0.00	0.00	0.00	0.00
Total Tourism Ec Dev Recovery		-5,000.00	-10,000.00	0.00	0.00	0.00	0.00	0.00
Total Tourism funding		-5,000.00	-10,000.00	0.00	0.00	0.00	0.00	0.00
RED Project/TLTI funding								
RED Project / TLTI								
1-4-18680-4030	Revenue from other Municipalities	0.00	-7,500.00	-7,500.00	0.00	0.00	7,500.00	-1.00
1-4-18680-4089	Grants	-17,165.75	-15,000.00	-15,000.00	-20,000.00	-20,400.00	-5,000.00	0.33
1-4-18680-5901	Transfer from Reserves	-7,500.00	-7,500.00	-7,500.00	-20,000.00	-20,400.00	-12,500.00	1.67
Total RED Project / TLTI		-24,665.75	-30,000.00	-30,000.00	-40,000.00	-40,800.00	-10,000.00	0.33
Total RED Project/TLTI funding		-24,665.75	-30,000.00	-30,000.00	-40,000.00	-40,800.00	-10,000.00	0.33
BIA Levy & other revenue								
BIA								
1-4-70000-4000	BIA Levy	-47,686.25	-47,610.00	-50,070.00	-50,070.00	-67,867.50	0.00	0.00
1-4-70000-4034	Grants	-14,500.00	-20,000.00	-19,000.00	0.00	0.00	19,000.00	-1.00
1-4-70000-4066	Miscellaneous revenue	0.00	-2,500.00	-2,000.00	-4,000.00	-4,000.00	-2,000.00	1.00
1-4-70000-5901	Transfer from Reserves	0.00	-2,290.00	-6,000.00	-17,797.50	0.00	-11,797.50	1.97
Total BIA		-62,186.25	-72,400.00	-77,070.00	-71,867.50	-71,867.50	5,202.50	-0.07

## Budget 2026 by Services

Date : Feb 11, 2026

Time : 4:26 pm

For Period Ending 31-Dec-2026



	A		B		(B-A)		
	ACTUAL 2024	BUDGET 2024	BUDGET 2025	PROVISIONAL 2026 BUDGET	PROVISIONAL 2027 BUDGET	VARIANCE	%
<b>OPERATING</b>							
<b>Total BIA Levy &amp; other revenue</b>	<b>-62,186.25</b>	<b>-72,400.00</b>	<b>-77,070.00</b>	<b>-71,867.50</b>	<b>-71,867.50</b>	<b>5,202.50</b>	<b>-0.07</b>
<b>Planning &amp; Zoning</b>							
<b>Planning</b>							
1-5-18100-5101 FT Wages	119,419.12	121,453.00	125,421.00	145,708.00	150,079.00	20,287.00	0.16
1-5-18100-5103 OT Wages	3,133.63	750.00	0.00	0.00	0.00	0.00	0.00
1-5-18100-5115 EHT	2,358.99	2,385.00	2,463.00	2,863.00	2,949.00	400.00	0.16
1-5-18100-5116 Source Deductions	6,937.72	5,570.00	7,188.00	7,702.00	7,933.00	514.00	0.07
1-5-18100-5117 Other Benefits	119.00	0.00	0.00	0.00	0.00	0.00	0.00
1-5-18100-5118 WSIB	4,301.82	3,530.00	3,862.00	4,166.00	4,291.00	304.00	0.08
1-5-18100-5119 Manulife	10,676.41	9,875.00	11,275.00	9,857.00	10,153.00	-1,418.00	-0.13
1-5-18100-5121 OMERS	12,740.03	13,370.00	13,304.00	16,032.00	16,513.00	2,728.00	0.21
1-5-18100-5123 Employee Programs	107.84	0.00	0.00	0.00	0.00	0.00	0.00
1-5-18100-5301 Ads,Publications & Subscriptions	0.00	1,500.00	1,500.00	1,500.00	1,530.00	0.00	0.00
1-5-18100-5302 Memberships	1,209.34	1,500.00	1,500.00	1,400.00	1,428.00	-100.00	-0.07
1-5-18100-5303 PLANNING - TRAINING	1,032.86	1,000.00	2,000.00	2,000.00	2,040.00	0.00	0.00
1-5-18100-5304 CONVENTIONS/KM/TRAVEL	1,117.28	1,500.00	2,000.00	2,000.00	2,040.00	0.00	0.00
1-5-18100-5306 POSTAGE/COURIER	115.40	600.00	600.00	600.00	612.00	0.00	0.00
1-5-18100-5318 Materials & Supplies	930.82	750.00	1,000.00	1,000.00	1,020.00	0.00	0.00
1-5-18100-5320 Software services - SaaS	378.42	0.00	0.00	500.00	510.00	500.00	0.00
1-5-18100-5327 Cellular services	1,329.32	750.00	750.00	500.00	510.00	-250.00	-0.33
1-5-18100-5400 Contracted Services	7,012.51	8,500.00	8,500.00	8,500.00	8,670.00	0.00	0.00
1-5-18100-5402 Legal Services	3,388.08	7,000.00	7,000.00	7,000.00	7,140.00	0.00	0.00
1-5-18100-5404 Other Professional services	0.00	2,000.00	2,000.00	2,000.00	2,040.00	0.00	0.00
1-5-18100-5409 IT costs	1,434.82	0.00	0.00	0.00	0.00	0.00	0.00
1-5-18100-5430 PLANNING ADVISORY COMMITTEE	0.00	0.00	0.00	2,500.00	2,550.00	2,500.00	0.00
1-5-18100-5901 Transfer to Reserves	1,056.00	1,056.00	1,077.00	1,099.00	1,121.00	22.00	0.02
<b>Total Planning</b>	<b>178,799.41</b>	<b>183,089.00</b>	<b>191,440.00</b>	<b>216,927.00</b>	<b>223,129.00</b>	<b>25,487.00</b>	<b>0.13</b>
<b>Total Planning &amp; Zoning</b>	<b>178,799.41</b>	<b>183,089.00</b>	<b>191,440.00</b>	<b>216,927.00</b>	<b>223,129.00</b>	<b>25,487.00</b>	<b>0.13</b>
<b>Committee of Adjustment</b>							
<b>Committee of Adjustments</b>							
1-5-18250-5301 Ads,Publications & Subscriptions	0.00	0.00	0.00	500.00	510.00	500.00	0.00
1-5-18250-5302 Memberships	650.00	0.00	300.00	350.00	357.00	50.00	0.17
1-5-18250-5304 MEETINGS & CONFERENCES	2,466.52	2,500.00	2,500.00	2,500.00	2,550.00	0.00	0.00
1-5-18250-5306 POSTAGE/COURIER	0.00	0.00	0.00	100.00	102.00	100.00	0.00
1-5-18250-5318 Materials & Supplies	0.00	0.00	0.00	500.00	510.00	500.00	0.00
1-5-18250-5400 Contracted Services	0.00	2,000.00	1,150.00	1,200.00	1,224.00	50.00	0.04
<b>Total Committee of Adjustments</b>	<b>3,116.52</b>	<b>4,500.00</b>	<b>3,950.00</b>	<b>5,150.00</b>	<b>5,253.00</b>	<b>1,200.00</b>	<b>0.30</b>
<b>Total Committee of Adjustment</b>	<b>3,116.52</b>	<b>4,500.00</b>	<b>3,950.00</b>	<b>5,150.00</b>	<b>5,253.00</b>	<b>1,200.00</b>	<b>0.30</b>
<b>Economic Development</b>							

## Budget 2026 by Services

Date : Feb 11, 2026

Time : 4:26 pm

For Period Ending 31-Dec-2026



	A	B	(B-A)				
	ACTUAL 2024	BUDGET 2024	BUDGET 2025	PROVISIONAL 2026 BUDGET	PROVISIONAL 2027 BUDGET	VARIANCE	%
<b>OPERATING</b>							
<b>Economic Development</b>							
1-5-18600-4067 SPECIAL PROJECTS	28,308.06	20,000.00	25,000.00	25,000.00	25,500.00	0.00	0.00
1-5-18600-5101 FT Wages	62,638.24	61,105.00	68,029.00	80,465.00	82,879.00	12,436.00	0.18
1-5-18600-5103 OT Wages	1,256.11	0.00	0.00	0.00	0.00	0.00	0.00
1-5-18600-5115 EHT	1,342.14	1,200.00	1,336.00	1,580.00	1,627.00	244.00	0.18
1-5-18600-5116 Source Deductions	5,231.13	4,285.00	5,038.00	5,442.00	5,605.00	404.00	0.08
1-5-18600-5117 Other Benefits	126.00	0.00	0.00	0.00	0.00	0.00	0.00
1-5-18600-5118 WSIB	2,585.01	2,040.00	2,226.00	2,633.00	2,712.00	407.00	0.18
1-5-18600-5119 Manulife	9,389.76	8,440.00	9,078.00	10,534.00	10,850.00	1,456.00	0.16
1-5-18600-5121 OMERS	6,420.74	5,540.00	6,409.00	8,090.00	8,333.00	1,681.00	0.26
1-5-18600-5123 Employee Programs	54.06	100.00	0.00	0.00	0.00	0.00	0.00
1-5-18600-5301 Ads,Publications & Subscriptions	3,243.19	1,000.00	3,000.00	3,000.00	3,060.00	0.00	0.00
1-5-18600-5302 Memberships	2,491.40	1,500.00	2,500.00	2,500.00	2,550.00	0.00	0.00
1-5-18600-5303 TRAINING	0.00	500.00	500.00	500.00	510.00	0.00	0.00
1-5-18600-5304 CONVENTIONS/KM/TRAVEL	1,845.92	2,500.00	2,500.00	2,500.00	2,550.00	0.00	0.00
1-5-18600-5318 Materials & Supplies	3,071.70	3,000.00	3,000.00	2,500.00	2,550.00	-500.00	-0.17
1-5-18600-5320 Software services - SaaS	0.00	0.00	0.00	150.00	153.00	150.00	0.00
1-5-18600-5327 Cellular services	522.30	700.00	700.00	700.00	714.00	0.00	0.00
1-5-18600-5404 Other Professional services	3,816.00	0.00	0.00	0.00	0.00	0.00	0.00
1-5-18600-5409 IT Services	0.00	0.00	3,000.00	3,000.00	3,060.00	0.00	0.00
1-5-18600-5431 HERITAGE COMMITTEE	1,560.00	7,000.00	7,000.00	7,000.00	7,140.00	0.00	0.00
1-5-18600-5502 Lease payments	387.46	430.00	430.00	400.00	408.00	-30.00	-0.07
1-5-18600-5615 CIP grant program costs	6,240.99	40,000.00	50,000.00	50,000.00	51,000.00	0.00	0.00
<b>Total Economic Development</b>	<b>140,530.21</b>	<b>159,340.00</b>	<b>189,746.00</b>	<b>205,994.00</b>	<b>211,201.00</b>	<b>16,248.00</b>	<b>0.09</b>
<b>Total Economic Development</b>	<b>140,530.21</b>	<b>159,340.00</b>	<b>189,746.00</b>	<b>205,994.00</b>	<b>211,201.00</b>	<b>16,248.00</b>	<b>0.09</b>
<b>Rural Economic Development / T</b>							
<b>RED Project / TLTI</b>							
1-5-18680-5301 Ads,Publications & Subscriptions	121.09	0.00	0.00	0.00	0.00	0.00	0.00
1-5-18680-5400 Contracted Services	22,083.29	30,000.00	30,000.00	40,000.00	40,800.00	10,000.00	0.33
<b>Total RED Project / TLTI</b>	<b>22,204.38</b>	<b>30,000.00</b>	<b>30,000.00</b>	<b>40,000.00</b>	<b>40,800.00</b>	<b>10,000.00</b>	<b>0.33</b>
<b>Total Rural Economic Development / TLT</b>	<b>22,204.38</b>	<b>30,000.00</b>	<b>30,000.00</b>	<b>40,000.00</b>	<b>40,800.00</b>	<b>10,000.00</b>	<b>0.33</b>
<b>Vistor Centre</b>							
<b>Visitor Centre</b>							
1-5-17500-5101 FT Wages	56,168.40	54,515.00	55,381.00	63,983.00	65,902.00	8,602.00	0.16
1-5-17500-5102 PT Wages	57,452.52	57,000.00	49,156.00	50,299.00	51,808.00	1,143.00	0.02
1-5-17500-5103 OT Wages	1,864.27	0.00	0.00	0.00	0.00	0.00	0.00
1-5-17500-5115 EHT	2,213.54	635.00	2,046.00	2,237.00	2,304.00	191.00	0.09
1-5-17500-5116 Source Deductions	7,841.38	2,235.00	6,682.00	7,406.00	7,628.00	724.00	0.11
1-5-17500-5118 WSIB	4,273.54	1,080.00	3,410.00	3,729.00	3,841.00	319.00	0.09
1-5-17500-5119 Manulife	8,543.24	0.00	8,696.00	5,531.00	5,697.00	-3,165.00	-0.36



## Budget 2026 by Services

Date : Feb 11, 2026

Time : 4:26 pm

For Period Ending 31-Dec-2026



		A		B		(B-A)		
		ACTUAL 2024	BUDGET 2024	BUDGET 2025	PROVISIONAL 2026 BUDGET	PROVISIONAL 2027 BUDGET	VARIANCE	%
OPERATING								
1-5-17500-5121	OMERS	5,428.42	0.00	5,019.00	5,798.00	5,972.00	779.00	0.16
1-5-17500-5301	Ads,Publications & Subscriptions	3,583.94	5,000.00	5,000.00	4,000.00	4,080.00	-1,000.00	-0.20
1-5-17500-5302	Memberships	483.36	500.00	1,000.00	1,000.00	1,020.00	0.00	0.00
1-5-17500-5303	Training	201.48	1,000.00	1,500.00	2,000.00	2,040.00	500.00	0.33
1-5-17500-5304	Conferences / Mileage	3,267.65	2,000.00	2,000.00	3,000.00	3,060.00	1,000.00	0.50
1-5-17500-5306	Postage	95.04	100.00	100.00	750.00	765.00	650.00	6.50
1-5-17500-5309	Goods for Resale	46,348.80	56,000.00	56,000.00	56,000.00	57,120.00	0.00	0.00
1-5-17500-5317	Equipment repair & maintenance	2,305.60	1,000.00	1,000.00	1,000.00	1,020.00	0.00	0.00
1-5-17500-5318	Materials & Supplies	5,280.53	3,000.00	3,000.00	3,500.00	3,570.00	500.00	0.17
1-5-17500-5319	Small equipment purchases	1,370.80	1,500.00	1,500.00	1,500.00	1,530.00	0.00	0.00
1-5-17500-5320	Software services - SaaS	0.00	0.00	0.00	520.00	530.00	520.00	0.00
1-5-17500-5327	Cellular services	433.90	700.00	1,400.00	480.00	490.00	-920.00	-0.66
1-5-17500-5330	Internet	2,569.80	2,600.00	2,600.00	2,600.00	2,652.00	0.00	0.00
1-5-17500-5331	Hydro	4,907.14	4,500.00	5,077.00	6,076.00	6,198.00	999.00	0.20
1-5-17500-5332	Natural Gas	1,871.21	2,900.00	2,812.00	2,758.00	2,813.00	-54.00	-0.02
1-5-17500-5333	Water / Wastewater	1,661.78	1,000.00	1,600.00	700.00	714.00	-900.00	-0.56
1-5-17500-5400	Contracted Services	13,145.62	53,000.00	18,000.00	18,000.00	18,360.00	0.00	0.00
1-5-17500-5409	IT Services	3,705.11	1,100.00	1,100.00	1,180.00	1,204.00	80.00	0.07
1-5-17500-5502	Lease payments	1,684.23	850.00	850.00	1,200.00	1,224.00	350.00	0.41
1-5-17500-5503	Bank service charges	2,183.77	2,500.00	2,500.00	2,500.00	2,550.00	0.00	0.00
Total Visitor Centre		238,885.07	254,715.00	237,429.00	247,747.00	254,092.00	10,318.00	0.04
Total Vistor Centre		238,885.07	254,715.00	237,429.00	247,747.00	254,092.00	10,318.00	0.04
Tourism								
Tourism Ec Dev Recovery Fund								
1-5-18650-5101	FT Wages	10,556.06	12,615.00	0.00	0.00	0.00	0.00	0.00
1-5-18650-5115	EHT	216.07	245.00	0.00	0.00	0.00	0.00	0.00
1-5-18650-5116	Source Deductions	845.25	890.00	0.00	0.00	0.00	0.00	0.00
1-5-18650-5118	WSIB	418.69	420.00	0.00	0.00	0.00	0.00	0.00
1-5-18650-5119	Manulife	964.11	2,010.00	0.00	0.00	0.00	0.00	0.00
1-5-18650-5121	OMERS	997.04	1,135.00	0.00	0.00	0.00	0.00	0.00
1-5-18650-5400	Contracted Services	0.00	10,000.00	0.00	0.00	0.00	0.00	0.00
Total Tourism Ec Dev Recovery Fund		13,997.22	27,315.00	0.00	0.00	0.00	0.00	0.00
Digital Service Squad								
1-5-18685-5318	Materials & Supplies	174.60	0.00	0.00	0.00	0.00	0.00	0.00
Total Digital Service Squad		174.60	0.00	0.00	0.00	0.00	0.00	0.00
Total Tourism		14,171.82	27,315.00	0.00	0.00	0.00	0.00	0.00
MAT Admistration								
Municipal Accomodation Tax								
1-5-17000-5400	Contracted Services	15,000.00	15,000.00	15,000.00	13,825.00	14,402.00	-1,175.00	-0.08

## Budget 2026 by Services

For Period Ending 31-Dec-2026



				A	B	(B-A)		
		ACTUAL 2024	BUDGET 2024	BUDGET 2025	PROVISIONAL 2026 BUDGET	PROVISIONAL 2027 BUDGET	VARIANCE	%
OPERATING								
1-5-17000-5410	Events transfer	40,000.00	40,000.00	40,000.00	50,000.00	50,000.00	10,000.00	0.25
1-5-17000-5431	Tourism Advisory Panel	101,924.98	190,000.00	190,000.00	166,175.00	173,598.00	-23,825.00	-0.13
1-5-17000-5600	Transfer to TIAP	170,000.00	170,000.00	170,000.00	170,000.00	170,000.00	0.00	0.00
1-5-17000-5901	Transfer to Reserves	21,437.51	0.00	0.00	0.00	0.00	0.00	0.00
Total Municipal Accomodation Tax		348,362.49	415,000.00	415,000.00	400,000.00	408,000.00	-15,000.00	-0.04
Total MAT Admistration		348,362.49	415,000.00	415,000.00	400,000.00	408,000.00	-15,000.00	-0.04
Arts, Culture & Hertiage Speci								
Arts, Culture & Hertiage Special Event								
1-5-17250-5101	FT Wages	40,461.00	34,760.00	65,118.00	74,491.00	76,726.00	9,373.00	0.14
1-5-17250-5102	PT Wages	0.00	40,000.00	0.00	0.00	0.00	0.00	0.00
1-5-17250-5115	EHT	792.71	0.00	1,279.00	1,463.00	1,507.00	184.00	0.14
1-5-17250-5116	Source Deductions	3,045.79	0.00	4,989.00	5,666.00	5,836.00	677.00	0.14
1-5-17250-5117	Other Benefits	14.00	0.00	0.00	0.00	0.00	0.00	0.00
1-5-17250-5118	WSIB	1,521.07	0.00	2,131.00	2,438.00	2,511.00	307.00	0.14
1-5-17250-5119	Manulife	2,806.54	0.00	6,904.00	7,508.00	7,733.00	604.00	0.09
1-5-17250-5121	OMERS	3,675.66	0.00	5,929.00	6,839.00	7,044.00	910.00	0.15
1-5-17250-5318	Materials & Supplies	18,469.53	0.00	10,000.00	18,000.00	18,360.00	8,000.00	0.80
1-5-17250-5319	Small equipment purchases	3,464.11	0.00	0.00	0.00	0.00	0.00	0.00
1-5-17250-5327	Cell Phone	237.53	0.00	0.00	0.00	0.00	0.00	0.00
1-5-17250-5400	Contracted Services	5,002.45	0.00	0.00	0.00	0.00	0.00	0.00
Total Arts, Culture & Hertiage Special		79,490.39	74,760.00	96,350.00	116,405.00	119,717.00	20,055.00	0.21
Total Arts, Culture & Hertiage Special		79,490.39	74,760.00	96,350.00	116,405.00	119,717.00	20,055.00	0.21
Forestry progam								
Forestry Program								
1-5-06800-5101	FT Wages	31,210.54	40,000.00	0.00	0.00	0.00	0.00	0.00
1-5-06800-5115	EHT	608.61	0.00	0.00	0.00	0.00	0.00	0.00
1-5-06800-5116	Source Deductions	2,414.24	0.00	0.00	0.00	0.00	0.00	0.00
1-5-06800-5118	WSIB	1,179.81	0.00	0.00	0.00	0.00	0.00	0.00
1-5-06800-5121	OMERS	6,251.52	0.00	0.00	0.00	0.00	0.00	0.00
1-5-06800-5301	Ads,Publications & Subscriptions	337.82	0.00	0.00	0.00	0.00	0.00	0.00
1-5-06800-5317	Equipment repair & maintenance	2,289.60	0.00	0.00	0.00	0.00	0.00	0.00
1-5-06800-5318	Materials & Supplies	19,934.85	0.00	0.00	0.00	0.00	0.00	0.00
1-5-06800-5400	Contracted Services	48,785.30	0.00	0.00	0.00	0.00	0.00	0.00
Total Forestry Program		113,012.29	40,000.00	0.00	0.00	0.00	0.00	0.00
Total Forestry progam		113,012.29	40,000.00	0.00	0.00	0.00	0.00	0.00
BIA								
BIA								
1-5-70000-4067	Special Projects	12,240.00	12,240.00	8,000.00	0.00	0.00	-8,000.00	-1.00

TOWN OF GANANOQUE

Budget 2026 by Services



For Period Ending 31-Dec-2026

				A	B	(B-A)		
		ACTUAL 2024	BUDGET 2024	BUDGET 2025	PROVISIONAL 2026 BUDGET	PROVISIONAL 2027 BUDGET	VARIANCE	%
OPERATING								
1-5-70000-5301	Ads,Publications & Subscriptions	0.00	6,000.00	4,500.00	800.00	800.00	-3,700.00	-0.82
1-5-70000-5302	Memberships	253.06	250.00	260.00	260.00	260.00	0.00	0.00
1-5-70000-5304	Conventions / KM / Travel	86.70	1,785.00	2,000.00	0.00	0.00	-2,000.00	-1.00
1-5-70000-5318	Materials & Supplies	1,124.50	0.00	0.00	480.00	480.00	480.00	0.00
1-5-70000-5319	Small equipment purchases	0.00	1,500.00	1,500.00	8,340.00	8,340.00	6,840.00	4.56
1-5-70000-5400	Contracted Services	3,561.60	4,500.00	12,000.00	23,200.00	23,200.00	11,200.00	0.93
1-5-70000-5401	Audit Services	1,200.00	1,200.00	1,200.00	1,800.00	1,800.00	600.00	0.50
1-5-70000-5431	Beautification	12,540.23	16,425.00	16,425.00	15,000.00	15,000.00	-1,425.00	-0.09
1-5-70000-5432	Events	26,064.07	28,500.00	31,185.00	16,987.50	16,987.50	-14,197.50	-0.46
1-5-70000-5504	Payment to Town	0.00	0.00	0.00	5,000.00	5,000.00	5,000.00	0.00
1-5-70000-5901	Transfer to Reserves	5,116.09	0.00	0.00	0.00	0.00	0.00	0.00
Total BIA		62,186.25	72,400.00	77,070.00	71,867.50	71,867.50	-5,202.50	-0.07
Total BIA		62,186.25	72,400.00	77,070.00	71,867.50	71,867.50	-5,202.50	-0.07
Total Planning & development		483,876.33	394,498.00	437,411.00	516,503.00	533,156.00	79,092.00	0.18
Total OPERATING		10,348,269.48	10,565,200.00	11,513,210.00	12,094,747.00	13,303,219.00	581,537.00	0.05



## Draft 2026 Operating Budget by Category

## Budget 2026 by Category

Date : Feb 11, 2026

Time : 4:34 pm

For Period Ending 31-Dec-2026



	A		B		(B-A)		
	ACTUAL 2024	BUDGET 2024	BUDGET 2025	PROVISIONAL 2026 BUDGET	PROVISIONAL 2027 BUDGET	VARIANCE	%
<b>OPERATING</b>							
<b>REVENUE</b>							
<b>Taxation</b>							
Supplemental & omitted assessment	-21,466.22	-25,000.00	-25,000.00	-25,000.00	-25,000.00	0.00	0.00
PILs	-272,962.16	-259,397.00	-272,962.00	-290,573.00	-290,573.00	-17,611.00	0.06
<b>Total Taxation</b>	<b>-294,428.38</b>	<b>-284,397.00</b>	<b>-297,962.00</b>	<b>-315,573.00</b>	<b>-315,573.00</b>	<b>-17,611.00</b>	<b>0.06</b>
<b>Grants</b>							
OMFP	-1,177,500.00	-1,177,500.00	-1,177,500.00	-1,281,900.00	-1,281,900.00	-104,400.00	0.09
Other Ontario grants	-1,386,472.61	-648,131.00	-399,595.00	-358,526.00	-369,515.00	41,069.00	-0.10
Other Federal grants	-755.95	-750.00	-758.00	-900.00	-918.00	-142.00	0.19
<b>Total Grants</b>	<b>-2,564,728.56</b>	<b>-1,826,381.00</b>	<b>-1,577,853.00</b>	<b>-1,641,326.00</b>	<b>-1,652,333.00</b>	<b>-63,473.00</b>	<b>0.04</b>
<b>From other municipalities</b>							
Other municipalities	-191,644.25	-220,855.00	-223,853.00	-218,410.00	-222,779.00	5,443.00	-0.02
<b>Total From other municipalities</b>	<b>-191,644.25</b>	<b>-220,855.00</b>	<b>-223,853.00</b>	<b>-218,410.00</b>	<b>-222,779.00</b>	<b>5,443.00</b>	<b>-0.02</b>
<b>Casino revenues</b>							
Casino Revenue	-961,005.00	-1,107,200.00	-1,200,000.00	-930,000.00	-930,000.00	270,000.00	-0.23
<b>Total Casino revenues</b>	<b>-961,005.00</b>	<b>-1,107,200.00</b>	<b>-1,200,000.00</b>	<b>-930,000.00</b>	<b>-930,000.00</b>	<b>270,000.00</b>	<b>-0.23</b>
<b>Investment Income</b>							
Investment income	-1,239,086.88	-595,530.00	-685,530.00	-941,669.00	-1,011,541.00	-256,139.00	0.37
<b>Total Investment Income</b>	<b>-1,239,086.88</b>	<b>-595,530.00</b>	<b>-685,530.00</b>	<b>-941,669.00</b>	<b>-1,011,541.00</b>	<b>-256,139.00</b>	<b>0.37</b>
<b>User fees &amp; other revenues</b>							
General government	-81,052.46	-78,210.00	-71,600.00	-88,600.00	-88,880.00	-17,000.00	0.24
Protection to Persons & Property	-1,397,057.55	-888,743.00	-1,142,973.00	-1,137,893.00	-1,160,651.00	5,080.00	0.00
Transportation services	-128,822.68	-110,000.00	-100,000.00	-95,000.00	-96,900.00	5,000.00	-0.05
Environmental services	-242,377.08	-248,600.00	-248,600.00	-236,500.00	-240,000.00	12,100.00	-0.05
Water & Sewer services	-6,007,069.63	-5,630,945.00	-5,941,343.00	-6,085,463.00	-6,197,040.00	-144,120.00	0.02
Health services	-61,417.36	-44,300.00	-16,317.00	-15,145.00	-15,363.00	1,172.00	-0.07
Social & family services	-17,728.71	-15,150.00	-15,150.00	0.00	0.00	15,150.00	-1.00
Recreation & Cultural Services	-751,019.78	-768,680.00	-825,683.00	-942,447.00	-971,067.00	-116,764.00	0.14
Planning & Development	-527,830.42	-633,760.00	-593,070.00	-575,195.00	-602,415.50	17,875.00	-0.03
<b>Total User fees &amp; other revenues</b>	<b>-9,214,375.67</b>	<b>-8,418,388.00</b>	<b>-8,954,736.00</b>	<b>-9,176,243.00</b>	<b>-9,372,316.50</b>	<b>-221,507.00</b>	<b>0.02</b>
<b>Licenses &amp; permits</b>							
Licences	-83,096.56	-51,630.00	-76,325.00	-71,900.00	-73,338.00	4,425.00	-0.06
Permits	-966,294.14	-962,345.00	-1,030,980.00	-1,153,137.00	-1,173,275.00	-122,157.00	0.12
<b>Total Licenses &amp; permits</b>	<b>-1,049,390.70</b>	<b>-1,013,975.00</b>	<b>-1,107,305.00</b>	<b>-1,225,037.00</b>	<b>-1,246,613.00</b>	<b>-117,732.00</b>	<b>0.11</b>
<b>Penalties and interest</b>							
Penalties & interest on taxes	-128,540.92	-102,400.00	-120,000.00	-124,000.00	-124,000.00	-4,000.00	0.03

## Budget 2026 by Category

Date : Feb 11, 2026

Time : 4:34 pm

For Period Ending 31-Dec-2026



			A	B		(B-A)	
	ACTUAL 2024	BUDGET 2024	BUDGET 2025	PROVISIONAL 2026 BUDGET	PROVISIONAL 2027 BUDGET	VARIANCE	%
OPERATING							
Total Penalties and interest	-128,540.92	-102,400.00	-120,000.00	-124,000.00	-124,000.00	-4,000.00	0.03
Rental. donations & other incomes							
Rental income	-145,981.96	-190,655.00	-162,175.00	-176,742.00	-180,278.00	-14,567.00	0.09
Donations	-25,379.35	-23,040.00	-12,700.00	-19,100.00	-21,825.00	-6,400.00	0.50
Other income	-38,558.40	-55,000.00	-55,000.00	-50,000.00	-51,000.00	5,000.00	-0.09
Total Rental. donations & other incom	-209,919.71	-268,695.00	-229,875.00	-245,842.00	-253,103.00	-15,967.00	0.07
Transfers from other funds							
Reserves	-286,386.94	-236,790.00	-340,800.00	-271,327.50	-224,002.00	69,472.50	-0.20
Reserve Funds	-141,145.00	-141,145.00	-141,145.00	-141,145.00	-141,145.00	0.00	0.00
Total Transfers from other funds	-427,531.94	-377,935.00	-481,945.00	-412,472.50	-365,147.00	69,472.50	-0.14
Internal Charges							
Transporation services	0.00	0.00	-104,529.00	-119,313.00	-122,892.00	-14,784.00	0.14
Total Internal Charges	0.00	0.00	-104,529.00	-119,313.00	-122,892.00	-14,784.00	0.14
Total REVENUE	-16,280,652.01	-14,215,756.00	-14,983,588.00	-15,349,885.50	-15,616,297.50	-366,297.50	0.02
EXPENDITURE							
Salaries wages & benefits							
FT Salaries & Wages	5,351,281.52	5,908,959.00	6,233,750.00	6,858,012.00	7,080,297.00	624,262.00	0.10
PT Salaries & Contract Salaries	1,099,255.87	809,745.00	1,095,731.00	1,126,088.00	1,155,201.00	30,357.00	0.03
OT Wages	499,902.60	361,778.00	379,705.00	425,346.00	435,490.00	45,641.00	0.12
Salaries - other divisions	968.43	0.00	0.00	0.00	0.00	0.00	0.00
Stand by salaries	54,431.56	46,680.00	46,669.00	52,652.00	54,231.00	5,983.00	0.13
Special allowances	4,299.92	48,713.00	16,042.00	10,410.00	10,618.00	-5,632.00	-0.35
Long Service allowance	156.58	2,000.00	2,000.00	2,000.00	2,040.00	0.00	0.00
Training wages	79,636.53	73,870.00	84,435.00	94,444.00	97,277.00	10,009.00	0.12
PT Fire calls	44,262.40	47,215.00	68,880.00	76,942.00	79,245.00	8,062.00	0.12
Honorariums	12,643.35	12,500.00	15,500.00	15,500.00	15,810.00	0.00	0.00
Uniforms	47,835.77	68,800.00	42,300.00	51,200.00	52,409.00	8,900.00	0.21
Clearing allowance	375.71	1,000.00	1,000.00	1,000.00	1,020.00	0.00	0.00
Benefits - Retirees	33,117.78	27,413.00	24,308.00	24,337.00	24,902.00	29.00	0.00
EHT	141,636.84	126,462.00	151,902.00	168,182.00	173,429.00	16,280.00	0.11
Source deductions	410,957.63	308,540.00	458,609.00	497,493.00	513,894.00	38,884.00	0.08
Other benefits	52,148.26	56,960.00	64,600.00	59,400.00	61,078.00	-5,200.00	-0.08
WSIB	251,568.26	192,901.00	247,250.00	260,952.00	269,188.00	13,702.00	0.06
Benefits - Manulife	504,291.73	468,739.00	581,111.00	665,637.00	683,616.00	84,526.00	0.15
OMERS	577,132.38	579,712.00	675,629.00	764,940.00	788,789.00	89,311.00	0.13
Employee Mental Health & Wellness	2,509.91	17,000.00	10,000.00	2,000.00	2,040.00	-8,000.00	-0.80
Employee Programs	2,705.97	4,500.00	8,167.00	3,425.00	3,493.00	-4,742.00	-0.58
Sick Fund Payout	0.00	14,000.00	14,000.00	14,000.00	14,280.00	0.00	0.00
Sick Leave Expense	79,127.16	0.00	0.00	0.00	0.00	0.00	0.00

## Budget 2026 by Category

Date : Feb 11, 2026

Time : 4:35 pm

For Period Ending 31-Dec-2026



	A		B		(B-A)		
	ACTUAL 2024	BUDGET 2024	BUDGET 2025	PROVISIONAL 2026 BUDGET	PROVISIONAL 2027 BUDGET	VARIANCE	%
<b>OPERATING</b>							
<b>Total Salaries wages &amp; benefits</b>	<b>9,250,246.16</b>	<b>9,177,487.00</b>	<b>10,221,588.00</b>	<b>11,173,960.00</b>	<b>11,518,347.00</b>	<b>952,372.00</b>	<b>0.09</b>
<b>Utilities &amp; Insurance</b>							
Utilities	618,134.31	698,610.00	696,765.00	669,639.00	683,034.00	-27,126.00	-0.04
Insurance	418,545.44	422,303.00	546,528.00	514,835.00	525,130.00	-31,693.00	-0.06
Telephone	59,984.45	51,345.00	56,270.00	52,840.00	53,898.00	-3,430.00	-0.06
Internet	59,621.11	75,010.00	82,266.00	76,532.00	78,063.00	-5,734.00	-0.07
<b>Total Utilities &amp; Insurance</b>	<b>1,156,285.31</b>	<b>1,247,268.00</b>	<b>1,381,829.00</b>	<b>1,313,846.00</b>	<b>1,340,125.00</b>	<b>-67,983.00</b>	<b>-0.05</b>
<b>Contracted services</b>							
MPAC	71,390.80	73,380.00	73,380.00	74,850.00	76,347.00	1,470.00	0.02
Audit	47,491.68	45,660.00	46,716.00	57,660.00	58,777.00	10,944.00	0.23
Legal	53,635.28	68,300.00	88,300.00	230,300.00	234,906.00	142,000.00	1.61
Engineering & other services	1,989,104.49	1,597,127.00	1,677,043.00	1,738,859.00	1,752,524.00	61,816.00	0.04
IT contracted services	259,836.01	216,880.00	244,980.00	305,715.00	311,830.00	60,735.00	0.25
IT software as services	136,298.88	30,740.00	40,923.00	167,770.00	171,125.00	126,847.00	3.10
<b>Total Contracted services</b>	<b>2,557,757.14</b>	<b>2,032,087.00</b>	<b>2,171,342.00</b>	<b>2,575,154.00</b>	<b>2,605,509.00</b>	<b>403,812.00</b>	<b>0.19</b>
<b>Materials &amp; other expenditures</b>							
Administrative	245,051.23	274,620.00	303,304.00	171,672.00	174,969.00	-131,632.00	-0.43
Meetings & conferences	199,641.55	223,235.00	215,670.00	271,920.00	277,317.00	56,250.00	0.26
Program expenditures	1,745,400.80	1,717,905.00	1,765,217.00	1,843,763.00	1,950,415.00	78,546.00	0.04
Equipment	411,683.20	349,980.00	340,662.00	382,550.00	389,914.00	41,888.00	0.12
Supplies	875,111.03	658,746.00	625,198.00	663,295.00	679,893.00	38,097.00	0.06
Materials	202,504.01	170,710.00	171,330.00	137,000.00	139,740.00	-34,330.00	-0.20
Committees	142,089.28	241,925.00	244,610.00	207,662.50	215,275.50	-36,947.50	-0.15
Fuel	2,395.19	5,850.00	5,850.00	5,200.00	5,304.00	-650.00	-0.11
Community Grants	81,366.46	85,000.00	85,000.00	0.00	0.00	-85,000.00	-1.00
Property rentals	246,374.73	236,890.00	270,750.00	268,556.00	273,688.00	-2,194.00	-0.01
Taxation	28,672.74	47,500.00	47,500.00	47,500.00	47,500.00	0.00	0.00
Maintenances	291,469.86	294,670.00	328,695.00	291,610.00	297,443.00	-37,085.00	-0.11
<b>Total Materials &amp; other expenditures</b>	<b>4,471,760.08</b>	<b>4,307,031.00</b>	<b>4,403,786.00</b>	<b>4,290,728.50</b>	<b>4,451,458.50</b>	<b>-113,057.50</b>	<b>-0.03</b>
<b>Financial expenses</b>							
Principal on Long-term debt	362,956.26	362,238.00	416,005.00	515,436.00	589,664.00	99,431.00	0.24
Interest on Long-term debt	170,137.36	178,159.00	195,830.00	332,019.00	454,553.00	136,189.00	0.70
<b>Total Financial expenses</b>	<b>533,093.62</b>	<b>540,397.00</b>	<b>611,835.00</b>	<b>847,455.00</b>	<b>1,044,217.00</b>	<b>235,620.00</b>	<b>0.39</b>
<b>Transfer to other funds</b>							
Transfer to reserves	2,498,718.27	2,120,358.00	2,242,964.00	2,047,509.00	2,180,568.00	-195,455.00	-0.09
Transfer to reserve funds	6,161,060.91	5,356,328.00	5,463,454.00	5,195,980.00	5,779,292.00	-267,474.00	-0.05
<b>Total Transfer to other funds</b>	<b>8,659,779.18</b>	<b>7,476,686.00</b>	<b>7,706,418.00</b>	<b>7,243,489.00</b>	<b>7,959,860.00</b>	<b>-462,929.00</b>	<b>-0.06</b>

TOWN OF GANANOQUE

Budget 2026 by Category

For Period Ending 31-Dec-2026



	A		B		(B-A)		
	ACTUAL 2024	BUDGET 2024	BUDGET 2025	PROVISIONAL 2026 BUDGET	PROVISIONAL 2027 BUDGET	VARIANCE	%
OPERATING							
Total EXPENDITURE	26,628,921.49	24,780,956.00	26,496,798.00	27,444,632.50	28,919,516.50	947,834.50	0.04
Total OPERATING	10,348,269.48	10,565,200.00	11,513,210.00	12,094,747.00	13,303,219.00	581,537.00	0.05






## Draft 2026 Operating Budget - Utility

## Budget 2026 Utility

For Period Ending 31-Dec-2026



			A	B	(B-A)		
	ACTUAL 2024	BUDGET 2024	BUDGET 2025	PROVISIONAL 2026 BUDGET	PROVISIONAL 2027 BUDGET	VARIANCE	%
OPERATING							
REVENUE							
Wastewater base fees							
Base charges	-1,617,814.09	-1,426,010.00	-1,472,265.00	-2,349,800.00	-2,349,800.00	-877,535.00	0.60
Total Wastewater base fees	-1,617,814.09	-1,426,010.00	-1,472,265.00	-2,349,800.00	-2,349,800.00	-877,535.00	0.60
Wastewater metered fees							
Metered charges	-926,302.43	-978,310.00	-1,104,998.00	-1,059,608.00	-1,168,393.00	45,390.00	-0.04
Total Wastewater metered fees	-926,302.43	-978,310.00	-1,104,998.00	-1,059,608.00	-1,168,393.00	45,390.00	-0.04
Wastewater Penalties & other fees							
Penalties	-43,066.17	-17,440.00	-17,440.00	-17,440.00	-17,440.00	0.00	0.00
Other fees	-398,453.24	-153,880.00	-153,880.00	-153,880.00	-174,880.00	0.00	0.00
Total Wastewater Penalties & other fees	-441,519.41	-171,320.00	-171,320.00	-171,320.00	-192,320.00	0.00	0.00
Water base fees							
Base charges	-2,349,840.44	-2,070,515.00	-2,072,445.00	-1,620,000.00	-1,620,000.00	452,445.00	-0.22
Total Water base fees	-2,349,840.44	-2,070,515.00	-2,072,445.00	-1,620,000.00	-1,620,000.00	452,445.00	-0.22
Water metered fees							
Metered charges	-956,974.14	-1,026,355.00	-1,161,880.00	-926,300.00	-926,300.00	235,580.00	-0.20
Total Water metered fees	-956,974.14	-1,026,355.00	-1,161,880.00	-926,300.00	-926,300.00	235,580.00	-0.20
Water Penalties & other fees							
Penalties	0.00	-17,440.00	-17,440.00	-17,440.00	-17,700.00	0.00	0.00
Other	-292,787.71	-138,490.00	-138,490.00	-141,799.00	-178,244.00	-3,309.00	0.02
Total Water Penalties & other fees	-292,787.71	-155,930.00	-155,930.00	-159,239.00	-195,944.00	-3,309.00	0.02
Total REVENUE	-6,585,238.22	-5,828,440.00	-6,138,838.00	-6,286,267.00	-6,452,757.00	-147,429.00	0.02
EXPENDITURE							
Salaries & wages							
Wastewater Salaries & benefits	557,691.99	571,780.00	610,823.00	657,796.00	677,529.00	46,973.00	0.08
Water Salaries & benefits	583,290.66	585,310.00	640,537.00	658,696.00	678,457.00	18,159.00	0.03
Total Salaries & wages	1,140,982.65	1,157,090.00	1,251,360.00	1,316,492.00	1,355,986.00	65,132.00	0.05
Utilities							
Wastewater Utilities	54,730.44	72,785.00	74,521.00	65,816.00	67,132.00	-8,705.00	-0.12
Water Utilities	88,608.36	105,080.00	103,489.00	98,557.00	100,528.00	-4,932.00	-0.05
Total Utilities	143,338.80	177,865.00	178,010.00	164,373.00	167,660.00	-13,637.00	-0.08
Maintenance, supplies & repairs							
Wastewater maintenance & supplies	25,183.39	12,400.00	12,600.00	11,700.00	11,934.00	-900.00	-0.07
Water Maintenance & supplies	35,399.09	48,870.00	48,870.00	50,770.00	51,785.00	1,900.00	0.04





## Draft 2026 Operating Budget - Police

## Budget 2026 Police

For Period Ending 31-Dec-2026



			A	B	(B-A)		
	ACTUAL 2024	BUDGET 2024	BUDGET 2025	PROVISIONAL 2026 BUDGET	PROVISIONAL 2027 BUDGET	VARIANCE	%
OPERATING							
REVENUE							
Ontario Grants							
Operations	-496,113.80	-309,789.00	-222,823.00	-232,801.00	-241,680.00	-9,978.00	0.04
Court Security	-52,828.00	-71,638.00	-62,233.00	-75,964.00	-77,483.00	-13,731.00	0.22
Community	-216,804.60	-171,651.00	-54,764.00	-23,464.00	-23,933.00	31,300.00	-0.57
Total Ontario Grants	-765,746.40	-553,078.00	-339,820.00	-332,229.00	-343,096.00	7,591.00	-0.02
Other Municipalities							
Operations	-20,000.00	-40,000.00	-40,000.00	-40,000.00	-40,800.00	0.00	0.00
Total Other Municipalities	-20,000.00	-40,000.00	-40,000.00	-40,000.00	-40,800.00	0.00	0.00
Investigatiive Services Revenue							
Investigative	-993,549.50	-685,000.00	-850,000.00	-900,000.00	-918,000.00	-50,000.00	0.06
Total Investigatiive Services Revenue	-993,549.50	-685,000.00	-850,000.00	-900,000.00	-918,000.00	-50,000.00	0.06
Rentals, Donations, & Other							
Rental Income	-7,200.00	-7,200.00	-7,200.00	-7,200.00	-7,344.00	0.00	0.00
Operations	-82,078.32	-10,000.00	-85,500.00	-10,000.00	-10,200.00	75,500.00	-0.88
Total Rentals, Donations, & Other	-89,278.32	-17,200.00	-92,700.00	-17,200.00	-17,544.00	75,500.00	-0.81
Total REVENUE	-1,868,574.22	-1,295,278.00	-1,322,520.00	-1,289,429.00	-1,319,440.00	33,091.00	-0.03
EXPENDITURE							
Salaries & Wages							
Operations	2,329,996.77	2,177,457.00	2,367,020.00	2,488,927.00	2,538,706.00	121,907.00	0.05
Investigative services	230,496.09	239,203.00	276,694.00	283,086.00	288,749.00	6,392.00	0.02
Dispatch/Communications	668,011.90	629,775.00	638,890.00	657,448.00	670,597.00	18,558.00	0.03
Court Security	72,621.53	48,404.00	96,362.00	89,675.00	91,468.00	-6,687.00	-0.07
Community	24,656.14	25,832.00	23,660.00	23,464.00	23,933.00	-196.00	-0.01
Administrative	345,424.71	385,186.00	452,691.00	417,140.00	429,622.00	-35,551.00	-0.08
Board	11,721.97	6,615.00	16,850.00	16,500.00	16,830.00	-350.00	-0.02
Total Salaries & Wages	3,682,929.11	3,512,472.00	3,872,167.00	3,976,240.00	4,059,905.00	104,073.00	0.03
Material & Supplies							
Operations	334,379.74	197,946.00	170,788.00	167,333.00	174,902.00	-3,455.00	-0.02
Investigative	746.21	1,000.00	1,000.00	1,000.00	1,020.00	0.00	0.00
Community	102,095.86	114,460.00	6,554.00	340.00	347.00	-6,214.00	-0.95
Administrative	661.72	2,750.00	2,750.00	2,750.00	2,805.00	0.00	0.00
Total Material & Supplies	437,883.53	316,156.00	181,092.00	171,423.00	179,074.00	-9,669.00	-0.05
Other operating expenses							
Administrative	64,039.31	119,500.00	93,200.00	106,500.00	108,630.00	13,300.00	0.14
Insurance	28,674.77	28,360.00	39,417.00	41,881.00	42,719.00	2,464.00	0.06

## Budget 2026 Police

Date : Feb 11, 2026

Time : 9:53 am

For Period Ending 31-Dec-2026



	A		B		(B-A)		
	ACTUAL 2024	BUDGET 2024	BUDGET 2025	PROVISIONAL 2026 BUDGET	PROVISIONAL 2027 BUDGET	VARIANCE	%
<b>OPERATING</b>							
Audit	4,500.00	4,500.00	4,500.00	4,500.00	4,590.00	0.00	0.00
Legal	2,996.21	3,800.00	8,800.00	8,800.00	8,976.00	0.00	0.00
Telephone & Internet	129,881.37	145,000.00	155,000.00	190,000.00	193,800.00	35,000.00	0.23
Contracted	37,821.07	37,400.00	44,900.00	32,464.00	33,113.00	-12,436.00	-0.28
Fleet	49,344.02	59,000.00	59,000.00	59,000.00	60,180.00	0.00	0.00
<b>Total Other operating expenses</b>	<b>317,256.75</b>	<b>397,560.00</b>	<b>404,817.00</b>	<b>443,145.00</b>	<b>452,008.00</b>	<b>38,328.00</b>	<b>0.09</b>
<b>Transfers to reserves</b>							
Operations	93,750.00	93,750.00	104,750.00	105,000.00	107,100.00	250.00	0.00
<b>Total Transfers to reserves</b>	<b>93,750.00</b>	<b>93,750.00</b>	<b>104,750.00</b>	<b>105,000.00</b>	<b>107,100.00</b>	<b>250.00</b>	<b>0.00</b>
<b>Total EXPENDITURE</b>	<b>4,531,819.39</b>	<b>4,319,938.00</b>	<b>4,562,826.00</b>	<b>4,695,808.00</b>	<b>4,798,087.00</b>	<b>132,982.00</b>	<b>0.03</b>
<b>Total OPERATING</b>	<b>2,663,245.17</b>	<b>3,024,660.00</b>	<b>3,240,306.00</b>	<b>3,406,379.00</b>	<b>3,478,647.00</b>	<b>166,073.00</b>	<b>0.05</b>



## Draft 2026 Capital Budget 2026-2035

## Capital Budgets 2026-2035

## Capital Expenditures

	2026	2027	2028	2029	2030	2031	2032	2033	2034	2035	Ten Years
General government	\$104,118	\$635,188	\$414,331	\$637,478	\$608,725	\$378,999	\$707,892	\$580,947	\$424,540	\$556,202	\$5,048,420
Protective services	\$193,434	\$294,400	\$264,400	\$243,200	\$1,001,554	\$80,000	\$191,800	\$186,340	\$171,500	\$166,500	\$2,793,128
Transportation services	\$4,763,600	\$4,489,400	\$7,132,100	\$1,639,000	\$2,251,800	\$1,544,800	\$1,977,200	\$1,176,800	\$2,039,800	\$2,407,370	\$29,421,870
Environmental services	\$12,712,270	\$11,096,900	\$2,296,150	\$2,134,350	\$2,012,460	\$594,150	\$2,757,570	\$586,500	\$2,505,800	\$220,000	\$36,916,150
Recreational services	\$714,512	\$385,054	\$246,368	\$814,397	\$233,035	\$404,332	\$208,243	\$123,520	\$187,446	\$180,981	\$3,497,888
<b>Total</b>	<b>\$18,487,934</b>	<b>\$16,900,943</b>	<b>\$10,353,349</b>	<b>\$5,468,425</b>	<b>\$6,107,575</b>	<b>\$3,002,280</b>	<b>\$5,842,705</b>	<b>\$2,654,107</b>	<b>\$5,329,086</b>	<b>\$3,531,052</b>	<b>\$77,677,456</b>

## Funding

Fire Capital Reserve	\$88,434	\$173,400	\$173,400	\$163,200	\$221,554	\$0	\$91,800	\$93,840	\$76,500	\$76,500	\$1,158,628
Police Capital Reserve	\$80,000	\$96,000	\$66,000	\$55,000	\$60,000	\$55,000	\$75,000	\$67,500	\$70,000	\$65,000	\$689,500
NG 911 Reserve	\$25,000	\$25,000	\$25,000	\$25,000	\$720,000	\$25,000	\$25,000	\$25,000	\$25,000	\$25,000	\$945,000
Susan Push Reserve	\$5,000	\$0	\$0	\$0	\$0	\$0	\$0	\$0	\$0	\$0	\$5,000
Wastewater Reserve Fund	\$5,505,165	\$5,793,080	\$0	\$913,109	\$1,074,060	\$255,000	\$1,783,470	\$186,150	\$1,306,620	\$119,000	\$16,935,654
Water Reserve Fund	\$3,256,300	\$1,532,850	\$291,850	\$191,250	\$938,400	\$339,150	\$974,100	\$400,350	\$1,199,180	\$101,000	\$9,224,430
Capital Reserve Fund	\$3,433,857	\$3,580,644	\$6,063,687	\$911,033	\$1,291,081	\$354,354	\$1,115,648	\$188,303	\$935,696	\$1,484,127	\$19,358,430
Casino Infrastructure Fund	\$649,355	\$649,355	\$649,355	\$649,355	\$649,355	\$649,355	\$649,355	\$649,355	\$649,355	\$649,355	\$6,493,550
Marina Capital Reserve	\$0	\$80,788	\$101,100	\$503,115	\$108,738	\$17,953	\$0	\$47,230	\$5,347	\$1,881	\$866,152
Arena Capital Reserve	\$588,032	\$278,766	\$58,568	\$107,282	\$124,297	\$386,379	\$208,243	\$76,290	\$141,299	\$89,100	\$2,058,256
OCIF Funds	\$553,398	\$553,398	\$553,398	\$553,398	\$553,398	\$553,398	\$553,398	\$553,398	\$553,398	\$553,398	\$5,533,980
Canada Community Build Fund	\$352,588	\$366,691	\$366,691	\$366,691	\$366,691	\$366,691	\$366,691	\$366,691	\$366,691	\$366,691	\$3,652,810
HEWSF Fund	\$3,950,805	\$3,770,970	\$2,004,300	\$1,029,991	\$0	\$0	\$0	\$0	\$0	\$0	\$10,756,066
<b>Total</b>	<b>\$18,487,934</b>	<b>\$16,900,943</b>	<b>\$10,353,349</b>	<b>\$5,468,425</b>	<b>\$6,107,575</b>	<b>\$3,002,280</b>	<b>\$5,842,705</b>	<b>\$2,654,107</b>	<b>\$5,329,086</b>	<b>\$3,531,052</b>	<b>\$77,677,456</b>



	Annual Debt Repayment Limit									
	2026	2027	2028	2029	2030	2031	2032	2033	2034	2035
Revenues (estimated)	\$14,948,614	\$15,383,018	\$15,690,678	\$16,004,492	\$16,324,582	\$16,651,073	\$16,984,095	\$17,323,777	\$17,670,252	\$18,023,657
Taxation (estimated)	\$12,483,139	\$13,023,389	\$13,283,857	\$13,549,534	\$13,820,525	\$14,096,935	\$14,378,874	\$14,666,451	\$14,959,780	\$15,258,976
<b>Total Revenue</b>	<b>\$27,431,753</b>	<b>\$28,406,407</b>	<b>\$28,974,535</b>	<b>\$29,554,026</b>	<b>\$30,145,106</b>	<b>\$30,748,008</b>	<b>\$31,362,969</b>	<b>\$31,990,228</b>	<b>\$32,630,033</b>	<b>\$33,282,633</b>
<b>Less</b>										
OMPF	(\$1,281,900)	(\$1,281,900)	(\$1,281,900)	(\$1,281,900)	(\$1,281,900)	(\$1,281,900)	(\$1,281,900)	(\$1,281,900)	(\$1,281,900)	(\$1,281,900)
OCIF	(\$614,887)	(\$553,398)	(\$553,398)	(\$553,398)	(\$553,398)	(\$553,398)	(\$553,398)	(\$553,398)	(\$553,398)	(\$553,398)
CCBF	(\$352,588)	(\$352,588)	(\$366,691)	(\$366,691)	(\$366,691)	(\$366,691)	(\$366,691)	(\$366,691)	(\$366,691)	(\$366,691)
HEWSF	(\$3,950,805)	(\$3,770,970)	(\$2,004,300)	(\$1,029,991)	\$0	\$0	\$0	\$0	\$0	\$0
Other Ontario grants	(\$358,526)	(\$365,697)	(\$373,010)	(\$380,471)	(\$388,080)	(\$395,842)	(\$403,759)	(\$411,834)	(\$420,070)	(\$428,472)
Other Federal grants	(\$900)	(\$918)	(\$936)	(\$955)	(\$974)	(\$994)	(\$1,014)	(\$1,034)	(\$1,054)	(\$1,076)
Revenue from other Municipalities	(\$218,410)	(\$222,779)	(\$227,235)	(\$231,779)	(\$236,415)	(\$241,143)	(\$245,966)	(\$250,885)	(\$255,903)	(\$261,021)
<b>Subtotal</b>	<b>\$20,653,737</b>	<b>\$21,858,158</b>	<b>\$24,167,065</b>	<b>\$25,708,841</b>	<b>\$27,317,648</b>	<b>\$27,908,041</b>	<b>\$28,510,241</b>	<b>\$29,124,486</b>	<b>\$29,751,015</b>	<b>\$30,390,075</b>
<b>25% Net Revenue</b>	<b>\$5,163,434</b>	<b>\$5,464,539</b>	<b>\$6,041,766</b>	<b>\$6,427,210</b>	<b>\$6,829,412</b>	<b>\$6,977,010</b>	<b>\$7,127,560</b>	<b>\$7,281,121</b>	<b>\$7,437,754</b>	<b>\$7,597,519</b>
<b>Less existing Debts charges</b>										
Principal	(\$651,493)	(\$615,729)	(\$579,972)	(\$579,972)	(\$579,972)	(\$579,972)	(\$579,972)	(\$579,972)	(\$579,972)	(\$579,971)
Interest	(\$449,758)	(\$429,348)	(\$408,048)	(\$422,544)	(\$437,557)	(\$453,108)	(\$469,215)	(\$485,898)	(\$503,178)	(\$521,077)
<b>Less new debt Fire \$2,100,000 - 20yrs</b>										
Principal	(\$15,997)	(\$65,880)	(\$69,018)	(\$72,305)	(\$75,749)	(\$79,357)	(\$83,136)	(\$87,096)	(\$91,244)	(\$95,590)
Interest	(\$24,570)	(\$96,386)	(\$93,249)	(\$89,961)	(\$86,518)	(\$82,910)	(\$79,130)	(\$75,171)	(\$71,023)	(\$66,677)
<b>Less new debt Wastewater \$3,500,000 - 25 yrs</b>										
Principal	(\$37,713)	(\$78,081)	(\$81,760)	(\$85,611)	(\$89,644)	(\$93,868)	(\$98,290)	(\$102,920)	(\$107,769)	(\$112,846)
Interest	(\$80,808)	(\$158,961)	(\$155,283)	(\$151,431)	(\$147,398)	(\$143,175)	(\$138,753)	(\$134,122)	(\$129,274)	(\$124,197)
<b>Less new debt Arena Lift - \$300,000 - 10 yrs</b>										
Principal	(\$11,967)	(\$24,770)	(\$25,929)	(\$27,143)	(\$28,413)	(\$29,743)	(\$31,135)	(\$32,592)	(\$34,117)	(\$35,714)
Interest	(\$6,832)	(\$12,826)	(\$11,667)	(\$10,454)	(\$9,183)	(\$7,854)	(\$6,462)	(\$5,005)	(\$3,479)	(\$1,883)
<b>Estimated Annual Repayment Limit</b>	<b>\$3,903,096</b>	<b>\$4,020,154</b>	<b>\$4,654,437</b>	<b>\$5,025,386</b>	<b>\$5,412,574</b>	<b>\$5,544,621</b>	<b>\$5,679,064</b>	<b>\$5,815,943</b>	<b>\$5,955,294</b>	<b>\$6,097,161</b>

## Capital Budgets 2026-2035

		2026	2027	2028	2029	2030	2031	2032	2033	2034	2035	Ten Years
<b>Arena Capital Projects</b>												
Arena HVAC (D30) Renewals	252012	\$67,000	\$20,375	\$0	\$0	\$42,000	\$3,892	\$1,985	\$0	\$0	\$45,000	\$180,252
Arena Electrical / Lighting Renewals - Building	252014	\$99,623	\$0	\$4,768	\$84,953	\$0	\$1,297	\$132,326	\$0	\$0	\$0	\$322,967
Arena Plumbing Renewals - Building	252015	\$26,967	\$20,487	\$0	\$0	\$0	\$1,297	\$0	\$4,290	\$52,315	\$0	\$105,356
Arena Interior Renewals - Building	252018	\$88,317	\$182,500	\$43,600	\$13,242	\$10,000	\$10,000	\$10,000	\$72,000	\$27,512	\$13,500	\$470,671
Arena Elevator Replacement - Building	252021	\$255,000	\$0	\$0	\$0	\$0	\$0	\$0	\$0	\$0	\$0	\$255,000
Arena Overhead Netting Replacement - Building	252022	\$29,375	\$0	\$0	\$0	\$0	\$0	\$0	\$0	\$0	\$0	\$29,375
Arena Exterior Painting Renewals - Building	252023	\$0	\$51,000	\$0	\$0	\$0	\$0	\$0	\$0	\$0	\$0	\$51,000
Arena Parking Lot & Sidewalk Renewals - Building	252025	\$0	\$0	\$0	\$0	\$0	\$0	\$0	\$0	\$25,500	\$30,600	\$56,100
Arena Exterior Door Control Upgrades - Building	252026	\$0	\$0	\$10,200	\$0	\$0	\$0	\$0	\$0	\$0	\$0	\$10,200
Arena Canteen & Kitchen Appliance Renewals - Building	252027	\$0	\$0	\$0	\$0	\$65,000	\$0	\$0	\$0	\$0	\$0	\$65,000
Arena Outdoor Digital Sign Renewals - Building	252028	\$0	\$0	\$0	\$0	\$0	\$0	\$0	\$0	\$15,300	\$0	\$15,300
Arena Shell (B) Renewals	262001	\$10,000	\$4,405	\$0	\$4,723	\$7,297	\$0	\$55,000	\$0	\$13,172	\$0	\$94,597
Arena Fire, Security, Safety & Emergency Lighting (D40, D50 & F20) Renewals	262002	\$11,750	\$0	\$0	\$4,364	\$0	\$0	\$8,932	\$0	\$0	\$0	\$25,046
Arena Outdoor Site (G20) Renewals	262003	\$0	\$0	\$0	\$0	\$0	\$3,892	\$0	\$0	\$7,500	\$0	\$11,392
Arena Storage Garage Project (Facility Expansion)	262004	\$0	\$0	\$0	\$0	\$0	\$366,000	\$0	\$0	\$0	\$0	\$366,000
<b>Subtotal Arena Capital Projects</b>	15	<b>\$ 588,032</b>	<b>\$ 278,766</b>	<b>\$ 58,568</b>	<b>\$ 107,282</b>	<b>\$ 124,297</b>	<b>\$ 386,379</b>	<b>\$ 208,243</b>	<b>\$ 76,290</b>	<b>\$ 141,299</b>	<b>\$ 89,100</b>	<b>\$ 2,058,256</b>

## Recreation Fleet Replacement

Recreation Fleet Unit 302 Renewal (3/4 Ton Truck) - Vehicle	252001	\$0	\$0	\$0	\$0	\$0	\$0	\$0	\$0	\$0	\$90,000	\$90,000
Recreation Fleet Unit 301 Renewal (1/2 Ton Truck) - Vehicle	252002	\$86,700	\$0	\$0	\$0	\$0	\$0	\$0	\$0	\$0	\$0	\$86,700
Recreation Fleet Unit 303 Renewal (1/2 Ton Truck) - Vehicle	252003	\$0	\$0	\$86,700	\$0	\$0	\$0	\$0	\$0	\$0	\$0	\$86,700
Recreation Fleet Unit 311 Renewal (Ride On Mower) - Equipment	252005	\$32,640	\$0	\$0	\$0	\$0	\$0	\$0	\$0	\$0	\$0	\$32,640
Recreation Ice Edger Renewal	252006	\$7,140	\$0	\$0	\$0	\$0	\$0	\$0	\$0	\$0	\$0	\$7,140
Recreation Fleet 316 Renewal (Side by Side) - Equipment	252008	\$0	\$25,500	\$0	\$0	\$0	\$0	\$0	\$0	\$0	\$0	\$25,500
Recreation Zamboni Renewal (Unit 314)	252009	\$0	\$0	\$0	\$204,000	\$0	\$0	\$0	\$0	\$0	\$0	\$204,000
Recreation Fleet Unit 313 Renewal (Utility Tractor/Mower) - Equipment	252010	\$0	\$0	\$0	\$0	\$0	\$0	\$0	\$0	\$40,800	\$0	\$40,800
<b>Subtotal Recreational Fleet Capital Replacements</b>	8	<b>\$ 126,480</b>	<b>\$ 25,500</b>	<b>\$ 86,700</b>	<b>\$ 204,000</b>	<b>\$ -</b>	<b>\$ -</b>	<b>\$ -</b>	<b>\$ -</b>	<b>\$ 40,800</b>	<b>\$ 90,000</b>	<b>\$ 573,480</b>

## Marina Capital Projects

Marina Floating Dock Replacements - Docks	251002	\$0	\$0	\$0	\$495,465	\$97,553	\$0	\$0	\$0	\$0	\$0	\$593,018
Marina Main Bldg Hot Water Tank Replacement - Building	251005	\$0	\$14,000	\$0	\$0	\$0	\$0	\$0	\$0	\$0	\$0	\$14,000
Marina Sea-Doo Docks Addition - Docks	251008	\$0	\$0	\$71,400	\$0	\$0	\$0	\$0	\$0	\$0	\$0	\$71,400
Marina Sump Pump Replacement - Building	251009	\$0	\$0	\$0	\$7,650	\$0	\$0	\$0	\$0	\$0	\$0	\$7,650
Marina Main Bldg Electrical Renewals - Building	251010	\$0	\$0	\$0	\$0	\$0	\$13,320	\$0	\$10,500	\$2,274	\$0	\$26,094
Marina Main Building Shell (B) Renewals	261001	\$0	\$2,000	\$29,700	\$0	\$0	\$0	\$0	\$36,730	\$0	\$0	\$68,430
Marina Main Building Interior (C) Renewals	261002	\$0	\$24,538	\$0	\$0	\$0	\$0	\$0	\$0	\$0	\$0	\$24,538
Marina Main Building Exterior Site (G) Renewals	261003	\$0	\$35,208	\$0	\$0	\$2,839	\$4,633	\$0	\$0	\$3,073	\$1,881	\$47,634

## Capital Budgets 2026-2035

Marina Satellite Building Interior (C) Renewals

### Subtotal Marina Capital Projects

### Fire Capital Projects

Fire Fleet Truck 3 (1/2 Ton Pickup) Renewal - Vehicle  
 Fire Fleet Rescue 5 (3/4 Ton Pickup) Renewal - Vehicle  
 Fire Fleet Marine 6 (Boat) Renewal - Vehicle  
 Fire Fleet Truck 1 (1/2 Ton Pickup) Renewal - Vehicle  
 Fire Extrication Tool Renewals - Equipment  
 Fire Air Supply Equipment Renewals - Equipment  
 Fire Communications Renewals - Equipment

### Subtotal Fire Capital Projects

### Police Capital Projects

Police Fleet Unit 1752 (Patrol Unit) - Payment #2 - Vehicle  
 Police IT Renewals - Dispatch Equipment  
 Police Protect Vest Renewals - Body Armour  
 Police Intoxilyzer Renewal - Equipment  
 Police Fleet Unit 1751 (Patrol Unit) - Vehicle  
 Police Fleet Unit 1753 (Patrol Unit) - Vehicle  
 Police Fleet Unit 1754 Court/Course  
 Police server upgrades (OPTIC)  
 Police CEW (Tasers)  
 Police rapid deployment - Hard Armour  
 Police Speed detection devices - in vehicle & static  
 Police Portable Radio Project

### Subtotal Police Capital Projects

### Wastewater Capital Projects

EEPS Upgrade Project (Chemical Building/Storage, 2nd Wet Well) - Sanitary Sewer Network  
 EEPS Pump Renewals - Sanitary Sewer Network  
 Lagoon Forcemain Twinning Project - Sanitary Sewer Network  
 Lagoon Cell #1 Influent / Bypass Chamber Renewal - Sanitary Sewer Network  
 Lagoon Cell #2 Berm Rehabilitation - Sanitary Sewer Network  
 Lagoon Cell #3 Berm Rehabilitation - Sanitary Sewer Network  
 Lagoon Sludge Removal - Sanitary Sewer Network  
 WWC Arthur St (Charles St S to Deadend E of William St S) Sewermain Replacement - Sanitary Sewer Network  
 WWC Birch St (King St W to Second St) Sewermain Replacement - Sanitary Sewer Network

	2026	2027	2028	2029	2030	2031	2032	2033	2034	2035	Ten Years
261004	\$0	\$5,042	\$0	\$0	\$8,346		\$0	\$0		\$0	\$13,388
9	\$ -	\$ 80,788	\$ 101,100	\$ 503,115	\$ 108,738	\$ 17,953	\$ -	\$ 47,230	\$ 5,347	\$ 1,881	\$ 866,152

253001							\$91,800				\$91,800
253002	\$88,434							\$93,840			\$182,274
253003			\$173,400								\$173,400
253004				\$86,700							\$86,700
253005									\$76,500		\$76,500
253006				\$76,500	\$221,554					\$76,500	\$374,554
253007		\$173,400									\$173,400
7	\$ 88,434	\$ 173,400	\$ 173,400	\$ 163,200	\$ 221,554	\$ -	\$ 91,800	\$ 93,840	\$ 76,500	\$ 76,500	\$ 1,158,628

254001	\$0	\$0	\$0	\$0	\$45,000	\$25,000	\$0	\$0	\$0	\$0	\$70,000
254002	\$5,000	\$5,000	\$5,000	\$15,000	\$5,000	\$15,000	\$5,000	\$5,000	\$5,000	\$5,000	\$70,000
254004	\$5,000	\$0	\$0	\$0	\$5,000	\$10,000	\$0	\$0	\$0	\$10,000	\$30,000
254005	\$0	\$0	\$0	\$0	\$0	\$0	\$0	\$12,500	\$0	\$0	\$12,500
254006	\$35,000	\$35,000	\$0	\$0	\$0	\$0	\$45,000	\$25,000	\$0	\$0	\$140,000
254007	\$0	\$0	\$45,000	\$25,000	\$0	\$0	\$0	\$0	\$45,000	\$25,000	\$140,000
254008	\$0	\$0	\$0	\$15,000	\$0	\$0	\$0	\$0	\$15,000	\$0	\$30,000
254009	\$0	\$11,000	\$11,000	\$0	\$0	\$0	\$0	\$25,000	\$0	\$0	\$47,000
254010	\$0	\$20,000	\$0	\$0	\$0	\$0	\$20,000	\$0	\$0	\$0	\$40,000
254011	\$5,000	\$0	\$0	\$0	\$0	\$5,000	\$0	\$0	\$0	\$0	\$10,000
254012	\$5,000	\$0	\$5,000	\$0	\$5,000	\$0	\$5,000	\$0	\$5,000	\$0	\$25,000
254013	\$25,000	\$25,000	\$0	\$0	\$0	\$0	\$0	\$0	\$0	\$25,000	\$75,000
12	\$80,000	\$96,000	\$66,000	\$55,000	\$60,000	\$55,000	\$75,000	\$67,500	\$70,000	\$65,000	\$689,500

250029	\$975,000										\$975,000
250030						\$66,300		\$66,300			\$132,600
250031	\$1,000,000	\$8,500,000									\$9,500,000
250032	\$902,000										\$902,000
250033		\$153,000	\$1,774,800								\$1,927,800
250034			\$153,000	\$1,866,600							\$2,019,600
250035	\$3,222,500	\$15,300			\$433,500		\$969,000		\$510,000		\$5,150,300
250037	\$812,120										\$812,120
250038	\$50,000	\$730,000									\$780,000

## Capital Budgets 2026-2035

		2026	2027	2028	2029	2030	2031	2032	2033	2034	2035	Ten Years
WWC Wellington St (Stone St S to Charles St S) Sewermain Replacement - Sanitary Sewer Network	250039				\$51,000	\$579,360						\$630,360
WWC Wellington St (Charles St S to William St S) Sewermain Replacement - Sanitary Sewer Network	250040						\$51,000	\$771,120				\$822,120
WWC Tanner St / First St (King St W to River St) Sewermain Replacement - Sanitary Sewer Network	250041								\$51,000	\$771,120		\$822,120
WWC Service Lateral Relining & Replacement / Manhole Reburishment Program - Sanitary Sewer Network	250043	\$25,500	\$25,500	\$25,500	\$25,500	\$25,500	\$25,500	\$25,500	\$25,500	\$25,500	\$25,500	\$255,000
WWC Water Street PS#2 Pump Renewals - Sanitary Sewer Network	250044	\$15,300		\$15,300								\$30,600
WWC Main Street PS#3 Pump Renewals - Sanitary Sewer Network	250045			\$35,700		\$35,700						\$71,400
WWC SSPS Controls Renewal - Sanitary Sewer Network	250046						\$51,000					\$51,000
WWC SSPS Pump Renewals - Sanitary Sewer Network	250047	\$17,850					\$17,850	\$17,850				\$53,550
WWC Manhole #18 Renewals - Sanitary Sewer Network	250048	\$35,700	\$96,900									\$132,600
PW Utilities Fleet Renewal (Mobile #4) - Sanitary Sewer Network	250049										\$43,500	\$43,500
PW Utilities Fleet Renewal (Mobile #1) - Sanitary Sewer Network	250050		\$43,350									\$43,350
PW Utilities Fleet Renewal (Mobile #3) - Sanitary Sewer Network	250051						\$43,350					\$43,350
PW Utilities Fleet Renewal (Mobile #2) - Sanitary Sewer Network	250052								\$43,350			\$43,350
Lagoon Cell #1 Liner Rehabilitation - Sanitary Sewer Network - Sanitary Sewer Network	260002	\$2,250,000										\$2,250,000
Lagoon Cell #2 Storm Drainage Repair - Sanitary Sewer Network	260003	\$50,000										\$50,000
WWC Sewer Camera - Sanitary Sewer Network	260004	\$100,000										\$100,000
Oak St (First St to Second St) Sewermain Replacement - Sanitary Sewer Network	260006										\$50,000	\$50,000
<b>Subtotal Wastewater Projects</b>	<b>26</b>	<b>\$9,455,970</b>	<b>\$9,564,050</b>	<b>\$2,004,300</b>	<b>\$1,943,100</b>	<b>\$1,074,060</b>	<b>\$255,000</b>	<b>\$1,783,470</b>	<b>\$186,150</b>	<b>\$1,306,620</b>	<b>\$119,000</b>	<b>\$27,691,720</b>

## Water Capital Projects

WTP Garage Door Replacement - Water Network	250001	\$0	\$0	\$45,900	\$0	\$0	\$0	\$0	\$0	\$0	\$0	\$45,900
WTP Interior Renewals - Water Network	250002	\$0	\$0		\$0	\$10,200	\$0					\$10,200
WTP HVAC Upgrades/Renewals - Water Network	250003	\$175,000	\$0		\$0				\$0	\$50,000		\$225,000
WTP Air Compressor Replacement - Water Network	250004		\$0	\$15,300	\$0							\$15,300
WTP SCADA Renewals - Water Network	250005	\$18,000	\$0		\$0			\$127,500				\$145,500
WTP Chemical Treatment Renewals - Water Network	250006		\$71,400		\$0			\$0		\$75,000		\$146,400
WTP Electrical/Instrumentation Renewals - Water Network	250007	\$30,000	\$81,600	\$0	\$0	\$56,100	\$45,900			\$0		\$213,600
WTP Low Lift Pump & Rapid Mixer Renewals - Water Network	250008	\$40,000			\$0	\$25,500	\$25,500	\$35,700		\$45,000		\$171,700
WTP GAC Filter Media Renewals - Water Network	250009		\$240,000					\$0	\$255,000			\$495,000
WTP Backwash Renewals - Water Network	250010		\$0	\$58,650	\$58,650					\$0		\$117,300
WTP Intake, Clearwell & Reservoir Cleaning / Inspection - Water Network	250011				\$0	\$25,500						\$25,500
WTP High Lift Pump Renewals - Water Network	250012				\$30,600			\$30,600		\$32,640		\$93,840
WTP Wastewater Transfer Renewals - Water Network	250013	\$40,000								\$25,500		\$65,500
WD Arthur St (Charles St S to sub - Arthur st) Watermain Replacement - Water Network	250015	\$880,000										\$880,000
WD Birch St (King St W to Second St) Watermain Replacement - Water Network	250016	\$51,000	\$969,000									\$1,020,000
WD Wellington St (Stone St S to Charles St S) Watermain Replacement - Water Network	250017				\$51,000	\$739,500						\$790,500
WD Wellington St (Charles St S to William St S) Watermain Replacement - Water Network	250018						\$51,000	\$703,800				\$754,800
WD Tanner St / First St (King St W to River St) Water Feeder Main & Watermain Replacement - Water Network	250019								\$51,000	\$869,040		\$920,040
WD Hydrant Replacement/Rebuild Program - Water Network	250021	\$25,500	\$25,500	\$25,500	\$25,500	\$25,500	\$25,500	\$25,500	\$25,500	\$25,500	\$25,500	\$255,000

## Capital Budgets 2026-2035

		2026	2027	2028	2029	2030	2031	2032	2033	2034	2035	Ten Years
WD Valve Replacement Program - Water Network	250022	\$25,500		\$25,500		\$25,500		\$25,500		\$25,500		\$127,500
WD Bulk Fill Station Project (New) - Water Network	250024		\$76,500	\$0								\$76,500
WD Water Tower Renewal - Water Network	250025	\$905,000										\$905,000
WD Lead Service Replacement Program - Water Network	250026	\$25,500	\$25,500	\$25,500	\$25,500	\$25,500	\$25,500	\$25,500	\$25,500	\$25,500	\$25,500	\$255,000
WD Curbstop Replacement Program - Water Network	250028	\$25,500		\$25,500			\$25,500			\$25,500		\$102,000
PW Utilities Fleet Renewal (Mobile #1) - Water Network	250050		\$43,350									\$43,350
PW Utilities Fleet Renewal (Mobile #3) - Water Network	250051						\$43,350					\$43,350
PW Utilities Fleet Renewal (Mobile #2) - Water Network	250052								\$43,350			\$43,350
PW Utilities Vacuum Valve Trailer Renewal - Water Network	250053						\$96,900					\$96,900
PW Utilities Equipment Renewals - Water Network	250054	\$15,300				\$5,100						\$20,400
WD Watermain Relining Pilot Project	260001	\$1,000,000										\$1,000,000
Oak St (First St to Second St) Watermain Replacement - Water Network	260005										\$50,000	\$50,000
WTP Condition Assessment	260007			\$70,000								\$70,000
<b>Subtotal Water Capital Projects</b>	32	<b>\$3,256,300</b>	<b>\$1,532,850</b>	<b>\$291,850</b>	<b>\$191,250</b>	<b>\$938,400</b>	<b>\$339,150</b>	<b>\$974,100</b>	<b>\$400,350</b>	<b>\$1,199,180</b>	<b>\$101,000</b>	<b>\$9,224,430</b>

## Public Works Fleet Replacement

PW Roads Unit 119 (1/2 ton to 1 ton Pickup) Replacement / Upgrade	255001	\$0	\$0	\$0	\$0	\$0	\$0	\$0	\$0	\$0	\$75,000	\$75,000
PW Roads Unit 110 (1/2 ton Pickup) Replacement	255002	\$0	\$0	\$0	\$0	\$0	\$0	\$75,000	\$0	\$0	\$0	\$75,000
Track Skid Steer w/ 6-way grader blade attachment & carbide tip Hartley rake	255003	\$0	\$0	\$0	\$0	\$0	\$0	\$0	\$0	\$0	\$190,000	\$190,000
PW Roads Unit 131 (Backhoe) Replacement	255005	\$340,000	\$0	\$0	\$0	\$0	\$0	\$0	\$0	\$0	\$0	\$340,000
Trailer-Mounted Asphalt Hot Box	255006	\$0	\$70,000	\$0	\$0	\$0	\$0	\$0	\$0	\$0	\$0	\$70,000
13-ton Wheeled Excavator w/ tooth bucket, ditching bucket, trench bucket, quick coupler, mower head	255008	\$0	\$0	\$0	\$0		\$400,000	\$0	\$0	\$0	\$0	\$400,000
PW Roads Unit 118 (Vacuum Truck) Replacement	255009	\$420,000	\$0	\$0	\$0	\$0	\$0	\$0	\$0	\$0	\$0	\$420,000
PW Roads Unit 102 (3/4-ton Pickup) Replacement	255010	\$0	\$75,000	\$0	\$0	\$0	\$0	\$0	\$0	\$75,000	\$0	\$150,000
PW Roads Unit 112 (Dump Truck) Replacement	255011	\$0	\$0	\$0	\$380,000	\$0	\$0	\$0	\$0	\$0	\$0	\$380,000
Hydraulic Winch for Bandit 200XP Wood Chipper	255012	\$0	\$15,000	\$0	\$0	\$0	\$0	\$0	\$0	\$0	\$0	\$15,000
Mini Garbage Compactor Truck	255014	\$0	\$0	\$0	\$0	\$0	\$0	\$150,000	\$0	\$0	\$0	\$150,000
PW Roads Unit 114 (Bucket Truck) Replacement	255015	\$0	\$0	\$360,000	\$0	\$0	\$0	\$0	\$0	\$0	\$0	\$360,000
PW Roads Unit 136 (Culvert Steamer) Replacement	255016	\$0	\$0	\$25,000	\$0	\$0	\$0	\$0	\$0	\$0	\$0	\$25,000
PW Roads Unit 115 (Plow Truck) Replacement	255017	\$0	\$380,000	\$0	\$0	\$0	\$0	\$0	\$0	\$0	\$0	\$380,000
PW Roads Unit 134 (Trackless) Replacement	255018	\$190,000	\$0	\$0	\$0	\$0	\$0	\$0	\$0	\$0	\$0	\$190,000
PW Roads Unit 135 (Wood Chipper) Replacement	255019	\$0	\$0	\$0	\$0	\$0	\$0	\$0	\$0	\$55,000	\$0	\$55,000
PW Roads Unit 116 (Plow Truck) Replacement	255020	\$0	\$0	\$0	\$0	\$410,000	\$0	\$0	\$0	\$0	\$0	\$410,000
PW Roads Unit 111 (1 ton Pickup) Replacement	255021	\$0	\$0	\$0	\$75,000	\$0	\$0	\$0	\$0	\$0	\$0	\$75,000
PW Roads Unit 101 (1/2 ton Pickup) Replacement	255022	\$0	\$0	\$0	\$70,000	\$0	\$0	\$0	\$0	\$0	\$0	\$70,000
PW Roads Unit 117 (1/2 ton Pickup) Replacement	255023	\$0	\$0	\$0	\$0	\$70,000	\$0	\$0	\$0	\$0	\$0	\$70,000
PW Roads Unit 120 (Plow Truck) Replacement	255024	\$0	\$0	\$0	\$0	\$0	\$0	\$0	\$0	\$380,000	\$0	\$380,000
PW Roads Unit 133 (Trackless) Replacement	265001	\$0	\$0	\$0	\$0	\$0	\$0	\$0	\$0	\$0	\$230,000	\$230,000
<b>Subtotal Public Works Fleet Capital Replacements</b>	22	<b>\$950,000</b>	<b>\$540,000</b>	<b>\$385,000</b>	<b>\$525,000</b>	<b>\$480,000</b>	<b>\$400,000</b>	<b>\$225,000</b>	<b>\$0</b>	<b>\$510,000</b>	<b>\$495,000</b>	<b>\$4,510,000</b>

## Capital Budgets 2026-2035

		2026	2027	2028	2029	2030	2031	2032	2033	2034	2035	Ten Years
<b>Public Works Capital Projects</b>												
PW Roads Annual ACMP (Asphalt, Concrete, Milling & Paving) Program	245901	\$718,100	\$732,400	\$747,100	\$762,000	\$777,300	\$792,800	\$808,700	\$824,800	\$841,300	\$858,100	\$7,862,600
Rail-to-Trail Pedestrian Bridge Replacement	245904	\$123,500	\$0	\$4,000,000	\$0	\$0	\$0	\$0	\$0	\$0	\$0	\$4,123,500
Storm Sewer Maintenance Program	245906	\$350,000	\$250,000	\$0	\$250,000		\$250,000		\$250,000		\$250,000	\$1,600,000
PW Roads Black Snappers Pedestrian Bridge Rehabilitation	255026	\$100,000	\$0	\$0	\$0	\$0	\$0	\$0	\$0	\$0	\$0	\$100,000
PW Roads Water Street Swing Bridge Rehabilitation	255027	\$60,000	\$2,000,000	\$0	\$0	\$0	\$0	\$0	\$0	\$0	\$0	\$2,060,000
PW Office Facility Capital Repairs & Maintenance	255028	\$20,000	\$0	\$0	\$0	\$0	\$0	\$0	\$0	\$0	\$0	\$20,000
PW Garage Facility Capital Repairs & Maintenance	255029	\$40,000	\$0	\$0	\$0	\$0	\$0	\$0	\$0	\$0	\$0	\$40,000
PW Yard Fueling Facility Upgrades / Renewals	265003	\$25,000	\$0	\$0	\$0	\$0	\$0	\$0	\$0	\$0	\$0	\$25,000
<b>Subtotal Public Works Capital Projects</b>	<b>8</b>	<b>\$1,436,600</b>	<b>\$2,982,400</b>	<b>\$4,747,100</b>	<b>\$1,012,000</b>	<b>\$777,300</b>	<b>\$1,042,800</b>	<b>\$808,700</b>	<b>\$1,074,800</b>	<b>\$841,300</b>	<b>\$1,108,100</b>	<b>\$15,831,100</b>

### Public Works Road Projects

Arthur St (Charles St S to end Arthur St) Road & Sidewalk Reconstruction	255031	\$1,100,000	\$0	\$0	\$0	\$0	\$0	\$0	\$0	\$0	\$0	\$1,100,000
Arthur St (Charles St S to end Arthur St) Storm Sewer Replacement	255032	\$1,100,000	\$0	\$0	\$0	\$0	\$0	\$0	\$0	\$0	\$0	\$1,100,000
Birch St (King St W to Second St) Road & Sidewalk Reconstruction	255033	\$51,000	\$663,000	\$0	\$0	\$0	\$0	\$0	\$0	\$0	\$0	\$714,000
Birch St (King St W to Second St) Storm Sewer Replacement	255034	\$51,000	\$204,000	\$0	\$0	\$0	\$0	\$0	\$0	\$0	\$0	\$255,000
Wellington St (Stone St S to Charles St S) Road & Sidewalk Reconstruction	255035	\$0	\$0	\$0	\$51,000	\$306,000	\$0	\$0	\$0	\$0	\$0	\$357,000
Wellington St (Stone St S to Charles St S) Storm Sewer Replacement	255036	\$0	\$0	\$0	\$51,000	\$688,500	\$0	\$0	\$0	\$0	\$0	\$739,500
Wellington St (Charles St S to William St S) Road & Sidewalk Reconstruction	255037	\$0	\$0	\$0	\$0	\$0	\$51,000	\$255,000	\$0	\$0	\$0	\$306,000
William St S (Charles St S to William St S & Pine St to Wellington St) Storm Sewer Replacement	255038	\$0	\$0	\$0	\$0	\$0	\$51,000	\$688,500	\$0	\$0	\$0	\$739,500
Tanner St / First St (King St W to River St) Road & Sidewalk Reconstruction	255039	\$0	\$0	\$0	\$0	\$0	\$0	\$0	\$51,000	\$331,500	\$338,130	\$720,630
Tanner St / First St (King St W to River St) Storm Sewer Replacement	255040	\$0	\$0	\$0	\$0	\$0	\$0	\$0	\$51,000	\$357,000	\$364,140	\$772,140
Elizabeth Street Parkette Stormwater Outfall Rehabilitation	255041	\$75,000	\$0	\$0	\$0	\$0	\$0	\$0	\$0	\$0	\$0	\$75,000
King St E / Wilson Dr Intersection Re-alignment / Arena Parking Lot Reconstruction	265002	\$0	\$100,000	\$2,000,000	\$0	\$0	\$0	\$0	\$0	\$0	\$0	\$2,100,000
Oak St (First St to Second St) Road & Sidewalk Reconstruction	265004	\$0	\$0	\$0	\$0	\$0	\$0	\$0	\$0	\$0	\$51,000	\$51,000
Oak St (First St to Second St) Storm Sewer Replacement	265005	\$0	\$0	\$0	\$0	\$0	\$0	\$0	\$0	\$0	\$51,000	\$51,000
<b>Subtotal Road Reconstruction Projects</b>	<b>14</b>	<b>\$2,377,000</b>	<b>\$967,000</b>	<b>\$2,000,000</b>	<b>\$102,000</b>	<b>\$994,500</b>	<b>\$102,000</b>	<b>\$943,500</b>	<b>\$102,000</b>	<b>\$688,500</b>	<b>\$804,270</b>	<b>\$9,080,770</b>

### Facilities

Facilities 1000 Islands History Museum Substructure (A) Renewals	266001	\$0	\$10,000	\$0	\$0	\$0	\$0	\$0	\$0	\$0	\$0	\$10,000
Facilities 1000 Islands History Museum Shell & Exterior (B & G20) Renewals	266002	\$0	\$13,500	\$0	\$0	\$0	\$0	\$162,053	\$0	\$0	\$0	\$175,553
Facilities 1000 Islands History Museum Interior (C) Renewals	266003	\$0	\$18,500	\$0	\$0	\$8,379	\$0	\$65,798	\$5,928	\$1,058	\$3,212	\$102,875
Facilities 1000 Islands History Museum Plumbing (D20) Renewals	266004	\$0	\$6,635	\$0	\$2,282	\$0	\$0	\$0	\$11,115	\$0	\$17,346	\$37,378
Facilities 1000 Islands History Museum HVAC (D30) Renewals	266005	\$0	\$12,750	\$0	\$2,282	\$6,983	\$0	\$0	\$4,940	\$0	\$642	\$27,597
Facilities 1000 Islands History Museum Fire Protection/Alarm, Security & Emergency Lighting (D40/50) Renewals	266006	\$0	\$13,290	\$29,362	\$0	\$0	\$0	\$0	\$0	\$0	\$0	\$42,652
Facilities 1000 Islands History Museum Electrical (D50 & G40) Renewals	266007	\$0	\$1,500	\$11,353	\$0	\$6,983	\$0	\$0	\$0	\$0	\$0	\$19,836
Facilities 1000 Islands Boat Museum Building A HVAC (D30) Renewals	266008	\$0	\$548	\$0	\$0	\$6,983	\$0	\$0	\$6,175	\$0	\$0	\$13,706

## Capital Budgets 2026-2035

		2026	2027	2028	2029	2030	2031	2032	2033	2034	2035	Ten Years
Facilities 1000 Islands Boat Museum Building B Shell & Exterior (B & G20) Renewals	266010	\$0	\$0	\$0	\$2,282	\$5,819	\$0	\$0	\$14,820	\$0	\$0	\$22,920
Facilities 1000 Islands Boat Museum Building C Shell & Exterior (B & G20) Renewals	266012	\$0	\$0	\$0	\$0	\$0	\$211,954	\$0	\$0	\$0	\$0	\$211,954
Facilities 1000 Islands Boat Museum Building C HVAC (D30) Renewals	266013	\$0	\$0	\$0	\$0	\$0	\$0	\$0	\$0	\$0	\$11,955	\$11,955
Facilities 1000 Islands Boat Museum Building C Electrical (D50 & G40) Renewals	266014	\$0	\$2,443	\$0	\$0	\$0	\$29,620	\$0	\$0	\$0	\$0	\$32,063
Facilities 1000 Islands Boat Museum Building D Interior (C) Renewals	266015	\$0	\$5,000	\$0	\$0	\$15,711	\$0	\$0	\$0	\$0	\$0	\$20,711
Facilities 1000 Islands Boat Museum Building D Electrical (D50 & G40) Renewals	266016	\$0	\$0	\$12,584	\$0	\$1,746	\$0	\$0	\$0	\$9,448	\$0	\$23,777
Facilities Town Park Bandshell Shell & Exterior (B & G20) Renewals	266017	\$5,500	\$0	\$24,498	\$0	\$0	\$0	\$0	\$60,649	\$0	\$0	\$90,647
Facilities Clock Tower Shell (B) Renewals	256001	\$0	\$90,217	\$0	\$0	\$0	\$8,845	\$0	\$35,317	\$0	\$56,282	\$190,661
Facilities Clock Tower Interior (C) Renewals	256002	\$0	\$64,248	\$0	\$0	\$0	\$10,989	\$0	\$0	\$0	\$0	\$75,237
Facilities Customs Building Shell (B) Renewals	266018	\$0	\$13,821	\$0	\$0	\$0	\$0	\$68,647	\$0	\$0	\$0	\$82,468
Facilities Customs Building Interior (C) Renewals	266019	\$0	\$0	\$0	\$0	\$0	\$0	\$15,993	\$0	\$0	\$0	\$15,993
Facilities Customs Building HVAC (D30) Renewals	266021	\$0	\$0	\$0	\$0	\$0	\$10,304	\$1,367	\$0	\$0	\$0	\$11,671
Facilities ES Building Shell & Exterior (B & G20) Renewals	266023	\$1,500	\$16,778	\$0	\$10,474	\$0	\$0	\$268,456	\$0	\$9,637	\$0	\$306,844
Facilities ES Building Interior (C) Renewals	266024	\$0	\$0	\$79,358	\$1,455	\$45,000	\$61,674	\$33,345	\$0	\$89,299	\$0	\$310,130
Facilities ES Building Plumbing (D20) Renewals	266025	\$1,500	\$0	\$38,228	\$0	\$0	\$0	\$12,350	\$14,262	\$1,285	\$0	\$67,625
Facilities ES Building HVAC (D30) Renewals	266026	\$1,927	\$0	\$5,819	\$5,819	\$0	\$0	\$0	\$0	\$964	\$9,448	\$23,976
Facilities ES Building Fire Alarm, Emergency Lighting/Equipment & Security (D40/50) Renewals	266027	\$7,500	\$210,626	\$0	\$0	\$0	\$0	\$0	\$0	\$0	\$0	\$218,126
Facilities ES Building Electrical (D50 & G40) Renewals	266028	\$3,162	\$4,642	\$79,703	\$1,047	\$0	\$0	\$0	\$19,840	\$0	\$0	\$108,395
Facilities ES Building Exterior Site (G20/40) Renewals	266030	\$0	\$62,899	\$0	\$0	\$0	\$0	\$18,525	\$0	\$0	\$0	\$81,424
Facilities JSHP Washrooms Plumbing (D20) Renewals	266032	\$1,500	\$0	\$0	\$0	\$0	\$0	\$0	\$0	\$13,213	\$0	\$14,713
Facilities JSHP Splashpad Equipment Renewals	266033	\$0	\$0	\$0	\$21,829	\$0	\$0	\$0	\$0	\$0	\$0	\$21,829
Facilities Kinsmen Gazebo Removal	266034	\$0	\$0	\$0	\$10,000	\$0	\$0	\$0	\$0	\$0	\$0	\$10,000
Facilities Little Pump House Shell (B) Renewals	256005	\$11,425	\$0	\$0	\$0	\$0	\$4,355	\$0	\$3,486	\$0	\$13,635	\$32,901
Facilities Old Pumphouse Substructure (A) Renewals	266047	\$0	\$0	\$0	\$14,000	\$0	\$0	\$0	\$0	\$0	\$0	\$14,000
Facilities Old Pumphouse Shell (B) Renewals	266048	\$0	\$0	\$0	\$130,800	\$0	\$2,399	\$0	\$0	\$0	\$0	\$133,199
Facilities Old Pumphouse Interior (C) Renewals	266049	\$0	\$0	\$0	\$72,860	\$0	\$0	\$0	\$0	\$23,617	\$0	\$96,477
Facilities Old Pumphouse Plumbing (D20) Renewals	266050	\$0	\$0	\$0	\$26,369	\$0	\$0	\$0	\$0	\$5,000	\$0	\$31,369
Facilities Old Pumphouse HVAC (D30) Renewals	266051	\$0	\$0	\$0	\$10,114	\$0	\$0	\$0	\$0	\$9,854	\$410	\$20,378
Facilities Old Pumphouse Exterior Site Renewals	266052	\$0	\$0	\$0	\$6,752	\$0	\$3,788	\$0	\$0	\$0	\$16,617	\$27,157
Facilities Old Pumphouse Electrical (D50) Renewals	266106	\$0	\$0	\$0	\$9,228	\$1,857	\$0	\$0	\$0	\$804	\$0	\$11,889
Facilities Town Hall Shell & Exterior (B & G20) Renewals	266053	\$36,955	\$0	\$0	\$0	\$110,185	\$12,061	\$0	\$0	\$29,651	\$0	\$188,852
Facilities Town Hall Interior (C) Renewals	266054	\$0	\$0	\$6,728	\$0	\$10,500	\$0	\$0	\$0	\$0	\$81,807	\$99,035
Facilities Town Hall HVAC (D30) Renewals	266055	\$6,069	\$0	\$0	\$0	\$0	\$0	\$0	\$0	\$13,942	\$0	\$20,011
Facilities Town Hall Electrical (D50 & G40) Renewals	266056	\$0	\$22,400	\$0	\$0	\$8,208	\$3,864	\$0	\$0	\$42,898	\$5,802	\$83,173
Facilities Town Hall Substructure (A) Repairs	266101	\$13,500	\$0	\$0	\$0	\$0	\$0	\$0	\$0	\$0	\$0	\$13,500
Facilities Library & VC Substructure (A) Renewals	266058	\$0	\$0	\$0	\$50,460	\$0	\$0	\$0	\$0	\$0	\$0	\$50,460
Facilities Library & VC Shell & Exterior (B & G20) Renewals	266059	\$0	\$0	\$0	\$52,940	\$235,319	\$0	\$0	\$0	\$0	\$0	\$288,259

## Capital Budgets 2026-2035

Capital Budgets 2026-2035		2026	2027	2028	2029	2030	2031	2032	2033	2034	2035	Ten Years
Facilities Library & VC Interior (C) Renewals	266060	\$0	\$0	\$0	\$0	\$133,111	\$0	\$0	\$256,644	\$0	\$0	\$389,755
Facilities Library & VC Plumbing (D20) Renewals	266061	\$0	\$0	\$37,198	\$0	\$0	\$0	\$3,220	\$0	\$0	\$0	\$40,418
Facilities Library & VC HVAC (D30) Renewals	266062	\$6,440	\$4,485	\$0	\$10,992	\$0	\$0	\$0	\$0	\$10,310	\$0	\$32,228
Facilities Library & VC Electrical (D50 & G40) Renewals	266063	\$0	\$9,904	\$0	\$77,282	\$0	\$0	\$0	\$68,171	\$0	\$5,077	\$160,434
Facilities Library & VC Exterior Paving & Concrete Renewals	266064	\$0	\$0	\$0	\$0	\$0	\$0	\$0	\$0	\$88,100	\$0	\$88,100
Facilities Blinkbonnie Boathouse Shell (B) Renewals	266102	\$0	\$0	\$0	\$59,700	\$0	\$19,145	\$0	\$0	\$0	\$4,047	\$82,892
Facilities Blinkbonnie Boathouse Interior (C) Renewals	266103	\$0	\$0	\$0	\$55,806	\$0	\$0	\$0	\$0	\$0	\$302,798	\$358,604
Facilities Blinkbonnie Boathouse Electrical (D50 & G40) Renewals	266104	\$0	\$0	\$7,959	\$2,706	\$4,803	\$0	\$0	\$8,202	\$0	\$914	\$24,584
Facilities Blinkbonnie Boathouse Exterior Sitework (G20) Renewals	266105	\$0	\$0	\$3,000	\$0	\$0	\$0	\$0	0	\$68,319	\$26,208	\$97,528

### Subtotal Facilities Projects

54	<b>\$96,978</b>	<b>\$584,188</b>	<b>\$335,791</b>	<b>\$637,478</b>	<b>\$601,585</b>	<b>\$378,999</b>	<b>\$649,752</b>	<b>\$509,547</b>	<b>\$417,400</b>	<b>\$556,202</b>	<b>\$4,767,920</b>
----	-----------------	------------------	------------------	------------------	------------------	------------------	------------------	------------------	------------------	------------------	--------------------

### Other Capital Projects

Building Conditional assessments	257004	\$0	\$0	\$71,400	\$0	\$0	\$0	\$71,400	\$0	\$0	\$142,800
OSIM Inspection	257005	\$7,140	\$0	\$7,140	\$0	\$7,140	\$0	\$7,140	\$0	\$0	\$35,700
Roads Need Study	257006	\$0	\$51,000	\$0	\$0	\$0	\$51,000	\$0	\$0	\$0	\$102,000
NG 911	257009	\$25,000	\$25,000	\$25,000	\$25,000	\$720,000	\$25,000	\$25,000	\$25,000	\$25,000	\$945,000

### Subtotal Other Capital Projects

4	<b>\$32,140</b>	<b>\$76,000</b>	<b>\$103,540</b>	<b>\$25,000</b>	<b>\$727,140</b>	<b>\$25,000</b>	<b>\$83,140</b>	<b>\$96,400</b>	<b>\$32,140</b>	<b>\$25,000</b>	<b>\$1,225,500</b>
---	-----------------	-----------------	------------------	-----------------	------------------	-----------------	-----------------	-----------------	-----------------	-----------------	--------------------

Taxpayer Supported	144	\$5,775,664	\$5,723,255	\$7,956,099	\$2,830,960	\$3,986,376	\$2,390,177	\$3,085,135	\$2,020,377	\$2,817,939	\$3,309,172	\$39,895,154
Ratepayer Supported	58	\$12,712,270	\$11,096,900	\$2,296,150	\$2,134,350	\$2,012,460	\$594,150	\$2,757,570	\$586,500	\$2,505,800	\$220,000	\$36,916,150
User Supported	9	\$0	\$80,788	\$101,100	\$503,115	\$108,738	\$17,953	\$0	\$47,230	\$5,347	\$1,881	\$866,152
	211	<b>\$18,487,934</b>	<b>\$16,900,943</b>	<b>\$10,353,349</b>	<b>\$5,468,425</b>	<b>\$6,107,575</b>	<b>\$3,002,280</b>	<b>\$5,842,705</b>	<b>\$2,654,107</b>	<b>\$5,329,086</b>	<b>\$3,531,052</b>	<b>\$77,677,456</b>



**Environmental Reserve Funds**

<b>Wastewater Reserve Fund</b>	<b>2025</b>	<b>2026</b>	<b>2027</b>	<b>2028</b>	<b>2029</b>	<b>2030</b>	<b>2031</b>	<b>2032</b>	<b>2033</b>	<b>2034</b>	<b>2035</b>
<b>Opening Reserve Balance</b>	<b>\$9,023,511</b>	<b>\$9,440,510</b>	<b>\$3,581,156</b>	<b>\$1,818,018</b>	<b>\$4,078,626</b>	<b>\$5,406,640</b>	<b>\$6,553,102</b>	<b>\$8,518,625</b>	<b>\$8,955,678</b>	<b>\$10,990,050</b>	<b>\$11,903,953</b>
Transfers to Reserves	\$1,597,330	\$2,160,250	\$2,176,983	\$2,176,983	\$2,176,983	\$2,176,983	\$2,176,983	\$2,176,983	\$2,176,983	\$2,176,983	\$2,176,983
OCIF	\$0										
HEWSF	\$1,442,996	\$3,950,805	\$3,770,970	\$2,004,300	\$1,029,991						
Interfund			\$1,700,000								
Debentures		\$3,500,000									
<b>Total New Contribution</b>	<b>\$3,040,326</b>	<b>\$9,611,055</b>	<b>\$7,647,953</b>	<b>\$4,181,283</b>	<b>\$3,206,974</b>	<b>\$2,176,983</b>	<b>\$2,176,983</b>	<b>\$2,176,983</b>	<b>\$2,176,983</b>	<b>\$2,176,983</b>	<b>\$2,176,983</b>
Interest Rate (%)	3%	2%	2%	2%	2%	2%	2%	2%	2%	2%	2%
Interest Earned	\$91,210	\$192,221	\$152,959	\$83,626	\$64,139	\$43,540	\$43,540	\$43,540	\$43,540	\$43,540	\$43,540
<b>Available For Allocation</b>	<b>\$12,155,047</b>	<b>\$19,243,786</b>	<b>\$11,382,068</b>	<b>\$6,082,926</b>	<b>\$7,349,740</b>	<b>\$7,627,162</b>	<b>\$8,773,625</b>	<b>\$10,739,148</b>	<b>\$11,176,200</b>	<b>\$13,210,573</b>	<b>\$14,124,476</b>
Carry forward Projects		\$6,206,660									
Allocated to Projects	\$2,714,537	\$9,455,970	\$9,564,050	\$2,004,300	\$1,943,100	\$1,074,060	\$255,000	\$1,783,470	\$186,150	\$1,306,620	\$119,000
<b>Closing Reserve Balance</b>	<b>\$9,440,510</b>	<b>\$3,581,156</b>	<b>\$1,818,018</b>	<b>\$4,078,626</b>	<b>\$5,406,640</b>	<b>\$6,553,102</b>	<b>\$8,518,625</b>	<b>\$8,955,678</b>	<b>\$10,990,050</b>	<b>\$11,903,953</b>	<b>\$14,005,476</b>
<b>Water Reserve Fund</b>	<b>2025</b>	<b>2026</b>	<b>2027</b>	<b>2028</b>	<b>2029</b>	<b>2030</b>	<b>2031</b>	<b>2032</b>	<b>2033</b>	<b>2034</b>	<b>2035</b>
<b>Opening Reserve Balance</b>	<b>\$5,167,849</b>	<b>\$7,019,159</b>	<b>\$4,681,942</b>	<b>\$3,069,458</b>	<b>\$4,430,381</b>	<b>\$5,891,904</b>	<b>\$6,606,278</b>	<b>\$7,919,901</b>	<b>\$8,598,574</b>	<b>\$9,850,997</b>	<b>\$10,304,591</b>
Transfers to Reserves	\$2,152,725	\$1,619,694	\$1,620,366	\$1,620,366	\$1,620,366	\$1,620,366	\$1,620,366	\$1,620,366	\$1,620,366	\$1,620,366	\$1,620,366
Interfund			(\$1,700,000)								
OCIF											
Debentures											
<b>Total New Contribution</b>	<b>\$2,152,725</b>	<b>\$1,619,694</b>	<b>(\$79,634)</b>	<b>\$1,620,366</b>	<b>\$1,620,366</b>	<b>\$1,620,366</b>	<b>\$1,620,366</b>	<b>\$1,620,366</b>	<b>\$1,620,366</b>	<b>\$1,620,366</b>	<b>\$1,620,366</b>
Interest Rate (%)	3%	2%	2%	2%	2%	2%	2%	2%	2%	2%	2%
Interest Earned	\$64,582	\$32,394	\$0	\$32,407	\$32,407	\$32,407	\$32,407	\$32,407	\$32,407	\$32,407	\$32,407
<b>Available For Allocation</b>	<b>\$7,385,156</b>	<b>\$8,671,247</b>	<b>\$4,602,308</b>	<b>\$4,722,231</b>	<b>\$6,083,154</b>	<b>\$7,544,678</b>	<b>\$8,259,051</b>	<b>\$9,572,674</b>	<b>\$10,251,347</b>	<b>\$11,503,771</b>	<b>\$11,957,364</b>
Carry forward Projects		\$733,005									
Allocated to Projects	\$365,997	\$3,256,300	\$1,532,850	\$291,850	\$191,250	\$938,400	\$339,150	\$974,100	\$400,350	\$1,199,180	\$101,000
<b>Closing Reserve Balance</b>	<b>\$7,019,159</b>	<b>\$4,681,942</b>	<b>\$3,069,458</b>	<b>\$4,430,381</b>	<b>\$5,891,904</b>	<b>\$6,606,278</b>	<b>\$7,919,901</b>	<b>\$8,598,574</b>	<b>\$9,850,997</b>	<b>\$10,304,591</b>	<b>\$11,856,364</b>
<b>Environmental Reserves</b>	<b>\$16,459,668</b>	<b>\$8,263,097</b>	<b>\$4,887,475</b>	<b>\$8,509,007</b>	<b>\$11,298,544</b>	<b>\$13,159,380</b>	<b>\$16,438,526</b>	<b>\$17,554,252</b>	<b>\$20,841,048</b>	<b>\$22,208,544</b>	<b>\$25,861,840</b>

	Recreational Reserves										
Marina Capital Reserve	2025	2026	2027	2028	2029	2030	2031	2032	2033	2034	2035
Opening Reserve Balance	\$5,983	\$351,040	\$74,897	\$430,670	\$774,862	\$725,945	\$1,080,489	\$1,535,084	\$2,017,082	\$2,461,491	\$2,957,616
Transfers to Reserves	\$327,500	\$428,001	\$436,561	\$445,292	\$454,198	\$463,282	\$472,548	\$481,999	\$491,639	\$501,471	\$511,501
Interfund Loan											
Debentures	\$1,300,000										
Total New Contribution	\$1,627,500	\$428,001	\$436,561	\$445,292	\$454,198	\$463,282	\$472,548	\$481,999	\$491,639	\$501,471	\$511,501
Interest Rate (%)											
Interest Earned											
Available For Allocation	\$1,633,483	\$779,041	\$511,458	\$875,962	\$1,229,060	\$1,189,227	\$1,553,037	\$2,017,082	\$2,508,721	\$2,962,962	\$3,469,116
Carry forward Projects		\$704,144									
Allocated to Projects	\$1,282,443	\$0	\$80,788	\$101,100	\$503,115	\$108,738	\$17,953	\$0	\$47,230	\$5,347	\$1,881
Closing Reserve Balance	\$351,040	\$74,897	\$430,670	\$774,862	\$725,945	\$1,080,489	\$1,535,084	\$2,017,082	\$2,461,491	\$2,957,616	\$3,467,236

Arena Capital Reserve	2025	2026	2027	2028	2029	2030	2031	2032	2033	2034	2035
Opening Reserve Balance	\$297,456	\$356,446	\$104,924	\$12,058	\$157,980	\$275,637	\$380,778	\$228,426	\$258,890	\$426,081	\$533,133
Transfers to Reserves	\$119,000	\$169,000	\$185,900	\$204,490	\$224,939	\$229,438	\$234,027	\$238,707	\$243,481	\$248,351	\$253,318
Debentures		\$300,000									
Total New Contribution	\$119,000	\$469,000	\$185,900	\$204,490	\$224,939	\$229,438	\$234,027	\$238,707	\$243,481	\$248,351	\$253,318
Interest Rate (%)											
Interest Earned											
Available For Allocation	\$416,456	\$825,446	\$290,824	\$216,548	\$382,919	\$505,075	\$614,804	\$467,133	\$502,371	\$674,432	\$786,451
Carry forward Projects		\$132,490									
Allocated to Projects	\$60,010	\$588,032	\$278,766	\$58,568	\$107,282	\$124,297	\$386,379	\$208,243	\$76,290	\$141,299	\$89,100
Closing Reserve Balance	\$356,446	\$104,924	\$12,058	\$157,980	\$275,637	\$380,778	\$228,426	\$258,890	\$426,081	\$533,133	\$697,351

**Recreational Reserves**

<b>Trail Capital Reserve</b>	<b>2025</b>	<b>2026</b>	<b>2027</b>	<b>2028</b>	<b>2029</b>	<b>2030</b>	<b>2031</b>	<b>2032</b>	<b>2033</b>	<b>2034</b>	<b>2035</b>
<b>Opening Reserve Balance</b>	<b>\$16,791</b>	<b>\$16,791</b>	<b>\$16,791</b>	<b>\$16,791</b>	<b>\$16,791</b>	<b>\$16,791</b>	<b>\$16,791</b>	<b>\$16,791</b>	<b>\$16,791</b>	<b>\$16,791</b>	<b>\$16,791</b>
Transfers to Reserves	\$0	\$0	\$0	\$0	\$0	\$0	\$0	\$0	\$0	\$0	\$0
Debentures											
<b>Total New Contribution</b>	<b>\$0</b>	<b>\$0</b>	<b>\$0</b>	<b>\$0</b>	<b>\$0</b>	<b>\$0</b>	<b>\$0</b>	<b>\$0</b>	<b>\$0</b>	<b>\$0</b>	<b>\$0</b>
Interest Rate (%)											
Interest Earned											
<b>Available For Allocation</b>	<b>\$16,791</b>	<b>\$16,791</b>	<b>\$16,791</b>	<b>\$16,791</b>	<b>\$16,791</b>	<b>\$16,791</b>	<b>\$16,791</b>	<b>\$16,791</b>	<b>\$16,791</b>	<b>\$16,791</b>	<b>\$16,791</b>
Carry forward Projects											
Allocated to Projects											
<b>Closing Reserve Balance</b>	<b>\$16,791</b>	<b>\$16,791</b>	<b>\$16,791</b>	<b>\$16,791</b>	<b>\$16,791</b>	<b>\$16,791</b>	<b>\$16,791</b>	<b>\$16,791</b>	<b>\$16,791</b>	<b>\$16,791</b>	<b>\$16,791</b>
<b>Total Recreational Reserves</b>	<b>\$724,277</b>	<b>\$196,612</b>	<b>\$459,519</b>	<b>\$949,633</b>	<b>\$1,018,373</b>	<b>\$1,478,058</b>	<b>\$1,780,300</b>	<b>\$2,292,763</b>	<b>\$2,904,363</b>	<b>\$3,507,539</b>	<b>\$4,181,377</b>

**Protective Service Reserves**

<b>Fire Capital Reserve</b>	<b>2025</b>	<b>2026</b>	<b>2027</b>	<b>2028</b>	<b>2029</b>	<b>2030</b>	<b>2031</b>	<b>2032</b>	<b>2033</b>	<b>2034</b>	<b>2035</b>
<b>Opening Reserve Balance</b>	<b>(\$1,620,819)</b>	<b>(\$1,638,550)</b>	<b>\$369,100</b>	<b>\$282,302</b>	<b>\$201,565</b>	<b>\$137,515</b>	<b>\$82,051</b>	<b>\$191,325</b>	<b>\$212,076</b>	<b>\$234,164</b>	<b>\$277,069</b>
Transfers to Reserves	\$82,430	\$84,079	\$86,601	\$92,663	\$99,150	\$106,090	\$109,273	\$112,551	\$115,928	\$119,406	\$122,988
Interfund Loan						\$60,000					
Debentures		\$2,100,000									
<b>Total New Contribution</b>	<b>\$82,430</b>	<b>\$2,184,079</b>	<b>\$86,601</b>	<b>\$92,663</b>	<b>\$99,150</b>	<b>\$166,090</b>	<b>\$109,273</b>	<b>\$112,551</b>	<b>\$115,928</b>	<b>\$119,406</b>	<b>\$122,988</b>
Interest Rate (%)											
Interest Earned											
<b>Available For Allocation</b>	<b>(\$1,538,389)</b>	<b>\$545,529</b>	<b>\$455,702</b>	<b>\$374,965</b>	<b>\$300,715</b>	<b>\$303,605</b>	<b>\$191,325</b>	<b>\$303,876</b>	<b>\$328,004</b>	<b>\$353,569</b>	<b>\$400,057</b>
Interfund Loan											
Carry forward Projects		\$87,995									
Allocated to Projects	\$100,161	\$88,434	\$173,400	\$173,400	\$163,200	\$221,554	\$0	\$91,800	\$93,840	\$76,500	\$76,500
<b>Closing Reserve Balance</b>	<b>(\$1,638,550)</b>	<b>\$369,100</b>	<b>\$282,302</b>	<b>\$201,565</b>	<b>\$137,515</b>	<b>\$82,051</b>	<b>\$191,325</b>	<b>\$212,076</b>	<b>\$234,164</b>	<b>\$277,069</b>	<b>\$323,557</b>

<b>Police Capital Reserve</b>	<b>2025</b>	<b>2026</b>	<b>2027</b>	<b>2028</b>	<b>2029</b>	<b>2030</b>	<b>2031</b>	<b>2032</b>	<b>2033</b>	<b>2034</b>	<b>2035</b>
<b>Opening Reserve Balance</b>	<b>\$219,203</b>	<b>\$205,036</b>	<b>\$195,036</b>	<b>\$181,136</b>	<b>\$198,878</b>	<b>\$229,295</b>	<b>\$256,420</b>	<b>\$290,287</b>	<b>\$305,932</b>	<b>\$330,890</b>	<b>\$355,197</b>
Transfers to Reserves	\$68,750	\$80,000	\$82,100	\$83,742	\$85,417	\$87,125	\$88,868	\$90,645	\$92,458	\$94,307	\$96,193
Debentures											
<b>Total New Contribution</b>	<b>\$68,750</b>	<b>\$80,000</b>	<b>\$82,100</b>	<b>\$83,742</b>	<b>\$85,417</b>	<b>\$87,125</b>	<b>\$88,868</b>	<b>\$90,645</b>	<b>\$92,458</b>	<b>\$94,307</b>	<b>\$96,193</b>
Interest Rate (%)											
Interest Earned											
<b>Available For Allocation</b>	<b>\$287,953</b>	<b>\$285,036</b>	<b>\$277,136</b>	<b>\$264,878</b>	<b>\$284,295</b>	<b>\$316,420</b>	<b>\$345,287</b>	<b>\$380,932</b>	<b>\$398,390</b>	<b>\$425,197</b>	<b>\$451,391</b>
Carry forward Projects		\$10,000									
Allocated to Projects	\$82,917	\$80,000	\$96,000	\$66,000	\$55,000	\$60,000	\$55,000	\$75,000	\$67,500	\$70,000	\$65,000
<b>Closing Reserve Balance</b>	<b>\$205,036</b>	<b>\$195,036</b>	<b>\$181,136</b>	<b>\$198,878</b>	<b>\$229,295</b>	<b>\$256,420</b>	<b>\$290,287</b>	<b>\$305,932</b>	<b>\$330,890</b>	<b>\$355,197</b>	<b>\$386,391</b>

**Protective Service Reserves**

NG 911	2025	2026	2027	2028	2029	2030	2031	2032	2033	2034	2035
<b>Opening Reserve Balance</b>	<b>\$885,142</b>	<b>\$850,711</b>	<b>\$846,111</b>	<b>\$841,919</b>	<b>\$863,143</b>	<b>\$919,792</b>	<b>\$281,873</b>	<b>\$339,397</b>	<b>\$397,370</b>	<b>\$455,803</b>	<b>\$514,705</b>
Transfers to Reserves	\$20,000	\$20,400	\$20,808	\$46,224	\$81,649	\$82,082	\$82,523	\$82,974	\$83,433	\$83,902	\$84,380
Grants											
Debentures											
<b>Total New Contribution</b>	<b>\$20,000</b>	<b>\$20,400</b>	<b>\$20,808</b>	<b>\$46,224</b>	<b>\$81,649</b>	<b>\$82,082</b>	<b>\$82,523</b>	<b>\$82,974</b>	<b>\$83,433</b>	<b>\$83,902</b>	<b>\$84,380</b>
Interest Rate (%)											
Interest Earned											
<b>Available For Allocation</b>	<b>\$905,142</b>	<b>\$871,111</b>	<b>\$866,919</b>	<b>\$888,143</b>	<b>\$944,792</b>	<b>\$1,001,873</b>	<b>\$364,397</b>	<b>\$422,370</b>	<b>\$480,803</b>	<b>\$539,705</b>	<b>\$599,085</b>
Carry forward Projects											
Allocated to Projects	\$54,431	\$25,000	\$25,000	\$25,000	\$25,000	\$720,000	\$25,000	\$25,000	\$25,000	\$25,000	\$25,000
<b>Closing Reserve Balance</b>	<b>\$850,711</b>	<b>\$846,111</b>	<b>\$841,919</b>	<b>\$863,143</b>	<b>\$919,792</b>	<b>\$281,873</b>	<b>\$339,397</b>	<b>\$397,370</b>	<b>\$455,803</b>	<b>\$514,705</b>	<b>\$574,085</b>
<b>Total Protective Service Reserves</b>	<b>(\$582,803)</b>	<b>\$1,410,247</b>	<b>\$1,305,356</b>	<b>\$1,263,586</b>	<b>\$1,286,601</b>	<b>\$620,344</b>	<b>\$821,009</b>	<b>\$915,379</b>	<b>\$1,020,858</b>	<b>\$1,146,972</b>	<b>\$1,284,033</b>

Capital Reserve	Infrastructure Reserves										
	2025	2026	2027	2028	2029	2030	2031	2032	2033	2034	2035
<b>Opening Reserve Balance</b>	<b>\$8,590,758</b>	<b>\$9,933,042</b>	<b>\$5,142,461</b>	<b>\$3,929,111</b>	<b>\$351,082</b>	<b>\$2,049,991</b>	<b>\$3,499,349</b>	<b>\$6,022,455</b>	<b>\$7,928,141</b>	<b>\$10,912,238</b>	<b>\$13,212,391</b>
Transfers to Reserves	\$2,043,585	\$1,717,834	\$2,367,294	\$2,485,659	\$2,609,942	\$2,740,439	\$2,877,461	\$3,021,334	\$3,172,400	\$3,235,848	\$3,300,565
Interfund Loan											
OCIF	\$614,887	\$553,398	\$553,398	\$553,398	\$553,398	\$553,398	\$553,398	\$553,398	\$553,398	\$553,398	\$553,398
CCBF	\$352,588	\$352,588	\$366,691	\$366,691	\$366,691	\$366,691	\$366,691	\$366,691	\$366,691	\$366,691	\$366,691
Casno allocation	\$585,085	\$649,355	\$649,355	\$649,355	\$649,355	\$649,355	\$649,355	\$649,355	\$649,355	\$649,355	\$649,355
Debentures											
<b>Total New Contribution</b>	<b>\$3,596,145</b>	<b>\$3,273,175</b>	<b>\$3,936,738</b>	<b>\$4,055,103</b>	<b>\$4,179,386</b>	<b>\$4,309,883</b>	<b>\$4,446,905</b>	<b>\$4,590,778</b>	<b>\$4,741,845</b>	<b>\$4,805,293</b>	<b>\$4,870,010</b>
Interest Rate (%)											
Interest Earned											
<b>Available For Allocation</b>	<b>\$12,186,903</b>	<b>\$13,206,217</b>	<b>\$9,079,199</b>	<b>\$7,984,213</b>	<b>\$4,530,468</b>	<b>\$6,359,874</b>	<b>\$7,946,254</b>	<b>\$10,613,233</b>	<b>\$12,669,985</b>	<b>\$15,717,531</b>	<b>\$18,082,400</b>
Interfund loan											
Carry forward Projects		\$3,074,558									
Allocated to Projects	\$2,253,861	\$4,989,198	\$5,150,088	\$7,633,131	\$2,480,478	\$2,860,525	\$1,923,799	\$2,685,092	\$1,757,747	\$2,505,140	\$3,053,572
<b>Closing Reserve Balance</b>	<b>\$9,933,042</b>	<b>\$5,142,461</b>	<b>\$3,929,111</b>	<b>\$351,082</b>	<b>\$2,049,991</b>	<b>\$3,499,349</b>	<b>\$6,022,455</b>	<b>\$7,928,141</b>	<b>\$10,912,238</b>	<b>\$13,212,391</b>	<b>\$15,028,829</b>

Casino	2025	2026	2027	2028	2029	2030	2031	2032	2033	2034	2035
<b>Opening Reserve Balance</b>	<b>\$0</b>	<b>\$0</b>	<b>\$0</b>	<b>\$0</b>	<b>\$0</b>	<b>\$0</b>	<b>\$0</b>	<b>\$0</b>	<b>\$0</b>	<b>\$0</b>	<b>\$0</b>
Transfers to Reserves	\$726,230	\$790,500	\$790,500	\$790,500	\$790,500	\$790,500	\$790,500	\$790,500	\$790,500	\$790,500	\$790,500
Debentures											
<b>Total New Contribution</b>	<b>\$726,230</b>	<b>\$790,500</b>	<b>\$790,500</b>	<b>\$790,500</b>	<b>\$790,500</b>	<b>\$790,500</b>	<b>\$790,500</b>	<b>\$790,500</b>	<b>\$790,500</b>	<b>\$790,500</b>	<b>\$790,500</b>
Interest Rate (%)											
Interest Earned											
<b>Available For Allocation</b>	<b>\$726,230</b>	<b>\$790,500</b>	<b>\$790,500</b>	<b>\$790,500</b>	<b>\$790,500</b>	<b>\$790,500</b>	<b>\$790,500</b>	<b>\$790,500</b>	<b>\$790,500</b>	<b>\$790,500</b>	<b>\$790,500</b>
Carry forward Projects											
Town Hall- mortgage funding	\$141,145	\$141,145	\$141,145	\$141,145	\$141,145	\$141,145	\$141,145	\$141,145	\$141,145	\$141,145	\$141,145
Allocated to Projects	\$585,085	\$649,355	\$649,355	\$649,355	\$649,355	\$649,355	\$649,355	\$649,355	\$649,355	\$649,355	\$649,355
<b>Closing Reserve Balance</b>	<b>\$0</b>	<b>\$0</b>	<b>\$0</b>	<b>\$0</b>	<b>\$0</b>	<b>\$0</b>	<b>\$0</b>	<b>\$0</b>	<b>\$0</b>	<b>\$0</b>	<b>\$0</b>

**Infrastructure Reserves**

<b>Susan Push</b>	<b>2025</b>	<b>2026</b>	<b>2027</b>	<b>2028</b>	<b>2029</b>	<b>2030</b>	<b>2031</b>	<b>2032</b>	<b>2033</b>	<b>2034</b>	<b>2035</b>
<b>Opening Reserve Balance</b>	<b>\$12,398</b>	<b>\$12,398</b>	<b>\$7,398</b>	<b>\$7,398</b>	<b>\$7,398</b>	<b>\$7,398</b>	<b>\$7,398</b>	<b>\$7,398</b>	<b>\$7,398</b>	<b>\$7,398</b>	<b>\$7,398</b>
Transfers to Reserves			\$0	\$0	\$0	\$0	\$0	\$0	\$0	\$0	\$0
Debentures											
<b>Total New Contribution</b>	<b>\$0</b>	<b>\$0</b>	<b>\$0</b>	<b>\$0</b>	<b>\$0</b>	<b>\$0</b>	<b>\$0</b>	<b>\$0</b>	<b>\$0</b>	<b>\$0</b>	<b>\$0</b>
Interest Rate (%)											
Interest Earned											
<b>Available For Allocation</b>	<b>\$12,398</b>	<b>\$12,398</b>	<b>\$7,398</b>	<b>\$7,398</b>	<b>\$7,398</b>	<b>\$7,398</b>	<b>\$7,398</b>	<b>\$7,398</b>	<b>\$7,398</b>	<b>\$7,398</b>	<b>\$7,398</b>
Carry forward Projects											
Allocated to Projects	\$0	\$5,000									
<b>Closing Reserve Balance</b>	<b>\$12,398</b>	<b>\$7,398</b>	<b>\$7,398</b>	<b>\$7,398</b>	<b>\$7,398</b>	<b>\$7,398</b>	<b>\$7,398</b>	<b>\$7,398</b>	<b>\$7,398</b>	<b>\$7,398</b>	<b>\$7,398</b>

<b>Nalon Rd Sidewalk</b>	<b>2025</b>	<b>2026</b>	<b>2027</b>	<b>2028</b>	<b>2029</b>	<b>2030</b>	<b>2031</b>	<b>2032</b>	<b>2033</b>	<b>2034</b>	<b>2035</b>
<b>Opening Reserve Balance</b>	<b>\$40,000</b>	<b>\$40,000</b>	<b>\$40,000</b>	<b>\$40,000</b>	<b>\$40,000</b>	<b>\$40,000</b>	<b>\$40,000</b>	<b>\$40,000</b>	<b>\$40,000</b>	<b>\$40,000</b>	<b>\$40,000</b>
Transfers to Reserves			\$0	\$0	\$0	\$0	\$0	\$0	\$0	\$0	\$0
Grants											
Debentures											
<b>Total New Contribution</b>	<b>\$0</b>	<b>\$0</b>	<b>\$0</b>	<b>\$0</b>	<b>\$0</b>	<b>\$0</b>	<b>\$0</b>	<b>\$0</b>	<b>\$0</b>	<b>\$0</b>	<b>\$0</b>
Interest Rate (%)											
Interest Earned											
<b>Available For Allocation</b>	<b>\$40,000</b>	<b>\$40,000</b>	<b>\$40,000</b>	<b>\$40,000</b>	<b>\$40,000</b>	<b>\$40,000</b>	<b>\$40,000</b>	<b>\$40,000</b>	<b>\$40,000</b>	<b>\$40,000</b>	<b>\$40,000</b>
Carry forward Projects											
Allocated to Projects											
<b>Closing Reserve Balance</b>	<b>\$40,000</b>	<b>\$40,000</b>	<b>\$40,000</b>	<b>\$40,000</b>	<b>\$40,000</b>	<b>\$40,000</b>	<b>\$40,000</b>	<b>\$40,000</b>	<b>\$40,000</b>	<b>\$40,000</b>	<b>\$40,000</b>

**Infrastructure Reserves**

<b>Parking Reserve</b>	<b>2025</b>	<b>2026</b>	<b>2027</b>	<b>2028</b>	<b>2029</b>	<b>2030</b>	<b>2031</b>	<b>2032</b>	<b>2033</b>	<b>2034</b>	<b>2035</b>
<b>Opening Reserve Balance</b>	<b>\$134,294</b>	<b>\$135,350</b>	<b>\$136,427</b>	<b>\$137,526</b>	<b>\$138,647</b>	<b>\$139,790</b>	<b>\$140,956</b>	<b>\$142,145</b>	<b>\$143,358</b>	<b>\$144,595</b>	<b>\$145,857</b>
Transfers to Reserves	\$1,056	\$1,077	\$1,099	\$1,121	\$1,143	\$1,166	\$1,189	\$1,213	\$1,237	\$1,262	\$1,287
Grants											
Debentures											
<b>Total New Contribution</b>	<b>\$1,056</b>	<b>\$1,077</b>	<b>\$1,099</b>	<b>\$1,121</b>	<b>\$1,143</b>	<b>\$1,166</b>	<b>\$1,189</b>	<b>\$1,213</b>	<b>\$1,237</b>	<b>\$1,262</b>	<b>\$1,287</b>
Interest Rate (%)											
Interest Earned											
<b>Available For Allocation</b>	<b>\$135,350</b>	<b>\$136,427</b>	<b>\$137,526</b>	<b>\$138,647</b>	<b>\$139,790</b>	<b>\$140,956</b>	<b>\$142,145</b>	<b>\$143,358</b>	<b>\$144,595</b>	<b>\$145,857</b>	<b>\$147,144</b>
Carry forward Projects											
Allocated to Projects											
<b>Closing Reserve Balance</b>	<b>\$135,350</b>	<b>\$136,427</b>	<b>\$137,526</b>	<b>\$138,647</b>	<b>\$139,790</b>	<b>\$140,956</b>	<b>\$142,145</b>	<b>\$143,358</b>	<b>\$144,595</b>	<b>\$145,857</b>	<b>\$147,144</b>
<b>Total Infrastructure Reserves</b>	<b>\$9,945,440</b>	<b>\$5,149,859</b>	<b>\$3,936,508</b>	<b>\$358,480</b>	<b>\$2,057,389</b>	<b>\$3,506,747</b>	<b>\$6,029,853</b>	<b>\$7,935,539</b>	<b>\$10,919,636</b>	<b>\$13,219,789</b>	<b>\$15,036,227</b>



**Obligatory Reserves**

OCIF Funds	2025	2026	2027	2028	2029	2030	2031	2032	2033	2034	2035
<b>Opening Reserve Balance</b>	<b>\$0</b>	<b>\$0</b>	<b>\$0</b>	<b>\$0</b>	<b>\$0</b>	<b>\$0</b>	<b>\$0</b>	<b>\$0</b>	<b>\$0</b>	<b>\$0</b>	<b>\$0</b>
OCIF Alloaction	\$614,887	\$553,398	\$553,398	\$553,398	\$553,398	\$553,398	\$553,398	\$553,398	\$553,398	\$553,398	\$553,398
<b>Total New Contribution</b>	<b>\$614,887</b>	<b>\$553,398</b>	<b>\$553,398</b>	<b>\$553,398</b>	<b>\$553,398</b>	<b>\$553,398</b>	<b>\$553,398</b>	<b>\$553,398</b>	<b>\$553,398</b>	<b>\$553,398</b>	<b>\$553,398</b>
Interest Rate (%)											
Interest Earned											
<b>Available For Allocation</b>	<b>\$614,887</b>	<b>\$553,398</b>	<b>\$553,398</b>	<b>\$553,398</b>	<b>\$553,398</b>	<b>\$553,398</b>	<b>\$553,398</b>	<b>\$553,398</b>	<b>\$553,398</b>	<b>\$553,398</b>	<b>\$553,398</b>
Allocated to Rate supported projects											
Allocated to Tax supported projects	\$614,887	\$553,398	\$553,398	\$553,398	\$553,398	\$553,398	\$553,398	\$553,398	\$553,398	\$553,398	\$553,398
<b>Closing Reserve Balance</b>	<b>\$0</b>	<b>\$0</b>	<b>\$0</b>	<b>\$0</b>	<b>\$0</b>	<b>\$0</b>	<b>\$0</b>	<b>\$0</b>	<b>\$0</b>	<b>\$0</b>	<b>\$0</b>

Canada Community Build Fund	2025	2026	2027	2028	2029	2030	2031	2032	2033	2034	2034
<b>Opening Reserve Balance</b>	<b>\$0</b>	<b>\$0</b>	<b>(\$0)</b>	<b>(\$0)</b>	<b>\$0</b>	<b>\$0</b>	<b>\$0</b>	<b>\$0</b>	<b>\$0</b>	<b>\$0</b>	<b>\$0</b>
CCBF Allocation	\$352,588	\$352,588	\$366,691	\$366,691	\$366,691	\$366,691	\$366,691	\$366,691	\$366,691	\$366,691	\$366,691
<b>Total New Contribution</b>	<b>\$352,588</b>	<b>\$352,588</b>	<b>\$366,691</b>	<b>\$366,691</b>	<b>\$366,691</b>	<b>\$366,691</b>	<b>\$366,691</b>	<b>\$366,691</b>	<b>\$366,691</b>	<b>\$366,691</b>	<b>\$366,691</b>
Interest Rate (%)											
Interest Earned											
<b>Available For Allocation</b>	<b>\$352,588</b>	<b>\$352,588</b>	<b>\$366,691</b>	<b>\$366,691</b>	<b>\$366,692</b>	<b>\$366,692</b>	<b>\$366,692</b>	<b>\$366,692</b>	<b>\$366,692</b>	<b>\$366,692</b>	<b>\$366,692</b>
Allocated to Rate supported projects											
Allocated to Tax supported projects	\$352,588	\$352,588	\$366,691	\$366,691	\$366,691	\$366,691	\$366,691	\$366,691	\$366,691	\$366,691	\$366,691
<b>Closing Reserve Balance</b>	<b>\$0</b>	<b>(\$0)</b>	<b>(\$0)</b>	<b>\$0</b>	<b>\$0</b>	<b>\$0</b>	<b>\$0</b>	<b>\$0</b>	<b>\$0</b>	<b>\$0</b>	<b>\$0</b>

### Obligatory Reserves

Development Charges	2025	2026	2027	2028	2029	2030	2031	2032	2033	2034	2034
<b>Opening Reserve Balance</b>	<b>\$186,381</b>	<b>\$237,267</b>	<b>\$288,666</b>	<b>\$341,094</b>	<b>\$394,570</b>	<b>\$449,115</b>	<b>\$504,752</b>	<b>\$561,501</b>	<b>\$619,385</b>	<b>\$678,427</b>	<b>\$738,649</b>
DC Revenues	\$49,404	\$50,392	\$51,399	\$52,427	\$53,476	\$54,545	\$55,636	\$56,749	\$57,884	\$59,042	\$60,223
Debentures											
<b>Total New Contribution</b>	<b>\$49,404</b>	<b>\$50,392</b>	<b>\$51,399</b>	<b>\$52,427</b>	<b>\$53,476</b>	<b>\$54,545</b>	<b>\$55,636</b>	<b>\$56,749</b>	<b>\$57,884</b>	<b>\$59,042</b>	<b>\$60,223</b>
Interest Rate (%)	3%	2%	2%	2%	2%	2%	2%	2%	2%	2%	2%
Interest Earned	\$1,482	\$1,008	\$1,028	\$1,049	\$1,070	\$1,091	\$1,113	\$1,135	\$1,158	\$1,181	\$1,204
<b>Available For Allocation</b>	<b>\$237,267</b>	<b>\$288,666</b>	<b>\$341,094</b>	<b>\$394,570</b>	<b>\$449,115</b>	<b>\$504,752</b>	<b>\$561,501</b>	<b>\$619,385</b>	<b>\$678,427</b>	<b>\$738,649</b>	<b>\$800,076</b>
Allocated to Projects											
<b>Closing Reserve Balance</b>	<b>\$237,267</b>	<b>\$288,666</b>	<b>\$341,094</b>	<b>\$394,570</b>	<b>\$449,115</b>	<b>\$504,752</b>	<b>\$561,501</b>	<b>\$619,385</b>	<b>\$678,427</b>	<b>\$738,649</b>	<b>\$800,076</b>
<b>Total Obligatory Reserve Funds</b>	<b>\$237,267</b>	<b>\$288,666</b>	<b>\$341,094</b>	<b>\$394,570</b>	<b>\$449,116</b>	<b>\$504,752</b>	<b>\$561,501</b>	<b>\$619,385</b>	<b>\$678,427</b>	<b>\$738,650</b>	<b>\$800,077</b>

## **Council Report – FIN-2026-05**

**Date:** February 18, 2026 ☐ **IN CAMERA**  
**Subject:** 2026 Water and Wastewater Operating and Capital Budget and Rates  
**Author:** John Morrison, Treasurer ☒ **OPEN SESSION**

---

### **RECOMMENDATION:**

BE IT RESOLVED THAT THE COUNCIL OF THE TOWN OF GANANOQUE READS BY-LAW NO. 2026-002, A FIRST AND SECOND TIME ON FEBRUARY 18<sup>TH</sup>, 2026, BEING A BY-LAW TO ADOPT THE 2026 WATER AND WASTEWATER RATES, OPERATING AND CAPITAL BUDGETS,

AND FURTHER, THAT BY-LAW NO. 2026-002, BE READ A THIRD TIME ON MARCH 4<sup>TH</sup>, 2026, AS PRESENTED IN REPORT COUNCIL-FIN-2026-05.

### **STRATEGIC PLAN COMMENTS:**

Sector 2 – Infrastructure / Environment – Strategic Initiative #1 – Assess the Town's current infrastructure to ensure sufficient capacity exists to support future growth.

Sector 3 – Financial Sustainability – Strategic Initiative #1 – Ensure that Gananoque is and remains an affordable place to do business and raise a family.

### **BACKGROUND:**

The purpose of this report is to outline the capital cost pressures and escalation associated with upgrading the Town's water and wastewater infrastructure. It also details the financial impacts of the HEWSF grants and their effect on the 2026 water and wastewater rate structure.

### **INFORMATION/DISCUSSION:**

#### **Capital Pressures and Cost Escalation**

Since 2020, the Town's water and wastewater systems have experienced significant increases in capital cost requirements. Updated forecasts indicate:

- A 34% increase in long-range capital needs.
- The Lagoon Forcemain Twinning Project has increased by \$2.1 million (29% cost escalation).
- A newly identified and unplanned emergency repair to Lagoon Cell 1, estimated at \$5.5 million, is required to maintain system integrity and regulatory compliance.

These increases shift the long-term spending balance to approximately \$3 in wastewater spending for every \$1 in water, creating financial pressure on the wastewater system and making the previous cost distribution no longer sustainable.

### **Required Rebalancing of Meter-Based Fixed Charges**

The significant change in capital needs requires an update to the Town's fixed charges by meter size. The new equivalency factors and associated fixed charges reflect:

- The relative capacity of each meter size
- The proportional capital burden placed on the system
- The new 3:1 wastewater-to-water capital program balance

Updated fixed charges (quarterly and annual) for all meter sizes for both water and wastewater were prepared and incorporated into the Financial Plan.

### **One-Time Internal Transfer: \$1.7 Million (2027)**

To support the wastewater system during years of elevated capital spending, the Financial Plan includes a one-time internal transfer of \$1.7 million in 2027 from the Water Reserve Fund to the Wastewater Reserve Fund.

This transfer is:

- Fully internal between two user-rate-supported systems,
- Necessary to maintain wastewater reserve adequacy during peak capital years, and;
- Does not impact the Town's overall net financial assets, taxation levels, or general municipal reserves.

Both systems remain financially sustainable following the transfer.

### **Proposed Fixed and Consumption Charges**

Revised fixed charges for all meter sizes and updated consumption rates are incorporated into the 2025–2026 forecast. Recommended Consumption charges are:

- \$2.40/m<sup>3</sup> for Water
- \$2.55/m<sup>3</sup> for Wastewater

See Schedule A – the assumed rate table

### **Housing-Enabling Water Systems Fund (HEWSF) Grants**

In 2024, the Town was awarded a \$5,771,984 grant from the Housing-Enabling Water Systems Fund (HEWSF) to support the rehabilitation and upgrade of the sewage pumping station. This much-needed funding will help advance the objectives outlined in the 2025 Water and Wastewater Financial Plan.

In 2026, the Town was awarded a second grant under the Municipal Housing Infrastructure Health and Safety Water stream, in the amount of \$6,455,937 to fund emergency repairs and treatment improvements to Lagoon Cell 1. This new

HEWSF funding significantly eases rate pressure by reducing the required debenture financing from \$7.5 million to \$3.5 million. As a result, the impact on water and wastewater rates is limited to approximately 1%, or \$4 more per quarter for the average user.

## Asset Management Pressures

However, Asset Management has forecasted needs of \$67 million dollars over the next 10-years to address the aging distribution and collection network for water and wastewater

	Backlog	Event Cost
<b>Vehicle</b>		
PW - Utilities	\$ 149,346	\$ 424,814
<b>Sub Total</b>	<b>\$ 149,346</b>	<b>\$ 424,814</b>
<b>Equipment</b>		
Utilities	\$ 117,153	\$ 1,399,499
<b>Sub Total</b>	<b>\$ 117,153</b>	<b>\$ 1,399,499</b>
<b>Wastewater</b>		
East End Pumping Station (EEPS - 815 King St E)	\$ 116,066	\$ 380,684
Lagoon (89 County Rd 32, TLTI)	\$ -	\$ 39,257
Manhole (Wastewater)	\$ 2,858,137	\$ 2,858,137
Sewer Line (Wastewater)	\$ 18,277,782	\$ 24,223,715
Stone Street Pumping Station (SSPS - 420 Stone St N)	\$ 63,356	\$ 385,862
Water Street Pumping Station (PS #2 - 49 Water St)	\$ -	\$ 1,286
Water Street Pumping Station (PS #3 - 105 Water St)	\$ -	\$ 2,571
<b>Sub Total</b>	<b>\$ 21,315,342</b>	<b>\$ 27,891,513</b>
<b>Water</b>		
Flush Station	\$ -	\$ 13,282
Water Mains	\$ 26,017,659	\$ 35,365,040
Water Tower (665 Charles St N)	\$ 159,983	\$ 551,345
Water Treatment Plant (110 Kate St)	\$ 161,505	\$ 2,100,330
<b>Sub Total</b>	<b>\$ 26,339,148</b>	<b>\$ 38,029,997</b>
 Cumulative Total	 <b>\$ 47,920,988</b>	 <b>\$ 67,745,824</b>

The current planned budget for capital, \$37 million over for the next 10-years, does not address this backlog of needs for the sewer lines and water mains.

## Average Residential Impact

The impact of this proposal on the utility bill would 1.04% or \$4.65 per quarter.

	2025			
Average Family impact	Water	Wastewater	Total	
Based on 5/8 meter				
Cubic Meters	31	31	Quarter	Annual
Fixed	\$177.73	\$ 122.41	\$300.14	\$1,200.56
Metered	\$74.40	\$74.40	\$148.80	\$595.20
Subtotal	\$252.13	\$196.81	\$448.94	\$1,795.76
	2026			
	Water	Wastewater	Total	
Cubic Meters	31	31		
Fixed	\$122.41	\$ 177.73	\$300.14	\$1,200.56
Metered	\$74.40	\$ 79.05	\$153.45	\$613.80
Subtotal	\$196.81	\$256.78	\$453.59	\$1,814.36
Increase			\$4.65	\$18.60
%			1.04%	1.04%

**APPLICABLE POLICY/LEGISLATION:**

*Bill 175 Sustainable Water and Sewage Act, 2002*

2025 Town of Gananoque Water License Renewal 5 Year Financial Plan

**FINANCIAL CONSIDERATIONS:**

2026 Water and Wastewater Rates, and.

2026 Water and Wastewater Operating and Capital Budgets.

**CONSULTATIONS:**

Senior Management Team

**ATTACHMENTS:**

Draft By-law No. 2026-002 – 2026 Water / Wastewater Budget and Rates

Schedule A – 2026 Water & Wastewater Rates

<b>APPROVAL</b>	<div><hr/><p>John Morrison, Treasurer</p><p>Certifies that unless otherwise provided for in this report the funds are contained within the approved Budgets and that the financial transactions follow Council's own policies and guidelines and the <i>Municipal Act</i> and regulations.</p><hr/><p>Melanie Kirkby, CAO</p></div>
-----------------	---

CORPORATION OF THE TOWN OF GANANOQUE  
BY-LAW NO. 2026-002

BEING A BY-LAW TO ADOPT THE 2026 WATER AND WASTEWATER  
OPERATING AND CAPITAL BUDGET AND ESTABLISH FEES AND RATES  
FOR WATER AND WASTEWATER SERVICES PROVIDED BY THE  
MUNICIPALITY

**WHEREAS** pursuant to Section 391(1) of the *Municipal Act*, 2001, a municipality may impose fees and charges on any class of persons for services or activities provided or done by or on behalf of it;

**AND WHEREAS** Section 398 of the *Municipal Act*, 2001 allows the municipality to add unpaid fees and charges to the collector's roll for the property and collect in the same manner as taxes;

**AND WHEREAS** pursuant to Bill 175, the *Sustainable Water and Sewage Systems Act*, 2002, each municipality must provide full cost recovery financial plans to pay the full cost of providing water services or wastewater services to the Minister for approval;

**AND WHEREAS** the Council of the Town of Gananoque received Report Council-FIN-2026-05 and concurs with the staff recommendation to adopt the 2026 Water and Wastewater Operating and Capital Budgets, and establish fees and rates for Water and Wastewater Services provided by the municipality;

**NOW THEREFORE** the Council of the Corporation of the Town of Gananoque enacts as follows:

**1. AUTHORIZATION:**

1.1. That the quarterly billing Water and Wastewater Rates attached hereto and forming part of this By-law, marked as Schedule 'A', are hereby established.

1.2 That Other Charges and Fees shall be established as:

Occupancy Charge for Each New Account	\$50.00
Collection Charge for Each Transfer to Taxes	\$50.00
Late payment charges	1.25% per month
Turning water off/on for summer services	\$150/meter
Turning water off/on for non-payment	\$150
Cost of Plumber or Other Contractor	130%
Registered Mail Fees for Collection Notices	100%

Services connected to the municipal water system but not connected to the municipal sewer system, commonly referred to as 'Water Only Accounts', shall be charged the Water Capital Fee plus the Water Rate per Cubic Meter charge times the water consumption.

**2. EFFECTIVE DATE:**

2.1. This By-law shall come into full force and effect on January 1, 2026.

Read a first and second time this 18<sup>th</sup> day of February 2026

\_\_\_\_\_  
John S. Beddows, Mayor

\_\_\_\_\_  
Penny Kelly, Clerk  
(Seal)

Read a third time and finally passed this 4<sup>th</sup> day of March 2026

\_\_\_\_\_  
John S. Beddows, Mayor

\_\_\_\_\_  
Penny Kelly, Clerk  
(Seal)

Town of Gananoque  
2026 Water and Wastewater Rates

Schedule ‘A’

Water Rates		2026	
Fixed Capital Charge by Meter Size		Annual	Quarterly
5/8 inch		\$710.92	\$177.73
3/4 inch		\$1,009.52	\$252.38
1- inch		\$1,649.36	\$412.34
1 ½ inch		\$3,241.80	\$810.45
2 inch		\$5,203.96	\$1,300.99
3 inch		\$5,801.12	\$1,450.28
4 inch		\$16,095.28	\$4,023.82
rural 5/8 inch		\$1,777.32	\$444.33
additional unmetered units 5/8 or 3/4 inch services		\$710.92	\$177.73
Outside area consumer charges		\$1,777.32	\$444.33

Water Consumption per Cubic Metre 2.40

Wastewater Rates		2026	
Fixed Capital Charge by Meter Size		Annual	Quarterly
5/8 inch		\$489.64	\$122.41
3/4 inch		\$695.28	\$173.82
1- inch		\$1,135.92	\$283.98
1 ½ inch		\$2,232.72	\$558.18
2 inch		\$3,584.08	\$896.02
3 inch		\$3,995.36	\$998.84
4 inch		\$11,085.16	\$2,771.29
rural 5/8 inch		\$1,224.08	\$306.02
additional unmetered units 5/8 or 3/4 inch services		\$489.64	\$122.41
Outside area consumer charges		\$1,224.08	\$306.02

Wastewater Consumption per Cubic Metre 2.40

Sprinkler Charges – Fixed Quarterly Charge	Quarterly
2" Unmetered Sprinkler	\$97.46
4" Unmetered Sprinkler	\$232.86
6" Unmetered Sprinkler	\$373.64
8" Unmetered Sprinkler	\$508.99
Rural Hydrant Charge	\$861.49

Hydrant Charge	Annual
Annual User Fee to the Fire Department	\$40,470



**REGULAR COUNCIL MEETING MINUTES**  
Held on Wednesday, February 4, 2026, at 5:00 PM  
**Held Virtually and In-Person**

COUNCIL MEMBERS PRESENT		STAFF PRESENT
Mayor:	John Beddows	Melanie Kirkby, CAO
Councillors:	Colin Brown	Lynsey Zufelt, Deputy Clerk
	Matt Harper	Brenda Guy, Manager of Planning and Development
	Patrick Kirkby	David Armstrong, Manager of Public Works
	Anne-Marie Koiner	Tanya Dallaire, Deputy Treasurer
	Vicky Leakey	Jeff Johnston, Manager of Parks and Recreation
	David Osmond	Andrew Dickson, Fire Chief
Regrets:		Penny Kelly, Clerk / CEMC
		John Morrison, Treasurer

1.	<b>Call Meeting to Order</b>
	Mayor Beddows called the meeting to order at 5:07 PM.
2.	<b>Disclosure of Pecuniary Interest &amp; General Nature Thereof – None</b>
3.	<b>Canadian National Anthem</b>
	<ul style="list-style-type: none"> <li>The National Anthem was played.</li> </ul>
4.	<b>Land Acknowledgement Statement</b>
	<ul style="list-style-type: none"> <li>Mayor Beddows read the Land Acknowledgement Statement.</li> </ul>
5.	<b>Public Question / Comment</b> (Only Addressing Motion(s) or Reports on the Agenda)
	<ul style="list-style-type: none"> <li>A Member of the Public addressed a Report listed on the Agenda.</li> </ul>
6.	<b>Disclosure of Additional Items</b>
	1. Township of Edwardsburg Cardinal – Request for Support – Mayor Beddows
7.	<b>Public Meeting</b>
	1. <b>Proposed Class III Development Permit (DP2025-17) – 580 King Street East – Change of Use to Convert the Existing Building from Retail to a Veterinary Clinic and Construct an Addition (Ref. Council-PD-2026-02)</b>
	<ul style="list-style-type: none"> <li>A Public Meeting was held regarding a proposed Class III Development Permit Application (DP2025-17) received from the Applicant: Full Speed Builders on behalf of the Owner: Otis Properties Ltd., regarding the property municipally and legally described as 580 King Street East, CON 1 PT LOT 15 FORM LEEDS; PLAN 86 GAN R ES, for a change of use to convert the existing building from retail to a Veterinary Clinic and construct a 141m<sup>2</sup> addition.</li> </ul>
	<ul style="list-style-type: none"> <li><b>The Chair requested the Manager of Planning and Development to present the Application to Council.</b> <ul style="list-style-type: none"> <li>Brenda Guy, Manager of Planning and Development provided an overview of Report Council PD-2026-02.</li> </ul> </li> </ul>
	<ul style="list-style-type: none"> <li><b>The Chair asked the Owner/Applicant if they had anything to add to the Staff overview.</b> <ul style="list-style-type: none"> <li>None</li> </ul> </li> </ul>



	<ul style="list-style-type: none"><li>• <b>The Chair asked the Owner/Applicant if they had anything to add to the Staff overview.</b><ul style="list-style-type: none"><li>• None</li></ul></li></ul>
	<ul style="list-style-type: none"><li>• <b>The Chair asked if any member of Council had any questions or comments.</b><ul style="list-style-type: none"><li>• Councillor Brown advised that the Application was presented to the Planning Advisory Committee (PAC) and that PAC supports the Application and noted that the application is for temporary use only and is time sensitive.</li><li>• Mayor Beddows inquired about the proposed bus drop off site, as there is no parking on the east side of Stone Street South and how summer traffic levels may affect the safety of the drop offs.<ul style="list-style-type: none"><li>• The Manager of Planning &amp; Development advised that the program aligns with public school calendar and that there will be no kids dropped off by bus at the proposed site during the summer.</li></ul></li></ul></li></ul>
	<ul style="list-style-type: none"><li>• <b>The Chair advised that under the Development Permit By-law, comments may be made by the public however, once a Permit has been approved the only party able to appeal to the Ontario Land Tribunal is the Applicant.</b></li><li>• <b>The Chair asked if any member of the public had any questions or comments.</b> – None</li></ul>
	<ul style="list-style-type: none"><li>• <b>The Chair asked if the Owner/Applicant had any additional questions or comments.</b> – None</li></ul>
	<b>Council considered the following recommendation.</b>
	<p><b>Motion #26-026 – Class III Development Permit (DP2025-19) – 215 Stone Street South – (Holbik)</b></p> <p><b>Moved By:</b> Deputy Mayor Leakey                      <b>Seconded By:</b> Councillor Osmond</p> <p>BE IT RESOLVED THAT THE COUNCIL OF THE TOWN OF GANANOQUE APPROVES DEVELOPMENT PERMIT DP2025-19 (HOLBIK) AT 215 STONE STREET SOUTH TO PERMIT A PRIVATE SCHOOL AND RELATED OFFICES FOR A PERIOD OF THREE (3) YEARS FROM THE DATE OF DECISION, PROVIDED ALL NECESSARY REQUIREMENTS ARE MET BY THE MINISTRY OF EDUCATION, ONTARIO BUILDING CODE AND THE FOLLOWING:</p> <ul style="list-style-type: none"><li>- THAT THE BUS STOP BE LOCATED ON STONE STREET SOUTH AND THE LOADING/UNLOADING OF CHILDREN BY PARENTS BE LOCATED ON SYDENHAM STREET TO THE SATISFACTION OF PUBLIC WORKS;</li><li>- THAT THE FENCING ABUTTING THE PROPERTY OF 121 SYDENHAM STREET BE ADEQUATE FOR THE BENEFIT OF THE CHILDREN AND PRIVACY OF THE NEIGHBOUR;</li><li>- ALL FINAL PLANS TO BE SUBMITTED AND APPROVED BY THE TOWN PRIOR TO REGISTRATION OF THE AGREEMENT ON TITLE,</li><li>- CLEARANCE BE OBTAINED AND SUBMITTED TO PLANNING AND DEVELOPMENT FOR SCHOOL BUS DROP OFF/PICK UP, LOADING AND UNLOADING AND THE MUNICIPAL BACKFLOW BY-LAW TO THE SATISFACTION OF PUBLIC WORKS;</li><li>- NO ILLUMINATED OR BACKLIT SIGNAGE IS PERMITTED;</li><li>- THE OWNER ENTER INTO A DEVELOPMENT PERMIT AGREEMENT WITHIN ONE (1) YEAR OF THE NOTICE OF DECISION OR THE APPROVAL MAY LAPSE, AND;</li><li>- ALL COSTS ASSOCIATED WITH FULFILLING THE CONDITIONS OF THIS DECISION ARE BORNE BY THE OWNER,</li></ul> <p>AS RECOMMENDED BY THE PLANNING ADVISORY COMMITTEE (PAC) AND AS PRESENTED IN COUNCIL REPORT-DP-2026-03.</p> <p style="text-align: right;"><b>CARRIED – UNANIMOUS</b></p>
<b>8.</b>	<b>Presentations/Awards/Deputations</b> – None
<b>9.</b>	<b>Delegations</b> – None
<b>10.</b>	<b>Mayor’s Declaration</b> – None
<b>11.</b>	<b>Unfinished Business</b> – None









## Council Report – FIN-2026-06

**Date:** February 18, 2026

☐ **IN CAMERA**

**Subject:** 2024 Municipal Finance Profile

**Author:** John Morrison, Treasurer

☒ **OPEN SESSION**

---

### **RECOMMENDATION:**

BE IT RESOLVED THAT THE COUNCIL OF THE TOWN OF GANANOQUE RECEIVES FOR INFORMATION, THE KEY FINDINGS FROM THE MINISTRY OF MUNICIPAL AFFAIRS AND HOUSING (MMAH), THE GANANOQUE MUNICIPAL FINANCE PROFILE, BASED ON TOWN'S 2024 FINANCIAL INFORMATION RETURN (FIR), AS PRESENTED IN COUNCIL REPORT FIN-2026-06.

### **STRATEGIC PLAN COMMENTS:**

Sector 3 – Financial Sustainability – Strategic Initiative #1 – Ensure that Gananoque is and remains an affordable place to do business and raise a family.

### **BACKGROUND:**

The purpose of this report is to provide Council with a high-level overview of the Town of Gananoque's financial condition, focusing on: - Reserves and financial flexibility - Debt and long-term obligations - Sustainability and asset management indicators - Residential tax affordability (tax effort)

The Municipal Financial Profile is prepared annually by MMAH and is intended to support Council decision-making by benchmarking municipal financial performance against peer municipalities and provincial averages.

### **INFORMATION/DISCUSSION:**

Municipalities in Ontario are required to submit an annual Financial Information Return (FIR) to the Province. Using this information, MMAH prepares a standardized *Municipal Financial Profile* that analyzes sustainability, flexibility, and vulnerability indicators in accordance with best practices established by the Chartered Professional Accountants of Canada (CPA Canada).

The indicators presented should be interpreted collectively, not in isolation, and are intended to supplement — not replace — Council's broader budget and asset management planning processes.



## Summary Tables – Key Financial Indicators (2024)

Indicator	Gananoque	Interpretation
Total Reserves	\$25.2 million	Strong financial flexibility
Reserves as % of Municipal Expenses	132.5%	Well above benchmarks
Total Debt	\$5.1 million	Low and declining
Debt per Household	\$1,845	Well below peer averages
Debt Servicing as % of Expenses	2.8%	Minimal budget pressure
Current Ratio	588%	Very strong liquidity
Asset Sustainability Ratio	202%	Capital investment exceeds amortization
Residential Tax Effort	5.0%	Improved affordability

The sections below provide additional explanation in plain-language terms to support Council decision-making.

### Overall Financial Position

The Town of Gananoque continues to demonstrate a strong overall financial position. Key indicators point to: - High reserve balances - Low and declining debt levels - Strong liquidity and working capital - Improved residential tax affordability

This position provides Council with financial resilience and flexibility to manage future pressures while maintaining service levels.

### Reserves and Financial Flexibility

2024 Key Indicators: -

Total Reserves and Discretionary Reserve Funds: \$25.2 million –

Reserves per Household: \$9,132 –

Reserves as a % of Municipal Expenses: 132.5% -

Reserves as a % of Own Purpose Taxation: 237.5%

Gananoque's reserve levels are well above South Single-Tier and provincial averages, indicating strong financial flexibility. These reserves enhance the Town's ability to: - Fund capital projects - Mitigate financial risk and emergencies - Smooth tax impacts over time

Maintaining alignment between reserve balances and long-term asset management needs remains an important consideration.

### Debt and Long-Term Obligations

Debt Position (2024): -

Total Debt: \$5.1 million –

Debt per Household: \$1,845 –

Debt Servicing Costs:\$533,094

**Debt Affordability Indicators: -**

Debt Servicing as % of Municipal Expenses: 2.8% -

Debt Servicing as % of Own Source Revenue: 2.3% -

Debt Service Coverage Ratio: 27 (Provincial target  $\geq 2$ )

The Town's debt burden is low and declining, and debt servicing costs consume a small share of operating resources. The Town maintains significant unused borrowing capacity should debt financing be required for major capital investments.

**Sustainability and Operating Results**

Operating and Liquidity Indicators: -

Annual Surplus (Adjusted): \$13.5 million –

Operating Balance as % of Revenues: 36.9% -

Current Ratio: 588% (Target  $\geq 100\%$ )

These results indicate that the Town generates sufficient revenues to support ongoing services while maintaining strong liquidity and working capital.

**Asset Sustainability**

Capital Asset Indicators: -

Asset Sustainability Ratio: 202% (Target  $> 90\%$ ) –

Asset Consumption Ratio: 48.1% -

Net Book Value of Capital Assets: 53.8% of original cost

The Town is investing in capital assets at levels exceeding annual amortization, which supports long-term infrastructure sustainability. Assets are, on average, at mid-life, reinforcing the importance of continued capital planning and reserve contributions.

**Residential Tax Effort and Affordability**

2024 Residential Tax Effort: -

Average Total Residential Property Taxes: \$3,378 per household –

Median Household Income: \$67,000 –

Tax Effort: 5.0%

The tax effort has declined from 5.7% in 2023, indicating improved affordability. While Gananoque remains slightly above the South Single-Tier average (4.8%) and provincial average (4.2%), the trend is positive.

**Vulnerability and Revenue Mix**

- Own Source Revenue as % of Total Revenue: 78.4%
- Own Source Revenue per Household: \$8,443

These indicators suggest moderate vulnerability, with a strong reliance on locally controlled revenues while maintaining some exposure to provincial funding and external economic factors.

**APPLICABLE POLICY/LEGISLATION:**

N/A

**FINANCIAL CONSIDERATIONS:**

There are no immediate financial implications arising directly from this report. The information provided supports Council's consideration of future budget, tax, reserve, and capital planning decisions.

The 2024 Municipal Financial Profile confirms that the Town of Gananoque is in a strong and resilient financial position. Council benefits from high reserve levels, low debt, solid liquidity, and improving tax affordability. Continued prudent financial planning will be essential to sustain this position in the face of infrastructure demands, economic uncertainty, and demographic pressures.

**CONSULTATIONS:**

None.

**ATTACHMENTS:**

Municipal Financial Profile – Town of Gananoque (Based on 2024 FIR)

<b>APPROVAL</b>	<div>_____</div> <div>John Morrison, Treasurer</div> <div>Certifies that unless otherwise provided for in this report the funds are contained within the approved Budgets and that the financial transactions follow Council's own policies and guidelines and the <i>Municipal Act</i> and regulations.</div> <div>_____</div> <div>Melanie Kirkby, CAO</div>
-----------------	--

STATISTICAL INFORMATION

						2024 AVERAGES FOR:					
						South - Single Tiers	PROVINCE				
								24/23 %	23/22 %	22/21 %	21/20 %
	2020	2021	2022	2023	2024						
	FY20	FY21	FY22	FY23	FY24						
Population <sup>*3</sup>	5,159	5,383	5,383	5,383	5,383	167,027	48,304	0.0%	0.0%	0.0%	4.3%
Households <sup>*3</sup>	2,551	2,625	2,630	2,758	2,758	71,370	19,208	0.0%	4.9%	0.2%	2.9%
Municipal Expenses <sup>*7</sup>	\$ 16,294,788	\$ 17,441,832	\$ 17,721,633	\$ 21,276,296	\$ 19,003,310	\$ 679,837,527	\$ 188,965,541	-10.7%	20.1%	1.6%	7.0%
Own Source Revenues	\$ 15,323,296	\$ 17,319,380	\$ 19,565,673	\$ 21,353,580	\$ 23,285,767	\$ 541,557,903	\$ 154,771,896	9.0%	9.1%	13.0%	13.0%
Own Source Revenue per Household	\$ 6,007	\$ 6,598	\$ 7,439	\$ 7,742	\$ 8,443	\$ 7,374	\$ 4,582	9.0%	4.1%	12.8%	9.8%
Own Source Revenue as a % of Total Revenues (Less Donated TCAs)	73.7%	83.0%	84.9%	87.6%	78.4%	74.7%	74.8%	-10.5%	3.2%	2.3%	12.7%
Total Revenues	\$ 20,796,514	\$ 20,854,383	\$ 23,036,903	\$ 24,988,627	\$ 30,145,141	\$ 789,465,602	\$ 228,945,561	20.6%	8.5%	10.5%	0.3%
Annual Repayment Limit	\$ 3,198,110	\$ 3,330,897	\$ 2,948,546	\$ 1,593,850	\$ 4,242,447	\$ 118,533,766	\$ 28,061,631	166.2%	-45.9%	-11.5%	4.2%
Own Purpose Taxation	\$ 8,169,539	\$ 8,595,244	\$ 9,262,546	\$ 9,773,050	\$ 10,605,107	\$ 319,314,472	\$ 85,440,238	8.5%	5.5%	7.8%	5.2%
Direct Water Billings as % of Gross Water Expenditures	84.6%	107.0%	132.2%	168.7%	196.4%	111.1%	63.9%				
Taxable Res. Assessment as a % of Total Taxable Assessment	68.9%	69.7%	71.2%	71.8%	71.5%	75.0%	80.2%				

DISCOUNTED WEIGHTED ASSESSMENT <sup>\*1</sup> (Source: Financial Information Return)

						2024 AVERAGES FOR:	
						South - Single Tiers	PROVINCE
	2020	2021	2022	2023	2024		
Taxable	621,180,499	652,331,875	682,707,367	699,300,412	708,147,690	25,879,628,926	10,971,979,852
PIL	4,338,791	4,272,991	4,272,991	4,272,991	4,272,991	970,532,965	144,647,013
Total	625,519,289	656,604,865	686,980,358	703,573,403	712,420,680	26,850,161,891	11,116,626,865

MUNICIPAL FINANCIAL PROFILES

(Based on 2024 Financial Information Return)

Gananoque ST

Date Prepared:

November 17, 2025

MSO Office:

Eastern

Prepared By:

Lilit Karapetyan

2024 FIR Load Status:

Updated Under Review

Last Updated:

October 23, 2025

2024 Households:

2,758

2024 Population:

5,383

2025 MFCI Index: <sup>\*8</sup>

6.6

Median Household Income: <sup>\*4</sup>

67,000

2025 Annual Repayment Limit:

4,737,950

Borrowing Capacity 7% over 10 yrs:

33,277,380

RESIDENTIAL TAXES

						2024 AVERAGES FOR:					
						South - Single Tiers	PROVINCE				
	2020	2021	2022	2023	2024			24/23 %	23/22 %	22/21 %	21/20 %
# of Residential Households	2,259	2,338	2,338	2,415	2,427	45,926	12,332	0.5%	3.3%	0.0%	3.5%
Avg Municipal Property Taxes Per Avg Residential Household	\$ 2,434	\$ 2,729	\$ 2,784	\$ 2,846	\$ 3,064	\$ 3,339	\$ 2,954	7.7%	2.3%	2.0%	12.1%
Avg Total Property Taxes per Avg Residential Household	\$ 2,719	\$ 3,044	\$ 3,098	\$ 3,159	\$ 3,378	\$ 3,721	\$ 3,353	7.0%	2.0%	1.8%	11.9%
Avg Total Property Taxes per Avg Residential Household as a % of Median Household Income (Tax Effort)	4.9%	5.5%	5.6%	5.7%	5.0%	4.8%	4.2%				
# of Residential Households Excluding Recreational Properties (Excl. RDUs)	2,244	2,323	2,323	2,400	2,412	45,362	11,867	0.5%	3.3%	0.0%	3.5%
Avg Municipal Property Taxes Per Avg Residential Household (Excl. RDUs)	\$ 2,401	\$ 2,698	\$ 2,752	\$ 2,814	\$ 3,030	\$ 3,321	\$ 2,930	7.7%	2.3%	2.0%	12.3%
Avg Total Property Taxes per Avg Residential Household (Excl. RDUs)	\$ 2,682	\$ 3,009	\$ 3,063	\$ 3,123	\$ 3,341	\$ 3,701	\$ 3,322	7.0%	2.0%	1.8%	12.2%
Avg Total Property Taxes per Avg Residential Household (Excl. RDUs) as a % of Median Household Income (Tax Effort)	4.9%	5.4%	5.5%	5.6%	5.0%	4.8%	4.2%				

RESIDENTIAL TAX RATES <sup>\*2</sup> (Source: Financial Information Return)

	2020	2021	2022	2023	2024	24/23 %	23/22 %	22/21 %	21/20 %
Lower / Single-Tier General Rate	0.0130728	0.0132719	0.0135373	0.0139434	0.0149195	7.0%	3.0%	2.0%	1.5%
Upper-Tier General Rate	-	-	-	-	-	0.0%	0.0%	0.0%	0.0%
Education Rate	0.0015300	0.0015300	0.0015300	0.0015300	0.0015300	0.0%	0.0%	0.0%	0.0%

TAXES RECEIVABLE

						2024 AVERAGES FOR:					
						South - Single Tiers	PROVINCE				
	2020	2021	2022	2023	2024			24/23 %	23/22 %	22/21 %	21/20 %
Total Taxes Receivable less Allowance for Uncollectibles	\$ 771,740	\$ 663,128	\$ 542,113	\$ 730,276	\$ 832,791	\$ 22,515,121	\$ 7,695,568	14.0%	34.7%	-18.2%	-14.1%
Total Taxes Rec. less Allowance for Uncollectibles as % of Total Taxes Levied	7.8%	6.6%	5.0%	6.4%	6.8%	7.8%	10.0%				
Current Year Taxes Receivable as % of Total Taxes Receivable	28.1%	56.6%	48.4%	50.3%	50.9%	62.7%	62.9%				
Working & Contingency Reserves and Discretionary Reserve Funds as % of Current Yr Taxes Rec.	306.0%	181.9%	248.4%	193.9%	182.0%	234.4%	302.5%				
Previous and Prior Years Taxes Receivable as % of Total Taxes Receivable	60.6%	27.9%	31.1%	30.2%	29.6%	26.2%	27.7%				

# M U N I C I P A L   F I N A N C I A L   P R O F I L E S

(Based on 2024 Financial Information Return)

## Gananoque ST

# M U N I C I P A L   F I N A N C I A L   P R O F I L E S

(Based on 2024 Financial Information Return)

## Gananoque ST

# M U N I C I P A L   F I N A N C I A L   P R O F I L E S

(Based on 2024 Financial Information Return)

## Gananoque ST

# M U N I C I P A L   F I N A N C I A L   P R O F I L E S

(Based on 2024 Financial Information Return)

## Gananoque ST

Date Prepared:	November 17, 2025
MSO Office:	Eastern
Prepared By:	Lilit Karapetyan

2024 FIR Load Status:	Updated Under Review
Last Updated:	October 23, 2025

2024 Households:	2,758
2024 Population:	5,383
2025 MFCI Index: <sup>*8</sup>	6.6

Median Household Income: <sup>*4</sup>	67,000
2025 Annual Repayment Limit:	4,737,950
Borrowing Capacity 7% over 10 yrs:	33,277,380

# M U N I C I P A L   F I N A N C I A L   P R O F I L E S

(Based on 2024 Financial Information Return)

## Gananoque ST

Date Prepared:	November 17, 2025
MSO Office:	Eastern
Prepared By:	Lilit Karapetyan

2024 FIR Load Status:	Updated Under Review
Last Updated:	October 23, 2025

2024 Households:	2,758
2024 Population:	5,383
2025 MFCI Index: <sup>*8</sup>	6.6

Median Household Income: <sup>*4</sup>	67,000
2025 Annual Repayment Limit:	4,737,950
Borrowing Capacity 7% over 10 yrs:	33,277,380

# MUNICIPAL FINANCIAL PROFILES

(Based on 2024 Financial Information Return)

## Gananoque ST

# M U N I C I P A L   F I N A N C I A L   P R O F I L E S

(Based on 2024 Financial Information Return)

## Gananoque ST

	2020	2021	2022	2023	2024	2024 AVERAGES FOR:		24/23 %	23/22 %	22/21 %	21/20 %
						South - Single Tiers	PROVINCE				
Total Unconditional Grants	\$ 2,842,600	\$ 1,516,263	\$ 1,322,000	\$ 1,249,300	\$ 1,177,500	\$ 3,752,597	\$ 1,045,105	-5.7%	-5.5%	-12.8%	-46.7%
Ontario Municipal Partnership Fund	\$ 1,419,500	\$ 1,377,000	\$ 1,322,000	\$ 1,249,300	\$ 1,177,500	\$ 3,734,663	\$ 1,004,004	-5.7%	-5.5%	-4.0%	-3.0%
As % of Municipal Expenses	8.7%	7.9%	7.5%	5.9%	6.2%	2.1%	7.6%				
Other	\$ 1,423,100	\$ 139,263	\$ -	\$ -	\$ -	\$ 17,935	\$ 41,100	0.0%	0.0%	-100.0%	-90.2%
Total Ontario Conditional Grants	\$ 1,756,031	\$ 1,089,922	\$ 1,527,506	\$ 1,876,103	\$ 3,867,827	\$ 140,953,416	\$ 39,119,111	106.2%	22.8%	40.1%	-37.9%
As a % of Municipal Expenses	10.8%	6.2%	8.6%	8.8%	20.4%	19.3%	12.7%				
Total Ontario Conditional and Unconditional Grants											
As a % of Municipal Expenses	28.2%	14.9%	16.1%	14.7%	26.5%	21.3%	21.3%				

COVID - 19

COVID-19 Municipal Operating Funding Allocations - Actual	2020	2021	TOTAL
- Phase 1 Allocation	\$ 308,100		
- Phase 2 Application Based Allocation	\$ 1,115,000		
- Phase 2 2021 Allocation		\$ 62,000	
2021 Provincial COVID-19 Recovery Funding for Municipalities		\$ 77,263	
Total COVID-19 Municipal Operating Funding	\$ 1,423,100	\$ 139,263	\$ 1,562,363

COVID-19 Municipal Funding - Amounts Recognized	2022	2023	2024	TOTAL	
Safe Restart Agreement - Municipal Operating Funding	\$ -	\$ -	\$ -	\$ -	
Provincial COVID-19 Recovery Funding for Municipalities		\$ -	\$ -	\$ -	
TOTAL COVID-19 MUNICIPAL OPERATING FUNDING RECOGNIZED	\$ -	\$ -	\$ -	\$ -	
			Funding not recognized:	\$ 1,562,363	
Safe Restart Agreement - Public Transit Funding	\$ -	\$ -	\$ -	\$ -	
Social Services Relief Fund (SSRF)	\$ -	\$ -	\$ -	\$ -	

\* Note: Because a municipality has recognized all of their funding, does not necessarily mean that they have used all of their funding. Some may still be in a reserve / reserve fund.

COVID-19 Municipal Funding - Amounts Recognized	2022	2023	2024	TOTAL	
Safe Restart Agreement - Municipal Operating Funding	\$ -	\$ -	\$ -	\$ -	
Provincial COVID-19 Recovery Funding for Municipalities		\$ -	\$ -	\$ -	
TOTAL COVID-19 MUNICIPAL OPERATING FUNDING RECOGNIZED	\$ -	\$ -	\$ -	\$ -	
			Funding not recognized:	\$ 1,562,363	
Safe Restart Agreement - Public Transit Funding	\$ -	\$ -	\$ -	\$ -	
Social Services Relief Fund (SSRF)	\$ -	\$ -	\$ -	\$ -	

\* Note: Because a municipality has recognized all of their funding, does not necessarily mean that they have used all of their funding. Some may still be in a reserve / reserve fund.

	2022	2023	2024
Total COVID-19 Expenses as reported on SLC 42 6009 01	\$ -	\$ -	\$ -

TOTAL DEBT BURDEN	
2019	100%
2020	100%
2021	100%
2022	100%
2023	100%
2024	100%
2025	100%
2026	100%
2027	100%
2028	100%
2029	100%
2030	100%
2031	100%
2032	100%
2033	100%
2034	100%
2035	100%
2036	100%
2037	100%
2038	100%
2039	100%
2040	100%
2041	100%
2042	100%
2043	100%
2044	100%
2045	100%
2046	100%
2047	100%
2048	100%
2049	100%
2050	100%

						2024 AVERAGES FOR:					
						South - Single Tiers	PROVINCE				
	2020	2021	2022	2023	2024			24/23 %	23/22 %	22/21 %	21/20 %
Total Debt Burden	\$ 8,842,480	\$ 6,340,143	\$ 5,868,519	\$ 5,450,120	\$ 5,087,163	\$ 364,219,659	\$ 86,829,226	-6.7%	-7.1%	-7.4%	-28.3%
Per Household	\$ 3,466	\$ 2,415	\$ 2,231	\$ 1,976	\$ 1,845	\$ 3,329	\$ 1,510	-6.7%	-11.4%	-7.6%	-30.3%
Debt Servicing Cost	\$ 898,256	\$ 2,758,778	\$ 676,282	\$ 611,060	\$ 533,094	\$ 39,676,117	\$ 8,960,829	-12.8%	-9.6%	-75.5%	207.1%

MUNICIPAL FINANCIAL PROFILES

(Based on 2024 Financial Information Return)

Gananoque ST

Date Prepared:	November 17, 2025
MSO Office:	Eastern
Prepared By:	Lilit Karapetyan

2024 FIR Load Status:	Updated Under Review
Last Updated:	October 23, 2025

2024 Households:	2,758
2024 Population:	5,383
2025 MFCl Index: *8	6.6

Median Household Income: *4	67,000
2025 Annual Repayment Limit:	4,737,950
Borrowing Capacity 7% over 10 yrs:	33,277,380

Per Household	\$	352	\$	1,051	\$	257	\$	222	\$	193	\$	381	\$	204	-12.8%	-13.8%	-75.5%	198.5%
As a % of Municipal Expenses		5.5%		15.8%		3.8%		2.9%		2.8%		4.6%		3.5%				
As a % of Own Purpose Taxation		11.0%		32.1%		7.3%		6.3%		5.0%		8.6%		6.8%				
As a % of Own Source Revenue		5.9%		15.9%		3.5%		2.9%		2.3%		5.7%		4.2%				
As a % of Total Revenues (Less Donated TCAs)		4.3%		13.2%		2.9%		2.5%		1.8%		4.3%		3.0%				
Debt Service Coverage Ratio (Target: Ratio >= 2)		8		2		12		11		27		10		21				

LIABILITIES (Including Post-Employment Benefits)

						2024 AVERAGES FOR:					
						South - Single Tiers	PROVINCE				
	2020	2021	2022	2023	2024			24/23 %	23/22 %	22/21 %	21/20 %
Temp. Loans for Current Purposes as % of Municipal Expenses	0.0%	0.0%	0.0%	0.0%	0.0%	0.3%	0.5%				
Post-Employment Benefits	\$ 662,759	\$ 1,117,972	\$ 1,175,516	\$ 1,258,754	\$ 1,300,694	\$ 129,647,104	\$ 35,671,765	3.3%	7.1%	5.1%	68.7%
Total Reserves and Reserve Funds for Post-Employment Benefits	\$ -	\$ -	\$ -	\$ -	\$ -	\$ 14,253,703	\$ 7,256,637	0.0%	0.0%	0.0%	0.0%

RESERVES AND RESERVE FUNDS

						2024 AVERAGES FOR:					
						South - Single Tiers	PROVINCE				
	2020	2021	2022	2023	2024			24/23 %	23/22 %	22/21 %	21/20 %
Total Reserves	\$ 14,691,723	\$ 15,173,653	\$ 19,777,831	\$ 21,806,135	\$ 25,185,502	\$ 89,902,362	\$ 41,417,915	15.5%	10.3%	30.3%	3.3%
Total Discretionary Reserve Funds	\$ -	\$ -	\$ -	\$ -	\$ -	\$ 225,804,564	\$ 81,113,498	0.0%	0.0%	0.0%	0.0%
Total Reserves and Discretionary Reserve Funds	\$ 14,691,723	\$ 15,173,653	\$ 19,777,831	\$ 21,806,135	\$ 25,185,502	\$ 315,706,926	\$ 122,531,413	15.5%	10.3%	30.3%	3.3%
Per Household	\$ 5,759	\$ 5,780	\$ 7,520	\$ 7,907	\$ 9,132	\$ 6,247	\$ 3,718	15.5%	5.1%	30.1%	0.4%
As a % of Total Taxes Receivable	1561.7%	1856.6%	2735.3%	2302.5%	2399.6%	1718.1%	1021.2%				
As a % of Municipal Expenses	90.2%	87.0%	111.6%	102.5%	132.5%	77.5%	73.4%				
As a % of Own Purpose Taxation	179.8%	176.5%	213.5%	223.1%	237.5%	141.0%	130.7%				

FINANCIAL ASSETS

						2024 AVERAGES FOR:					
						South - Single Tiers	PROVINCE				
	2020	2021	2022	2023	2024						
Net Financial Assets or Net Debt as a % of Total Revenues (Less Donated TCAs)	24.5%	36.5%	54.3%	47.9%	56.3%	16.4%	30.9%				
Net Financial Assets or Net Debt as % of Own Source Revenues	33.3%	44.0%	63.9%	54.7%	71.8%	22.1%	38.3%				
Net Working Capital as a % of Municipal Expenses	91.9%	89.0%	114.3%	91.3%	128.8%	42.0%	68.2%				
Net Book Value of Capital Assets as a % of Cost of Capital Assets	52.9%	51.7%	50.6%	52.2%	53.8%	60.7%	54.7%				
Asset Sustainability Ratio (Target: > 90%)	136.6%	146.9%	106.6%	222.1%	202.2%	367.8%	202.5%				
Closing Amortization Balance as a % of Total Cost of Capital Assets (Asset Consumption Ratio)	48.3%	48.9%	50.0%	48.1%	48.1%	47.0%	47.3%				



SURPLUS / DEFICIT

						2024 AVERAGES FOR:					
						South - Single Tiers	PROVINCE				
	2020	2021	2022	2023	2024			24/23 %	23/22 %	22/21 %	21/20 %
Annual Surplus / (Deficit) (Less Donated TCAs)	\$ 4,312,132	\$ 3,175,122	\$ 5,109,246	\$ 2,913,026	\$ 10,485,963	\$ 83,350,371	\$ 28,895,102	260.0%	-43.0%	60.9%	-26.4%
Annual Surplus / (Deficit) (Less Donated TCAs) Adjusted for Ontario Budget Reg. 284/09)	\$ 6,510,034	\$ 3,980,345	\$ 7,573,338	\$ 5,861,288	\$ 13,545,447	\$ 132,805,947	\$ 47,219,114	131.1%	-22.6%	90.3%	-38.9%
Annual Surplus / (Deficit) (Less Donated TCAs) as a % of Own Source Revenues	28.1%	18.3%	26.1%	13.6%	45.0%	18.4%	16.1%				
Current Ratio (Target: >= 100%)	513.7%	571.5%	647.0%	655.4%	588.2%	270.2%	680.3%				

OTHER INDICATORS

						2024 AVERAGES FOR:					
						South - Single Tiers	PROVINCE				
	2020	2021	2022	2023	2024						
Rates Coverage Ratio (Target: >=40%)	84.3%	87.5%	93.0%	82.6%	102.7%	74.7%	73.8%				
Cash Ratio (Total Cash and Cash Equivalents as a % of Current Liabilities)	418.5%	455.2%	558.5%	537.4%	493.1%	179.55%	511.93%				
Operating Balance as a % of Total Revenues (Less Donated TCAs) <sup>*5</sup>	20.7%	15.2%	22.2%	14.5%	36.9%	15.9%	13.9%				
Cumulative Annual Growth Rate <sup>*6</sup>	3.8%	-1.4%	-0.2%	-2.9%	10.3%	-0.2%	-0.4%				
Interest Payments as a % of Total Revenues (Less Donated TCAs)	1.4%	1.2%	0.9%	0.8%	0.6%	1.2%	0.9%				

MUNICIPAL FINANCIAL PROFILES

(Based on 2024 Financial Information Return)

Gananoque ST

Date Prepared:

November 17, 2025

MSO Office:

Eastern

Prepared By:

Lilit Karapetyan

2024 FIR Load Status:

Updated Under Review

Last Updated:

October 23, 2025

2024 Households:

2,758

2024 Population:

5,383

2025 MFCI Index: <sup>\*8</sup>

6.6

Median Household Income: <sup>\*4</sup>

67,000

2025 Annual Repayment Limit:

4,737,950

Borrowing Capacity 7% over 10 yrs:

33,277,380

VULNERABILITY MEASURES

						2024 AVERAGES FOR:					
						South - Single Tiers	PROVINCE				
	2020	2021	2022	2023	2024						
Own Source Revenue as a % of Total Revenues (Less Donated TCAs)	73.7%	83.0%	84.9%	87.6%	78.4%	74.7%	74.8%	-10.5%	3.2%	2.3%	12.7%
Own Source Revenue per Household	\$ 6,007	\$ 6,598	\$ 7,439	\$ 7,742	\$ 8,443	\$ 7,374	\$ 4,582	9.0%	4.1%	12.8%	9.8%
Avg Municipal Property Taxes Per Avg Residential Household	\$ 2,434	\$ 2,729	\$ 2,784	\$ 2,846	\$ 3,064	\$ 3,339	\$ 2,954	7.7%	2.3%	2.0%	12.1%
as a % of Median Household Income (Tax Effort)	4.9%	5.5%	5.6%	5.7%	5.0%	4.8%	4.2%				

SUPPLEMENTARY INDICATORS OF SUSTAINABILITY, FLEXIBILITY AND VULNERABILITY

- The following is a summary, adapted from the Chartered Professional Accountants of Canada Statement of Recommended Practice (SORP) 4:
- A government (including a municipality) may choose to report supplementary information on financial condition, to expand on and help explain the government's financial statements.
  - Supplementary assessment of a government's financial condition needs to consider, at a minimum, the elements of sustainability, flexibility and vulnerability.
  - Vulnerability in this context may be seen as the degree to which a municipality is dependent on sources of funding outside its control or influence or is exposed to risks that could impair its ability to meet its existing financial obligations both in respect of its service commitments to the public and financial commitments to creditors, employees and others.
  - Vulnerability is an important element of financial condition because it provides insights into a municipality's reliance on funding sources outside its direct control or influence and its exposure to risks. A municipality whose vulnerability is relatively low has greater control over its financial condition.
  - For each element of financial condition, the report on indicators of financial condition should include municipality-specific indicators and municipality-related indicators. It may be useful to also include economy-wide information when discussing financial condition.

ADDITIONAL NOTES ON WHAT FINANCIAL MEASURES MAY INDICATE:

- Own Source Revenue as a % of Total Revenues (Less TCAs)

Indicates the extent to which a municipality has a high proportion of revenues for its own sources, reducing its impact to a change in transfers from other levels of government.
- Own Source Revenue per Household

Indicates the demand for resources and the municipality's ability and willingness to provide resources.
- Average Municipal Property Taxes per Average Residential Household

Indicates the level of taxes on residential households for municipal purposes.
- Average Municipal Property Taxes per Average Residential Household as a % of Average Household Income

Indicates the portion of a ratepayer's income used to pay municipal property taxes.

MUNICIPAL FINANCIAL PROFILES

(Based on 2024 Financial Information Return)

Gananoque ST

Date Prepared:

November 17, 2025

MSO Office:

Eastern

Prepared By:

Lilit Karapetyan

2024 FIR Load Status:

Updated Under Review

Last Updated:

October 23, 2025

2024 Households:

2,758

2024 Population:

5,383

2025 MFCI Index: <sup>\*8</sup>

6.6

Median Household Income: <sup>\*4</sup>

67,000

2025 Annual Repayment Limit:

4,737,950

Borrowing Capacity 7% over 10 yrs:

33,277,380

\*\*\*\*\*

*The data and information contained in this document is for informational purposes only. Any use of the data and information in this document should be done by qualified individuals.*

*This information is not intended to be used on its own and should be used in conjunction with other financial information and resources available.*

\*\*\*\*\*

NOTES

- 1\*

2020 to 2024 assessment uses phase-in assessment based on 2016 property values.
- 2\*

Average tax rates are calculated where necessary when amalgamations occur.
- 3\*

Household and Population data are as reported by the municipality on Schedule 02 of the FIR.
- 4\*

Median Household Income - Source: Ministry of Finance - 2025 OMPF
- 5\*

Total Revenues include revenues from other municipalities.
- 6\*

The Cumulative Annual Growth Rate has been measured over a three year period. Infrastructure Ontario uses a five year period.
- 7\*

Total Municipal Expenses exclude amounts for other municipalities
- 8\*

MFCI index - Source: Ministry of Finance (2025 OMPF Calculation). This index is available for northern and rural municipalities only.

NUMBER OF MUNICIPALITIES IN COMPARISON GROUPS		
	South - Single Tiers	Province
2020	28	444
2021	28	443
2022	28	441
2023	26	420
2024	16	286

# MUNICIPAL FINANCIAL PROFILES

(Based on 2024 Financial Information Return)

## Gananoque ST

<b>Prepared By:</b>	Lilit Karapetyan
---------------------	------------------

Last Updated: October 23, 2025

2025 MFCI Index: <sup>*8</sup>	6.6
--------------------------------	-----

<b>2025 Annual Repayment Limit:</b>	4,737,950
-------------------------------------	-----------

<b>Borrowing Capacity 7% over 10 yrs:</b>	33,277,380
---	------------

## STATISTICAL INFORMATION

Population *3	SLC 02 0041 01
Households *3	SLC 02 0040 01
Municipal Expenses *7	SLC 40 9910 11 - SLC 12 9910 03 - SLC 12 9910 07
Own Source Revenues	SLC 10 9910 01 - SLC 10 0699 01 - SLC 10 0899 01 - SLC 10 1098 01 - SLC 10 1099 01 - SLC 10 1811 01 - SLC 10 1812 01 - SLC 10 1813 01 - SLC 10 1814 01 - SLC 10 1830 01 - SLC 10 1831 01 - SLC 12 1850 04
Own Source Revenue per Household	Own Source Revenues / SLC 02 0040 01
Own Source Revenue as a % of Total Revenues (Less Donated TCAs)	Own Source Revenues / (SLC 10 9910 01 - SLC 10 1831 01)
Total Revenues	SLC 10 9910 01
Annual Repayment Limit	The annual repayment limit is calculated annually as per Ontario regulation 403/02. To view the full calculation of the annual repayment limit, please go to the FIR website. <a href="https://efis.fma.csc.gov.on.ca/fir/ViewARL.htm">https://efis.fma.csc.gov.on.ca/fir/ViewARL.htm</a>
Own Purpose Taxation	ARLs for all municipalities (except the City of Toronto) are posted here as they are made available.
Direct Water Billings as % of Gross Water Expenditures	SLC 10 0299 01
Taxable Res. Assessment as a % of Total Taxable Assessment	(SLC 12 0831 04 + SLC 12 0832 04) / (SLC 40 0831 11 + SLC 40 0832 11)
	SLC 26 0010 17 / SLC 26 9199 17

## DISCOUNTED WEIGHTED ASSESSMENT <sup>\*1</sup> (Source: Financial Information Return)

Taxable	SLC 26 9199 17
PIL	SLC 26 9299 17
Total	SLC 26 9199 17 + SLC 26 9299 17

## RESIDENTIAL TAXES

<p># of Residential Households</p> <p>Avg Municipal Property Taxes Per Avg Residential Household</p> <p>Avg Total Property Taxes per Avg Residential Household</p> <p>Avg Total Property Taxes per Avg Residential Household as a % of Median Household Income (Tax Effort)</p>	<p>Residential CVA and corresponding household counts are provided by OPTA (excludes the City of Toronto). Residential assessment includes: Single Family, 2 - 6 Units, Farm Residential and Recreational (where included). Note: does not include vacant land.</p> <p>If labeled (Excl. RDUs) Recreational units are excluded.</p> <p>An average household assessment is calculated by taking the sum of the CVA for these residential groups divided by the corresponding households.</p>
<p># of Residential Households Excluding Recreational Properties (Excl. RDUs)</p> <p>Avg Municipal Property Taxes Per Avg Residential Household (Excl. RDUs)</p> <p>Avg Total Property Taxes per Avg Residential Household (Excl. RDUs)</p> <p>Avg Total Property Taxes per Avg Residential Household (Excl. RDUs) as a % of Median Household Income (Tax Effort)</p>	<p>An estimated tax rate for each tier (i.e. lower tier, upper tier and school) is applied to the average household assessment to calculate the averages taxes per household by tier. (the estimated tax rates are provided by OPTA).</p>

MUNICIPAL FINANCIAL PROFILES

(Based on 2024 Financial Information Return)

Gananoque ST

Date Prepared:

November 17, 2025

MSO Office:

Eastern

Prepared By:

Lilit Karapetyan

2024 FIR Load Status:

Updated Under Review

Last Updated:

October 23, 2025

2024 Households:

2,758

2024 Population:

5,383

2025 MFCI Index: \*8

6.6

Median Household Income: \*4

67,000

2025 Annual Repayment Limit:

4,737,950

Borrowing Capacity 7% over 10 yrs:

33,277,380

RESIDENTIAL TAX RATES \*2 (Source: Financial Information Return)

Lower / Single-Tier General Rate	SLC 22 0010 12 / SLC 22 0010 16
Upper-Tier General Rate	SLC 22 0010 13 / SLC 22 0010 16
Education Rate	SLC 22 0010 14 / SLC 22 0010 16

TAXES RECEIVABLE

Total Taxes Receivable less Allowance for Uncollectibles	SLC 70 0699 01
Total Taxes Rec. less Allowance for Uncollectibles as % of Total Taxes Levied	SLC 70 0699 01 / (SLC 26 9199 03 - SLC 72 2899 09)
Current Year Taxes Receivable as % of Total Taxes Receivable	SLC 70 0610 01 / (SLC 70 0690 01 + SLC 70 0699 01)
Working Fund Reserves & Contingency Funds as % of Current Yr Taxes Rec.	(SLC 60 5010 02 + SLC 60 5020 03) / SLC 70 0610 01
Previous and Prior Years Taxes Receivable as % of Total Taxes Receivable	(SLC 70 0620 01 + SLC 70 0630 01) / (SLC 70 0699 01 + SLC 70 0690 01)

GRANTS

Total Unconditional Grants	SLC 10 0699 01
Ontario Municipal Partnership Fund	SLC 10 0620 02
As % of Municipal Expenses	SLC 10 0620 01 / (SLC 40 9910 11 - SLC 12 9910 03 - SLC 12 9910 07)
Other	SLC 10 0699 01 - SLC 10 0620 01
Total Ontario Conditional Grants	SLC 10 0810 01 + SLC 10 0815 01
As a % of Municipal Expenses	(SLC 10 0810 01 + SLC 10 0815 01) / (SLC 40 9910 11 - SLC 12 9910 03 - SLC 12 9910 07)
Total Ontario Conditional and Unconditional Grants	
As a % of Municipal Expenses	(SLC 10 0699 01 + SLC 10 0810 01 + SLC 10 0815 01) / (SLC 40 9910 11 - SLC 12 9910 03 - SLC 12 9910 07)

COVID - 19

COVID-19 Municipal Operating Funding Allocations - Actual	
- Phase 1 Allocation	Phase 1 Allocations - Actual
- Phase 2 Application Based Allocation	Phase 2 Application Based Allocations - Actual
- Phase 2 2021 Allocation	Phase 2 2021 Allocations - Actual
2021 Provincial COVID-19 Recovery Funding for Municipalities	2021 Provincial COVID-19 Recovery Funding for Municipalities Allocations - Actual
Total COVID-19 Municipal Operating Funding	Phase 1 Allocations + Phase 2 Application Based Allocations + Phase 2 2021 Allocations + 2021 Provincial COVID-19 Recovery Funding for Municipalities Allocations
COVID-19 Municipal Funding - Amounts Recognized	
Safe Restart Agreement - Municipal Operating Funding	SLC 10 0626 01
Provincial COVID-19 Recovery Funding for Municipalities	SLC 10 0629 01
TOTAL COVID-19 MUNICIPAL OPERATING FUNDING RECOGNIZED	SLC 10 0626 01 (FY20) + SLC 10 0626 01 (FY21) + SLC 10 0629 01 (FY21)
Funding not recognized:	Total COVID-19 Municipal Operating Funding - Total COVID-19 Municipal Operating Funding Recognized
Safe Restart Agreement - Public Transit Funding	SLC 10 0627 01
Social Services Relief Fund (SSRF)	SLC 10 0628 01
Total COVID-19 Expenses as reported on SLC 42 6009 01	SLC 42 6009 01

TOTAL DEBT BURDEN

Total Debt Burden	SLC 74 9910 01
Per Household	SLC 74 9910 01 / SLC 02 0040 01

MUNICIPAL FINANCIAL PROFILES

(Based on 2024 Financial Information Return)

Gananoque ST

Date Prepared:	November 17, 2025
MSO Office:	Eastern
Prepared By:	Lilit Karapetyan

2024 FIR Load Status:	Updated Under Review
Last Updated:	October 23, 2025

2024 Households:	2,758
2024 Population:	5,383
2025 MFCL Index: <sup>*8</sup>	6.6

Median Household Income: <sup>*4</sup>	67,000
2025 Annual Repayment Limit:	4,737,950
Borrowing Capacity 7% over 10 yrs:	33,277,380

Debt Servicing Cost	SLC 74 3099 01 + SLC 74 3099 02
Per Household	(SLC 74 3099 01 + SLC 74 3099 02) / SLC 02 0040 01
As a % of Municipal Expenses	(SLC 74 3099 01 + SLC 74 3099 02) / (SLC 40 9910 11 - SLC 12 9910 03 - SLC 12 9910 07)
As a % of Own Purpose Taxation	(SLC 74 3099 01 + SLC 74 3099 02) / SLC 10 0299 01
As a % of Own Source Revenue	(SLC 74 3099 01 + SLC 74 3099 02) / (SLC 10 9910 01 - SLC 10 0699 01 - SLC 10 0899 01 - SLC 10 1098 01 - SLC 10 1099 01 - SLC 10 1811 01 - SLC 10 1812 01 - SLC 10 1813 01 - SLC 10 1814 01 - SLC 10 1830 01 - SLC 10 1831 01 - SLC 12 1850 04)
As a % of Total Revenues (Less Donated TCAs)	(SLC 74 3099 01 + SLC 74 3099 02) / (SLC 10 9910 01 - SLC 10 1831 01)
Debt Service Coverage Ratio (Target: Ratio >= 2)	(SLC 10 9910 01 - SLC 40 9910 11 + SLC 40 9910 02 + SLC 40 9910 16) / (SLC 74 3099 01 + SLC 74 3099 02)

MUNICIPAL FINANCIAL PROFILES					
(Based on 2024 Financial Information Return)					
Gananoque ST					
Date Prepared:	November 17, 2025	2024 FIR Load Status:	Updated Under Review	2024 Households:	2,758
MSO Office:	Eastern	Last Updated:	October 23, 2025	2024 Population:	5,383
Prepared By:	Lilit Karapetyan			2025 MFCI Index: <sup>*8</sup>	6.6
				Median Household Income: <sup>*4</sup>	67,000
				2025 Annual Repayment Limit:	4,737,950
				Borrowing Capacity 7% over 10 yrs:	33,277,380

LIABILITIES (Including Post-Employment Benefits)	
Temp. Loans for Current Purposes as % of Municipal Expenses	SLC 70 2010 01 / (SLC 40 9910 11 - SLC 12 9910 03 - SLC 12 9910 07)
Post-Employment Benefits	SLC 70 2899 01
Total Reserves and Reserve Funds for Post-Employment Benefits	SLC 60 5060 02 + SLC 60 5060 03 + SLC 60 5070 02 + SLC 60 5070 03 + SLC 60 5080 02 + SLC 60 5080 03 + SLC 60 5090 02 + SLC 60 5090 03

RESERVES AND RESERVE FUNDS	
Total Reserves	SLC 60 2099 03
Total Discretionary Reserve Funds	SLC 60 2099 02
Total Reserves and Discretionary Reserve Funds	SLC 60 2099 02 + SLC 60 2099 03
Per Household	(SLC 60 2099 02 + SLC 60 2099 03) / SLC 02 0040 01
As a % of Total Taxes Receivable	(SLC 60 2099 02 + SLC 60 2099 03) / (SLC 70 0699 01 + SLC 70 0690 01)
As a % of Municipal Expenses	(SLC 60 2099 02 + SLC 60 2099 03) / (SLC 40 9910 11 - SLC 12 9910 03 - SLC 12 9910 07)
As a % of Own Purpose Taxation	(SLC 60 2099 02 + SLC 60 2099 03) / SLC 20 0299 01

FINANCIAL ASSETS	
Net Financial Assets or Net Debt as a % of Total Revenues (Less Donated TCAs)	SLC 70 9945 01 / (SLC 10 9910 01 - SLC 10 1831 01)
Net Financial Assets or Net Debt as % of Own Source Revenues	SLC 70 9945 01 / (SLC 10 9910 01 - SLC 10 0699 01 - SLC 10 0899 01 - SLC 10 1098 01 - SLC 10 1099 01 - SLC 10 1811 01 - SLC 10 1812 01 - SLC 10 1813 01- SLC 10 1814 01 - SLC 10 1830 01 - SLC 10 1831 01 - SLC 12 1850 04)
Net Working Capital as a % of Municipal Expenses	(SLC 70 0299 02 + SLC 70 0499 01 + SLC 70 0699 01 + SLC 70 0830 01 + SLC 70 0835 01 + SLC 70 6250 01 + SLC 70 6260 01 + SLC 70 2010 01 + SLC 70 2299 01) / (SLC 40 9910 11 - SLC 12 9910 03 - SLC 12 9910 07)
Net Book Value of Capital Assets as a % of Cost of Capital Assets	(SLC 70 6210 01 - SLC 51 2005 11 - SLC 51 2205 11) / (SLC 51 9910 06 - SLC 51 2005 11 - SLC 51 2205 11)
Asset Sustainability Ratio (Target: > 90%)	SLC 51 9910 03 / SLC 51 9910 08
Closing Amortization Balance as a % of Total Cost of Capital Assets (Asset Consumption Ratio)	SLC 51 9910 10 / SLC 51 9910 06

SURPLUS / DEFICIT	
Annual Surplus / (Deficit) (Less Donated TCAs)	SLC 10 2099 01 - SLC 10 1831 01
Annual Surplus / (Deficit) (Less Donated TCAs) Adjusted for Ontario Budget Reg. 284/09)	SLC 10 2099 01 - SLC 10 1831 01 + SLC 40 9910 16 + (SLC 70 2799 01 (CY) - SLC 70 2799 01 (PY)) + (SLC 70 2899 01 (CY) - SLC 70 2899 01 (PY)) - SLC 74 3099 01 (CY = CURRENT YEAR, PY = PREVIOUS YEAR)
Annual Surplus / (Deficit) (Less Donated TCAs) as a % of Own Source Revenues	(SLC 10 2099 01 - SLC 10 1831 01) / (SLC 10 9910 01 - SLC 10 0699 01 - SLC 10 0899 01 - SLC 10 1098 01 - SLC 10 1099 01 - SLC 10 1811 01 - SLC 10 1812 01 - SLC 10 1813 01- SLC 10 1814 01 - SLC 10 1830 01 - SLC 10 1831 01 - SLC 12 1850 04)
Current Ratio (Target: >= 100%)	(SLC 70 9930 01 - SLC 70 0829 01 - SLC 70 0845 01 - SLC 70 0898 01) / (SLC 70 2099 01 + SLC 70 2299 01)

OTHER INDICATORS	
Rates Coverage Ratio (Target: >=40%)	(SLC 10 0299 01 + SLC 10 1299 01 + SLC 10 1880 01 + SLC 10 1885 01) / SLC 40 9910 01
Cash Ratio (Total Cash and Cash Equivalents as a % of Current Liabilities)	SLC 70 0299 01 / (SLC 70 2099 01 + SLC 70 2299 01)
Operating Balance as a % of Total Revenues (Less Donated TCAs) <sup>*5</sup>	(SLC 10 9910 01 - SLC 40 9910 07) / (SLC 10 9910 01 - SLC 10 1831 01)
Cumulative Annual Growth Rate <sup>*6</sup>	((SLC 10 9910 01 (CY) / SLC 10 9910 01 (CY - 3) ^ (1/3) - 1) - ((SLC 40 9910 07 (CY) / SLC 40 9910 07 (CY -3) ^ (1/3) - 1)
Interest Payments as a % of Total Revenues (Less Donated TCAs)	SLC 74 2099 02 / (SLC 10 9910 01 - SLC 10 1831 01)



**MOTION / RESOLUTION OF COUNCIL**

<b>Date:</b> February 4, 2026		<b>Motion #26 – 030</b>
<b>Subject: Township of Edwardsburgh Cardinal – Spencerville Arena for Kraft Hockeyville 2026 – Request for Support</b>		
<b>Moved by:</b>	Mayor Beddows	
<b>Seconded by:</b>	Councillor Koiner	
<p>BE IT RESOLVED THAT THE COUNCIL OF THE TOWN OF GANANOQUE SUPPORTS THE BID FROM THE TOWNSHIP OF EDWARDSBURGH CARDINAL TO NOMINATE THE SPENCERVILLE ARENA FOR THE KRAFT HOCKEYVILLE 2026 COMPETITION.</p>		

Carried: ☒ Ayes ☒ Nays ☐

Defeated: ☐

Tabled/Postponed: ☐

  
\_\_\_\_\_  
John S. Beddows, Mayor





**MOTION / RESOLUTION OF COUNCIL**

<b>Date:</b> February 18, 2026		<b>Motion #26 –</b>
<b>Subject: Physician Recruitment and Experiential Locum Policies – Direction to Staff</b>		
<b>Moved by:</b>	Councillor Koiner	
<b>Seconded by:</b>		
<p><b>WHEREAS</b> THE TOWN OF GANANOQUE RECOGNIZES AND DEEMS IT DESIRABLE TO ATTRACT PHYSICIANS TO THE AREA FOR ITS RESIDENTS AND COMMUNITY;</p> <p><b>WHEREAS</b> THE TOWN OF GANANOQUE ESTABLISHED A PHYSICIAN EXPERIENTIAL LOCUM GRANT POLICY EFFECTIVE AUGUST 15, 2023, TO BE FUNDED AND APPROVED BY COUNCIL THROUGH THE ANNUAL OPERATING BUDGET PROCESS;</p> <p><b>WHEREAS</b> THE TOWN OF GANANOQUE ESTABLISHED A PHYSICIAN RECRUITMENT GRANT PROGRAM POLICY EFFECTIVE JULY 16, 2024, AND THE PROGRAM FUNDING TO BE DRAWN FROM THE GRANT PORTION OF THE CASINO SLOT REVENUE AND APPROVED BY COUNCIL THROUGH THE ANNUAL OPERATING BUDGET PROCESS, AND;</p> <p><b>WHEREAS</b> THE AMOUNT OF FUNDING AVAILABLE FOR BOTH POLICIES IS TO BE APPROVED BY COUNCIL THROUGH THE ANNUAL OPERATING BUDGET PROCESS AND IN RECOGNITION THAT CASINO SLOT REVENUES ARE DECLINING THUS AFFECTING THE AMOUNT AVAILABLE IN THE COMMUNITY GRANT PROGRAM</p> <p><b>NOW THEREFORE,</b> BE IT RESOLVED THAT THE COUNCIL OF THE TOWN OF GANANOQUE ESTABLISHES A SEPARATE BUDGET LINE ITEM FOR THE ONGOING FUNDING OF THESE TWO INCENTIVE PROGRAMS FOR THE PURPOSES OF ATTRACTING FAMILY PHYSICIANS TO GANANOQUE AND ALLOCATE UP TO \$ 60,000 PER YEAR FROM THE GENERAL TAX LEVY EFFECTIVE WITH THE 2026 OPERATING BUDGET.</p>		

**Ayes** \_\_\_\_\_ **Nays** \_\_\_\_\_

**Carried:** \_\_\_\_\_

**Defeated:** \_\_\_\_\_

**Tabled/Postponed:** \_\_\_\_\_

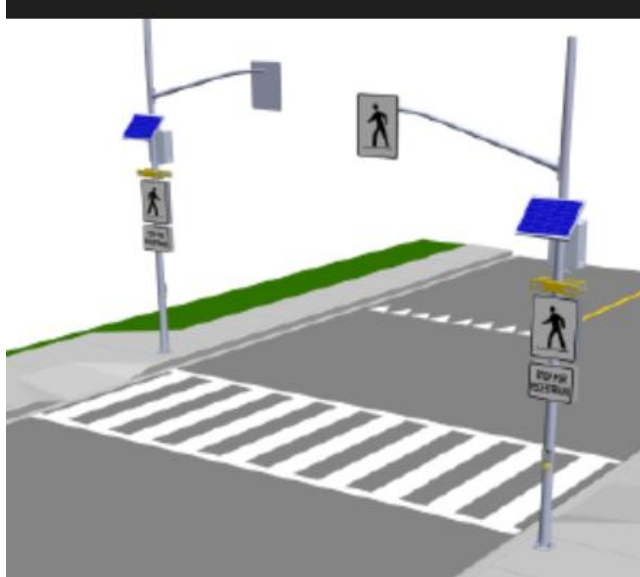
\_\_\_\_\_  
John S. Beddows, Mayor

**From:** Mathew Heidt  
**Sent:** February 4, 2026 1:35 PM  
**To:** Penny Kelly <clerk@gananoque.ca>  
**Cc:** Lynsey Zufelt <deputyclerk@gananoque.ca>  
**Subject:** Pedestrian crossover

You don't often get email from [m.heidt.music@gmail.com](mailto:m.heidt.music@gmail.com). [Learn why this is important](#)

Good afternoon Penny,

I am submitting the attached proposal to install a PXO-style (lights & button) crossing at North St. and Stone St.  
(similar to image below)



Hoping to improve upon the existing crossing's double-line painted pavement markings by adding lights & crossing buttons to better alert drivers, and ensure the safety of all pedestrians crossing. This will also help when snow is on the road, covering the existing painted lines.

I have noticed, along with my wife and 2 young daughters, that attempting to cross the road at this intersection when a crossing guard is not present is difficult. In my experience in this community for over 4 years, no vehicle will slow down or intend to stop even when you are indicating that you are moving across the road, at any time of year.

Thank you for taking the time to review this submission. Please let me know if you have any questions.

Regards,

Mathew Heidt

## Proposal to the Council of the Town of Gananoque

### Subject:

Proposal for the Installation of a Marked Pedestrian Crossover (PXO) at Stone Street North and North Street

Authority: Submitted pursuant to Procedural By-law 2016-094

DATE: February 4, 2026

### Statement

I respectfully submit this proposal to request that Council direct staff to review and install a marked, controlled pedestrian crossover (PXO) at the intersection of **Stone Street North** and **North Street**.

### Safety and Operational Rationale

The request for a formalized crossing is based on the following safety concerns and traffic observations:

- **Proximity to Educational Facilities:** The intersection serves Linklater Public School, creating daily pedestrian activity involving school-aged children. These vulnerable road users require heightened consideration within the traffic environment.
- **High Pedestrian Demand:** Children utilize this intersection daily to access Linklater Public School. Furthermore, the route is used by adults and family members who access other local schools and daycare facilities, maintaining consistent demand outside standard school hours.
- **Peak Hour Traffic Constraints:** Between the hours of 4:00 p.m. and 6:00 p.m., traffic volumes on Stone Street North increase significantly. During these intervals, pedestrians—particularly caregivers with young children—face substantial difficulty identifying safe gaps in traffic to cross.
- **Significant Infrastructure Gap:** Currently, there is a 1.3-kilometre stretch on Stone Street North (between King Street and Charles Street North) devoid of controlled pedestrian crossings. This gap forces residents to cross at unmarked locations, increasing the likelihood of vehicle-pedestrian conflict.
- **Risk Mitigation:** Implementing a controlled PXO-style crossover would formalize the existing crossing point, heighten driver awareness, and eliminate the reliance on informal, unsafe crossing methods. This is a practical safety enhancement for a well-established pedestrian corridor.

### Formal Request for Action

We respectfully request that Council direct staff to conduct a timely safety review of Stone Street North at North Street intersection. Proceed with the installation of a marked pedestrian crossover (PXO), including the necessary signage, lighting, pedestrian buttons, pavement markings, and secondary safety measures identified in the review. Given the presence of an elementary school and daily use by children and families, we ask that this matter is treated as a **priority safety concern**.

Signed,  
Mathew Heidt



Date:

February 4, 2026

## **MEDIA RELEASE**

**FOR IMMEDIATE RELEASE**

**February 4, 2026**

---

### **United Counties of Leeds and Grenville's Update on Warming Centre Operations, Donations and Volunteers**

The United Counties of Leeds and Grenville is pleased to provide an update on the operations of our Warming Centre located at 166 Pearl Street East, in Brockville.

On average, the centre welcomes approximately 9-17 guests each night. While some individuals stay for the entire night and others for shorter periods, the usage reflects an ongoing community need and the value this service provides.

To ensure a safe and supportive environment, each shift is staffed by one security guard and two service providers, offering onsite assistance, oversight, and connection to supports when needed.

The United Counties of Leeds and Grenville thanks all community members, partners, and volunteers who continue to support the Warming Centre and the individuals it serves.

Food donations and volunteer opportunities can be coordinated by contacting [warmingcenter@uclg.on.ca](mailto:warmingcenter@uclg.on.ca)

#### **Food Donations**

Following a recent health inspection, the Warming Centre is now able to accept the following food donations:


- Pre-packaged food items, and/or
- Prepared foods from a health inspected kitchen (inspection certificate required).

#### **Volunteer Opportunities**

To maintain the safety of guests and staff, volunteers are required to complete a registration and screening process, including:

- A volunteer registration/screening form,
- A screening interview and any additional required paperwork,
- A current vulnerable sector check (a letter can be provided for those who require one).

Once approved, volunteers will be added to the centre's registered volunteer list.

A decorative graphic in the bottom right corner consisting of overlapping curved shapes in maroon and teal colors.

February 4, 2026

---

### **Clothing and Item Donations**

The Warming Centre is unable to accept clothing, blankets, or similar items. These donations should be directed to The Salvation Army, with whom the Counties have partnered to support guests through their voucher program.

-30-

### **Media inquiries:**

John Kalivas, Communications Coordinator  
United Counties of Leeds and Grenville  
25 Central Avenue W., Suite 100, Brockville, ON, K6V 4N6  
613-342-3840 ext. 2454 or [John.Kalivas@uclg.on.ca](mailto:John.Kalivas@uclg.on.ca)

**DEVELOPMENT PERMIT APPLICATION – CLASS III Amendment**

File No. **DP2026-01**

OWNER: **Otis Properties Ltd.**

APPLICANT: **Full Speed Builders**

The property municipally and legally described as  
**580 KING STREET EAST**  
CON 1 PT LOT 15 FORM LEEDS; PLAN 86 GAN R ES

has applied to the Town of Gananoque for a Development Permit  
**TO AMEND DEVELOPMENT PERMIT DP2025-17 TO ADD A 40M<sup>2</sup> ADDITION AT THE FRONT OF THE  
BUILDING FOR THE PURPOSES OF A PHARMACY  
(ALL OTHER CONDITIONS OF DP2025-17 WILL APPLY)**

**COMMENT DEADLINE: WEDNESDAY, FEBRUARY 18, 2026**

Circulation:

( ) Bell Canada (email)  
( ) Canada Post (email)  
( ) Cataraqui Region Conservation Authority (email)  
( ) Cogeco (email)  
( ) Eastern Ontario Catholic District School (email)  
( ) Eastern Ontario Power (email)  
( ) Enbridge Pipelines Inc.  
( ) Hydro One Inc. (email)  
( ) South East Health Unit (email)  
( ) Leeds Grenville Paramedic Services (email)  
( ) Ministry of Transportation (email)  
( ) Ontario Municipal Property Assessment (email)  
( ) Ontario Power Generation Inc. (email)  
( ) St Lawrence Parks Commission (email)  
( ) Union Gas (email)  
( ) Upper Canada District School Board (email)  
( ) Other: \_\_\_\_\_

Town of Gananoque (email)  
( ) Mayor and Council  
( ) CAO and Sr Management Team  
  
( ) Chief Building Official – B Keyes  
( ) Superintendent of Roads - B Webb  
( ) Superintendent of Utilities- M. Hoult  
( ) Public Works – C. Fromentin  
( ) Utilities – C Brennan  
( ) Utility Administrator – T Vandusen

If you have any comments/conditions that need to be addressed and/or fees or securities required, please forward them to the undersigned.

☐ No Comment

☐ Comments \_\_\_\_\_  
\_\_\_\_\_  
\_\_\_\_\_

Signature: \_\_\_\_\_

Trudy Gravel  
Assistant Planner  
30 King Street East  
Gananoque, ON K7G 1E9

## NOTICE OF MEETING

### Proposed Class III Development Permit - Amendment

**TAKE NOTICE** that the Planning Advisory Committee/Committee of Adjustment for the Town of Gananoque will hold a Meeting on **TUESDAY, FEBRUARY 24<sup>TH</sup>, 2026 at 6:00 P.M.** via **TELECONFERENCE\*** and **IN-PERSON** in the TOWN OF GANANOQUE COUNCIL CHAMBERS, 30 KING STREET EAST to consider following application.

**AND TAKE FURTHER NOTICE** that the Council for the Corporation of the Town of Gananoque will hold a Public Meeting on **WEDNESDAY, MARCH 4<sup>TH</sup>, 2026 at 5:00 P.M.** via **TELECONFERENCE\*** and **IN-PERSON** in the TOWN OF GANANOQUE COUNCIL CHAMBERS, 30 KING STREET EAST to consider the application.

\*The **TOLL-FREE PHONE NUMBER** and **ACCESS CODE** will be found on the meeting agenda, posted to the Town website at <https://www.gananoque.ca/town-hallpublic-meetings/planning-advisory-committee-meeting-february-24-2026> prior to the meeting.

File No. **DP2026-01**

OWNER: **Otis Properties Ltd.**

APPLICANT: **Full Speed Builders**

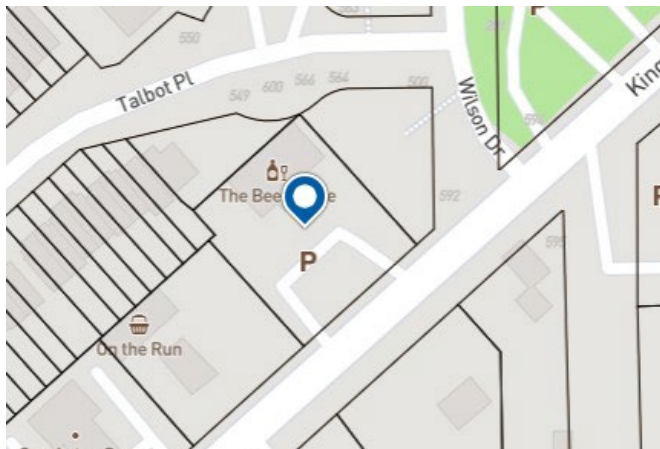
The property municipally and legally described as  
**580 KING STREET EAST**  
CON 1 PT LOT 15 FORM LEEDS; PLAN 86 GAN R ES

has applied to the Town of Gananoque for a Development Permit  
**TO AMEND DEVELOPMENT PERMIT DP2025-17 TO ADD A 40M<sup>2</sup> ADDITION AT THE FRONT OF  
THE BUILDING FOR THE PURPOSES OF A PHARMACY  
(ALL OTHER CONDITIONS OF DP2025-17 WILL APPLY)**

Additional information in relation to the proposed development permit is available for inspection on the Town website at <https://www.gananoque.ca/town-hall/meetings>, by emailing [assistantplanner@gananoque.ca](mailto:assistantplanner@gananoque.ca) or by calling Trudy Gravel, Assistant Planner at 613-382-2149 ext. 1129.

If you wish to provide comment or input you may do so at the public meeting or in writing prior to the meeting.

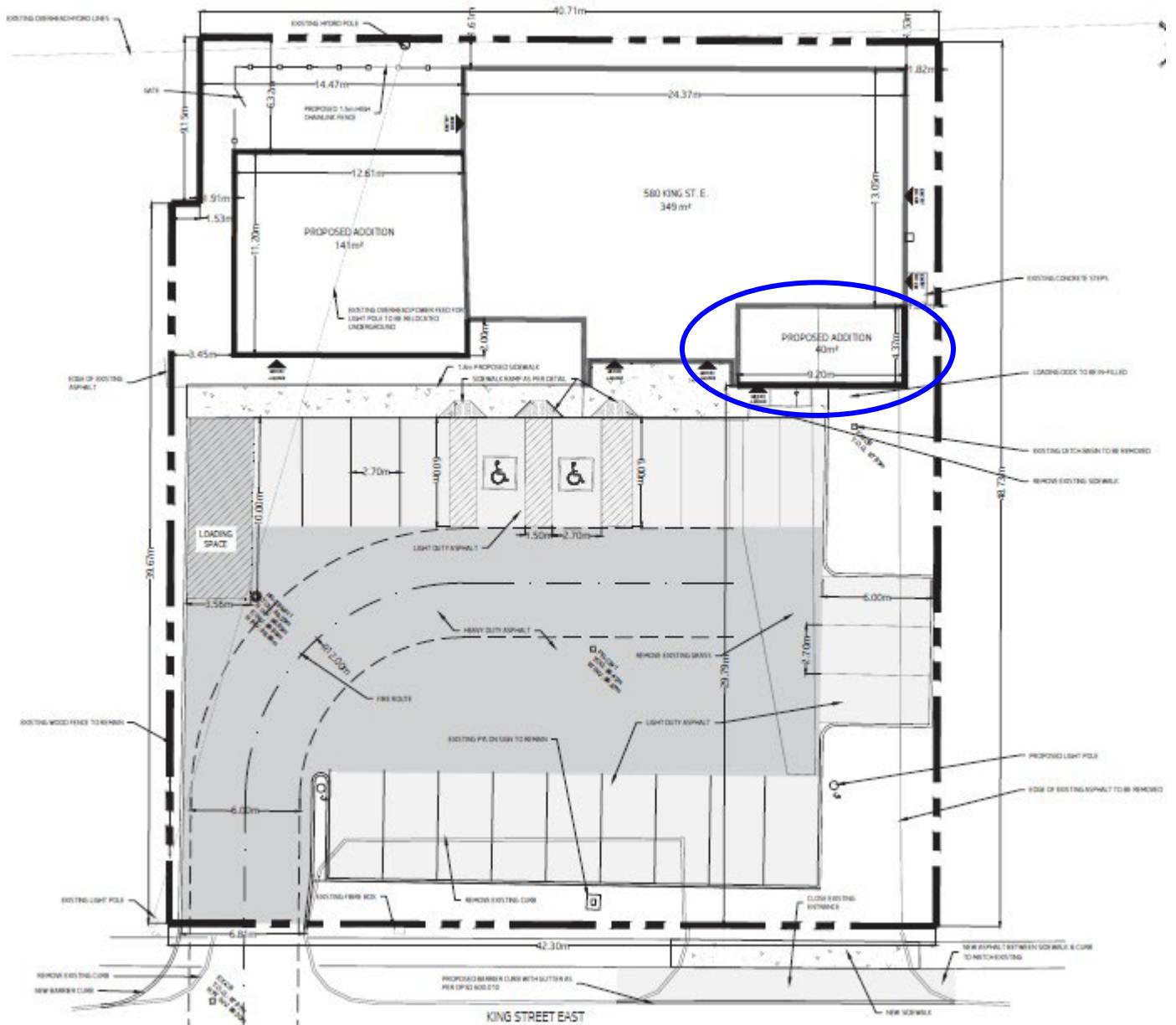
**Note:** Only the applicant of a development permit has a right to appeal a decision or non-decision on an application to the Ontario Land Tribunal where the application meets the requirements established through the official plan and development permit by-law.



**DATED this 12<sup>th</sup> day FEBRUARY, 2026**

Brenda Guy  
Manager of Planning and Development

## SITE PLAN





**APPLICATION FOR DEVELOPMENT PERMIT APPROVAL**  
**Section 70.2 of the Planning Act, RSO 1990, as amended**

This application form **MUST** be accompanied with **all** the submission requirements in order to be considered a complete application. **Incomplete applications will not be processed until all information is provided.**

A Pre-consultation meeting with Planning and Development staff is **REQUIRED PRIOR TO SUBMISSION** of this application. At that time, approval stream and submission requirements will be determined. **ALL** applications require the following:

**ALL** applications require the following:

- ☐ Complete application form signed including declaration of applicant\*
- ☐ Proof of ownership, deed of property or offer to purchase and sale\*
- ☐ Legal survey and/or Building Location Survey for the subject property\*
- ☐ If the development is for commercial and/or employment, multi-residential – One (1) large scale paper copy of all plans shall be submitted along with one set of reduced 11" x 17" of all plans and your electronic copy. Plans are to be in a standard scale format (1:250 1:500)
- ☐ Application fee as outlined in the pre-consultation form payable to the Town of Gananoque\*
- ☐ Deposit fee as outlined in the pre-consultation form payable to the Town of Gananoque\*
- ☐ Fees payable to the Cataraqui Region Conservation Authority, if applicable. Contact the CRCA for more information.

**CONTACT INFORMATION**

Municipal Freedom of Information and Protection of Privacy Act – Personal Information on this form is collected under authority of The Planning Act and will be used to process this application.

Name of Applicant: Daniel Fox, Full Speed Builders Ltd.	Complete Address including Postal Code: 16788 Highway 7, Perth, ON K7H 3C8  E-mail: daniel@fullspeedbuilders.ca	Phone: 613-466-0400 613-328-8234
Name of Property Owner (if different than applicant): Otis Properties Limited	Complete Address including Postal Code: 3338 Dufferin Street, Toronto, ON M6A 3A4  E-mail: brian@otisgroup.ca	Phone: 416-489-2833
Architect/Designer/Planner:  Full Speed Builders Ltd	Complete Address including Postal Code: 16788 Highway 7, Perth, ON K7H 3C8  E-mail: josh@fullspeedbuilders.ca	Phone: 613-466-0400
Engineer: Full Speed Builders Ltd	Complete Address including Postal Code: 16788 Highway 7, Perth, ON K7H 3C8  E-mail: daniel@fullspeedbuilders.ca	Phone: 613-466-0400 613-328-8234
Land Surveyor: Callon Dietz	Complete Address including Postal Code: 19 Roe Street, Carleton Place, ON P1A 4K2  E-mail: requests@callondietz.com	Phone: 613-253-6000

**PROPERTY**

Street or Property Address (if applicable):  580 King Street East	Roll Number (if known):  081400001505700
---	--

**LEGAL DESCRIPTION**

Lot/Con/Plan: Part of Lot 15, Concession 1			
Frontage (m/ft): 42.30m	Depth (m/ft): 48.7m	Lot Area: 2047 sq.m.	

**SUBMISSION REQUIREMENTS**

The applicant/agent is responsible for ensuring that the submission requirements are met, including confirming that all the information listed below is shown on the required plans by checking off each box.

☒ **Site Plan(s)** including scaled accurate measurements of:

- Title, location and date of project including legend and scale (graphic bar scale as well as written ratio scale);
- Dimensions and areas of the site including existing natural and artificial features i.e: buildings, watercourses, wetlands, woodlands.
- Dimensions and gross floor area of all building and structures to be erected;
- Existing structures to be retained, removed or relocated;
- Distances between lot lines and the various buildings, structures, parking areas, driveways and other features;
- Proposed elevation of finished grades including area to be filled or excavated, retaining walls, drainage ditches;
- Parking areas including number, size of spaces and dimensions. The plans shall have regard for **Ontario Regulation 413/12 made under Accessibility for Ontarians with Disabilities Act, 2005**. This shall include, but not be limited to, providing appropriate designated parking spaces and unobstructed building access features.
- Access driveways including curbing and sidewalks
- Proposed fire routes and fire route sign locations
- Dimensions and locations of loading zones, waste receptacles and other storage spaces;
- Location, height and type of lighting fixtures including information on intensity and the direction in which they will shine relative to neighbouring streets and properties;
- Location of sign (sign permit to be applied for through the Building Permit process) as per By-law 2005-41;
- Location, type and size of any other significant features such as fencing, gates and walkways.

☒ **Drainage Plan(s)** including scaled accurate measurements of:

- Drainage Plan must demonstrate proposed development is handled on-site and does not infringe on neighbouring properties;

☐ **Landscape Plan(s)** including scaled accurate measurements of:

- Landscape Plan showing size, type and location of vegetation, areas to be seeded or sod. Plan to show existing landscape features to be retained, removed or relocated;

☒ **Site Servicing Plan(s)** including scaled accurate measurements of:

- Site Servicing Plan (plan/profile) including layout of existing water, sewer, gas lines, proposed connections, utility easements, fire hydrants, hydro poles, lighting, trees, transformers and pedestals.

☒ **Grade Control and Drainage Plan(s)** including scale accurate measurements of:

- Existing elevations on subject and adjacent lands and long centerline or adjacent street lines, which are to be geodetic;
- Location of any creeks, ravines or watercourses with elevations and contours;
- Arrows indicating the proposed direction of flow of all surface water;
- Location and direction of swales, surface water outlets, rip-rap, catch basins, rock, retaining walls, culverts
- Existing and/or proposed right-of-ways or easements

**☒ Elevation and Cross-Section Plan(s)** including scale accurate measurements of:

- Coloured elevation drawings or renderings of each side of the building to include materials being used and their consideration to the neighbourhood (PHOTOS OF EXISTING BUILDING ARE PERMITTED IF NO ADDITIONS ARE BEING UNDERTAKEN)
- Drawings that show plan, elevations and cross section views for each building or structure to be erected;
- Conceptual design of building;
- Relationship to existing buildings, streets and exterior areas to which members of the public have access to;
- Exterior design including character, scale, appearance and design features of the proposed building;
- Design elements of adjacent Town road including trees, shrubs, plantings, street furniture, curbing and facilities designed to have regard for accessibility
- Photographs of the subject land and abutting streetscape on both side of the street

**☒ Supporting Studies and Reports.** Technical reports/plans or studies may be required to assist in the review process of a Development Permit Application. Applications for Development Permit may be required to submit the following studies or reports. Applicants should consult with Municipal staff to determine site specific requirements:

- |   |  |
|---|--|
| <input type="checkbox"/> Air, Noise or Vibration Study  | <input checked="" type="checkbox"/> Sanitary System Design & sufficient capacity |
| <input type="checkbox"/> Archaeological Study   | <input checked="" type="checkbox"/> Servicing Options Report                     |
| <input checked="" type="checkbox"/> Drainage and/or stormwater management report                | <input type="checkbox"/> Source Water Protection – Risk Management Assessment    |
| <input type="checkbox"/> Environmental Impact Assessment for a natural heritage feature or area | <input type="checkbox"/> Sun/Shady Study   |
| <input type="checkbox"/> Erosion and Sediment Control Plan                                      | <input type="checkbox"/> Traffic Study   |
| <input type="checkbox"/> Geotechnical Study and Hydrogeological Study                           | <input type="checkbox"/> Vegetation Inventory/Preservation                       |
| <input type="checkbox"/> Heritage Resource Assessment/Study                                     | <input type="checkbox"/> Visual Impact Assessment                                |
| <input type="checkbox"/> Hydrogeology/Groundwater Study   | <input type="checkbox"/> Water Distribution System & sufficient capacity         |
| <input type="checkbox"/> Phase I Environmental, investigation if required                       | <input type="checkbox"/> Wave Uprush Study                                       |
| <input type="checkbox"/> Form 1's – Record of Future Alteration (Water, Sewer and Storm)        | <input type="checkbox"/> Supporting Land Use Planning Report                     |
|   | <input type="checkbox"/> Other:  |

**NOTES TO OWNER/APPLICANT:**

- Applications may be subject to any Town incurred costs over and above the fees set out (See By-law 2016-047) being a by-law to establish general fees and rates for various services provided by the municipality). This is in the form of a deposit fee in the amount of \$2,000 payable to the Town of Gananoque for peer reviews of various studies as outlined in the application.
- Cataraqui Region Conservation Authority (CRCA) - Applications may be subject to review and a separate cheque payable to the CRCA. Fees are identified on the CRCA website <https://cataraquiconservation.ca/pages/permit-fees>. The Town recommends that you consult with a Conservation Authority Officer prior to making application.
- The applicant/owner may be required to provide 100% security of the cost of works in the form of a Letter of Credit or Certified Cheque upon signing of the Development Permit Agreement for all Class III applications and any Class that may require a background study or legal registration of documents.
- Security will remain with the Town until such time as the works are completed for any agreement. A 15% holdback will be maintained for a period of one year after the works are completed. This will be applicable at the time of agreement.

**Existing Use(s):**

Vacant Building

Length of time the existing use of the subject lands have continued:

Has the property been designated as a Heritage Site?

☐ Yes☒ No

Is the property presently under a Site Plan/Development Permit Agreement?

☒ Yes☐ No

Has the property ever been subject of an application under Section 34 (Zoning), 41 (Site plan) or 45 (Minor Variance) of the Planning Act?

☐ Yes☒ No

Has the property ever been subject of an application under Section 70.2 (Development Permit By-law) of the Planning Act?

☒ Yes☐ No

If the property has been subject of applications under the Planning Act noted above, provide the file number(s) and the status of the application? DP2025-17

**Proposed Use(s):** Veterinary Clinic

The proposed 40 sq.m. addition will be mainly used as a pharmacy pickup counter for the tenants online ordering system. The addition will also contain the mechanical room and a bathroom.

The loading space will be shortened to 10m, since cube vans will be making deliveries, not transports

The addition will not change the parking count.

The sanitary service will be upgraded as per the Town's request.

The water service will be upgraded to provide the needed capacity

Is the **Use** permitted or permitted subject to criteria as set out in the development permit by-law?☒ Yes☐ No

How has the applicable criteria have been addressed?

Is/Are variation(s) requested?

☐ Yes☒ No

If yes, what variation is requested and why?

Demonstrate how the proposed variation meets the criteria as set out in the development permit by-law.

**Abutting Land Use(s)** – east, west, north, south:

North- Residential

East - Public Park

South - Commercial Building under Construction

West - Gas Station

Is the Development to be phased?	<input type="checkbox"/> Yes <input checked="" type="checkbox"/> No
What is the anticipated date of construction?	March 2026
Is the land to be divided in the future?	<input type="checkbox"/> Yes <input checked="" type="checkbox"/> No
Are there any easements, right-of-ways or restrictive covenants affecting the subject land?	<input type="checkbox"/> Yes <input checked="" type="checkbox"/> No
If yes, please provide details (and copies of covenants with application submission).	

Plan Details: Please ensure that measurements are consistent with plan			
<input type="checkbox"/> Residential	<input checked="" type="checkbox"/> Commercial	<input type="checkbox"/> Employment Lands/ Industrial	<input type="checkbox"/> Institutional
Building Coverage:  23 (%)      530 (sq.m)		Landscape Coverage:  23 (%)      478 (sq.m)	
Building Height: 4.88m	No. of Storeys: 1	No. of Units: 1	Storage of Garbage: Internal

Parking Area:	Existing Parking Surface			
	<input checked="" type="checkbox"/> Paved <input type="checkbox"/> Gravel <input type="checkbox"/> Permeable Parking Area <input type="checkbox"/> Other			
	Proposed Parking Surface:			
	<input checked="" type="checkbox"/> Paved <input type="checkbox"/> Gravel <input type="checkbox"/> Permeable Parking Area <input type="checkbox"/> Other			
	# of Existing Parking Spaces 16	# of New Parking Spaces 4	# of Accessible Parking Spaces 2	Total # of Parking Spaces 22
	Dimension of Parking Spaces (m/ft): 2.7m X 6.0m		Dimensions of Accessible Parking Spaces (m/ft): 2.7m X 6.0m with 1.5m aisle on each side	

LOADING SPACES, if applicable:	Number of Loading Spaces: 1	Dimensions of Loading Spaces (m/ft): 10m X 3.56m
--------------------------------	--------------------------------	---

<b>Heritage Tourist Inn/Bed and Breakfast/Short Term Accommodation*:</b>		<input type="checkbox"/> Yes	<input checked="" type="checkbox"/> No
Is this an application for a Heritage Tourist Inn?	<input type="checkbox"/> Yes	<input type="checkbox"/> No	
Number of Guest Rooms:	<input type="checkbox"/> 1	<input type="checkbox"/> 2	<input type="checkbox"/> 3 <input type="checkbox"/> 4 <input type="checkbox"/> 5 <input type="checkbox"/> 6
<b>NOTE: A Heritage Tourist Inn</b> will require a Heritage Resource Assessment evaluating the heritage significance of the property including a description of historic features is required with the submission of this application.			
Is this an application for a Bed and Breakfast?	<input type="checkbox"/> Yes	<input type="checkbox"/> No	
Number of Guest Rooms:	<input type="checkbox"/> 1	<input type="checkbox"/> 2	<input type="checkbox"/> 3
Is this an application for a Short Term Accommodation?	<input type="checkbox"/> Yes	<input type="checkbox"/> No	
Number of Guest Rooms:	<input type="checkbox"/> 1	<input type="checkbox"/> 2	<input type="checkbox"/> 3

Access*:	Potable Water*:	Sewage Disposal*:	Stormwater*:
<input checked="" type="checkbox"/> Municipal Street <input type="checkbox"/> Existing Private Road/ Lane <input type="checkbox"/> Existing Right-of-way <input type="checkbox"/> Unopen Road Allowance <input type="checkbox"/> Other:	<input checked="" type="checkbox"/> Town Owned/operated Water System <input type="checkbox"/> Private Well <input type="checkbox"/> River <input type="checkbox"/> Other:	<input checked="" type="checkbox"/> Town Owned/Operated Sewage System <input type="checkbox"/> Private Septic and Tile Field <input type="checkbox"/> Other	<input checked="" type="checkbox"/> Town Owned/Operated Sewers <input type="checkbox"/> Swales <input type="checkbox"/> Ditches <input type="checkbox"/> Other
Provide any applicable hook-up approvals and/or permit number(s) applicable to the above:			

<b>Water Access</b> (where access to the subject land is by water only)	
Docking Facilities (specify) distance from subject land _____ distance from nearest public road _____	Parking Facilities (specify) distance from subject land _____ distance from nearest public road _____

EXISTING BUILDINGS:	Building 1 - Primary	Building 2 - Accessory
Type of Structure (ie: wood concrete)	Concrete block walls with masonry	
Date Constructed:	Unknown	
Front Line Setback:	29.79m	
Rear Lot Line Setback:	1.53m	
Side Lot Line Setback:	East - 1.82m	
Side Lot Line Setback:	West - 14.47m	
Height:	4.88m	
Dimensions:	24.37m X 13.05m	
Floor Area:	349 sq.m.	

PROPOSED BUILDINGS:		Building 1 - Primary	Building 2 - Accessory
	Type of Structure (ie: wood concrete)	Wood frame with siding	
	Proposed Date of Construction:	March 2026	
	Front Line Setback:	29.79m	
	Rear Lot Line Setback:	14.61m	
	Side Lot Line Setback:	East - 1.83m	
	Side Lot Line Setback:	West - 31.25m	
	Height:	4.88m	
	Dimensions:	9.20m X 4.37m	
	Floor Area:	40 sq.m.	
Attached Additional Page, if necessary			



**AUTHORIZATION BY OWNER**

I/We, the undersigned being the registered owner(s) of the subject lands, hereby authorize FULL SPEED BUILDERS (print name) to be the applicant in the submission of this application.

Furthermore, I/we, being the registered owner(s) of the subject lands, hereby authorize Town of Gananoque members of Council, Committee of Council and Municipal Staff, to enter upon the property for the purposes of conducting a site inspection with respect to the subject application.

OTIS PROPERTIES LIMITED

Owner Name (Please Print)

Owner Name (Please Print)

Signature of Owner PRIN OTIS

Signature of Owner

Signature of Witness (not applicant)

NOVEMBER 5/25

Date

**CONSENT BY OWNER**

I/We, OTIS PROPERTIES LIMITED, (print name(s) am/are the registered owner(s) of the land that is the subject of this application for Development Purposes and for purposes of the Municipal Freedom of Information and Protection of Privacy Act. I/We hereby authorize the use, or disclosure, to any person or public body, of any personal information collected under the authority of the Planning Act of the purpose of processing this application.

Signature of Owner PRIN OTIS

Signature of Owner

Signature of Witness (not applicant)

NOVEMBER 5/25

Date

**DECLARATION OF APPLICANT**

(Print) I, Daniel Fox of the Township of South Frontenac in the County of Frontenac solemnly declare that:

I understand that the applicant/owner will be required to provide 100% security of the outside works in the form of a Letter of Credit or Certified Cheque until such time as the works are completed. A 15% holdback will be maintained for a period of one year after the works are completed. This will be applicable at the time of agreement.


All of the above statements contained in the application are true and I make this solemn declaration conscientiously believing it to be true and knowing that it is of the same force and effect as if made under Oath and by virtue of *The Canada Evidence Act*.

Declared/ Sworn before me at

The Town of Perth  
this 10th day of February  
20 26



Signature of a Commissioner, etc



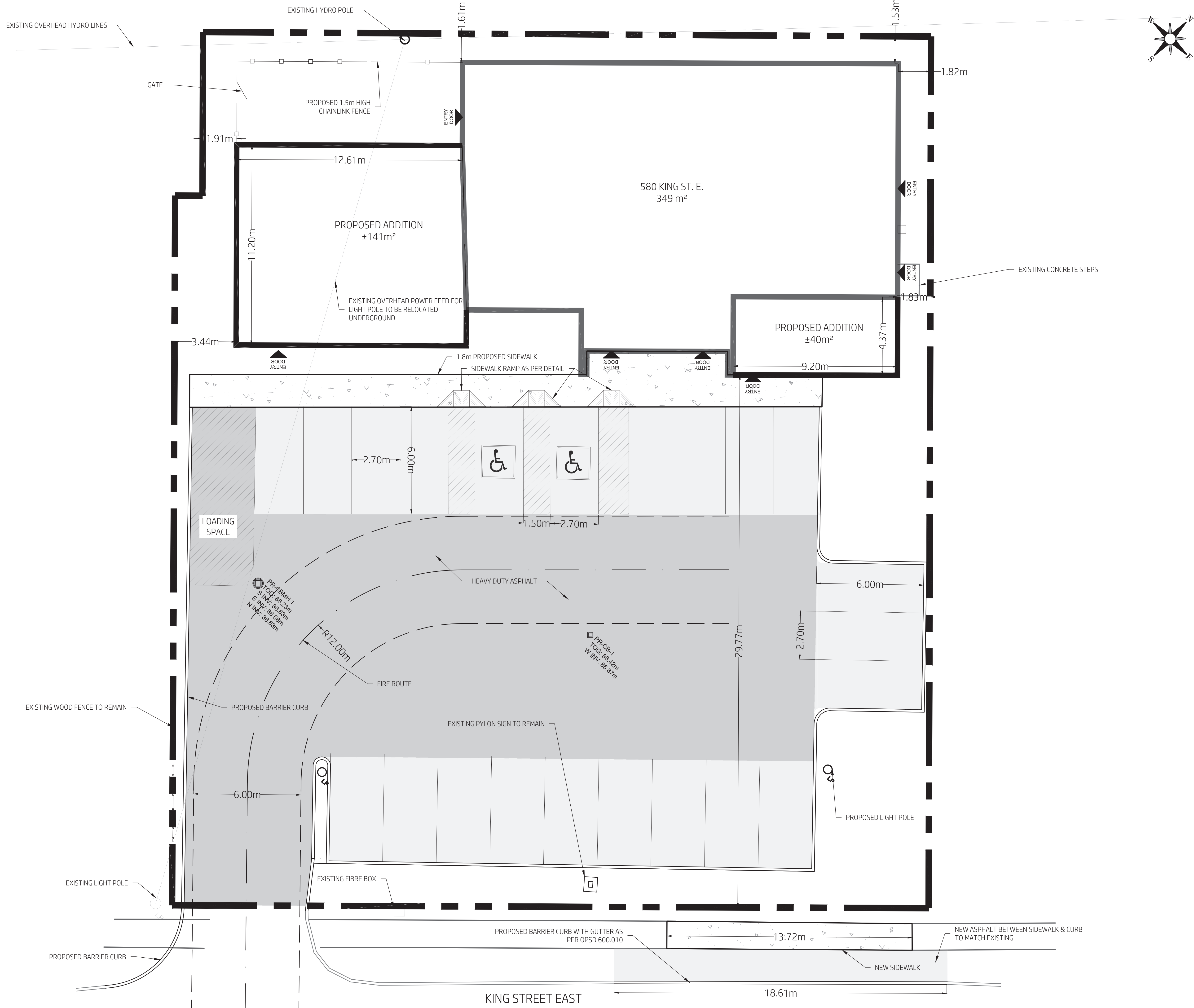
Signature of Applicant

<b>Office Use Only:</b>		Roll No: 081400001505700
Official Plan Designation: Highway Commercial	Development Permit Designation: Progressive Commercial	Other:
Access (Entrance Permits etc):	Water and Sewer Hookup (Permits etc):	Other:
Other Concurrent Applications:	<input type="checkbox"/> Cash-in-Lieu of Parking <input type="checkbox"/> condo Approval <input type="checkbox"/> Consent/ Severance	<input type="checkbox"/> Official Plan Amendment <input type="checkbox"/> Subdivision Approval
Date Application Received: February 10, 2026	Date Application Deemed Complete: February 12, 2026	Fees Received: \$700 February 10, 2026

For additional details please contact: Brenda Guy, Manager of Planning and Development  
 Town of Gananoque, 30 King Street East, Gananoque, ON K7G 1E9  
 (613) 382-2149 ext.1126 E-mail: bguy@gananoque.ca








PROJECT DATA			
SITE COVERAGE			
EXISTING BUILDING ADDITIONS TOTAL	EXISTING	PROPOSED	
	349m <sup>2</sup>	181m <sup>2</sup>	530m <sup>2</sup>
ZONING PROGRESSIVE COMMERCIAL DISTRICT			
BUILDING SETBACKS	REQUIRED	EXISTING	PROPOSED
FRONT YARD	7.0m	29.79m	29.79m
REAR YARD	6.0m	1.53m	1.53m
EXT. SIDE YARD	4.5m	N/A	N/A
INT. SIDE YARD (EAST)	1.2m	1.82m	1.82m
INT. SIDE YARD (WEST)	1.2m	14.47m	1.91m
LOT AREA	464m <sup>2</sup>	2047m <sup>2</sup>	2047m <sup>2</sup>
LOT FRONTAGE	15m	42.30m	42.30m
BUILDING HEIGHT	12m	4.88m	4.88m
LOT COVERAGE (MAX)	60%	17%	23%
PARKING			
CLINIC	REQUIRED	EXISTING	PROPOSED
6 SPACES PER VET	18	16	22
3 VETS ON STAFF			

5	02/08/26	Addition Added	DF
4	12/19/25	Revised per Comments	DF
3	11/12/25	Issued for Development Permit	DF
2	10/09/25	Issued for Review	DF
1	08/19/25	Issued for Discussion	DF
No.	DATE	REVISIONS	BY

PROJECT: Commercial Building Addition  
580 King St. E.,  
Gananoque

Client: Otis Properties Limited

Drawing Title: Site Plan



Client Project No. F1336

Drawn By J.L.

Designated By J.L.

Drawn By D.F.

Scale 1:100


2/11/2026

SP-2

EXISTING OVERHEAD HYDRO LINES

EXISTING HYDRO POLE

EXISTING HYDRO POLE



Legend

- PROPOSED ELEVATION
- EXISTING ELEVATION
- TOP OF GRATE ELEVATION
- TOP OF CONCRETE / CURB
- BOTTOM OF CONCRETE / CURB
- EXISTING MAJOR CONTOUR (1m)
- EXISTING MINOR CONTOUR (0.25m)

RELOCATED UNDERGROUND  
LIGHT POLE SERVICE.  
FINAL ROUTING TO BE  
DETERMINED BY THE TOWN AND  
HYDRO PROVIDER

45m RADIUS  
FROM FIRE  
HYDRANT

580 KING ST. E.  
F.F.E. 89.03m

PROPOSED ADDITION  
F.F.E. 89.03m

STM INV: 86.94m

PROPOSED ADDITION  
F.F.E. 89.03m

EXISTING STORM PIPE TO BE REMOVED

EXISTING GAS SERVICE

EXISTING CATCH BASIN AND STORM PIPE TO  
BE REMOVED

45m RADIUS  
FROM FIRE  
HYDRANT

EXISTING 19mmØ COPPER WATER SERVICE TO BE REMOVED

EXISTING 100mmØ SANITARY  
SERVICE TO BE REMOVED &  
REPLACED WITH 150mmØ PVC  
SDR35 SEWER PIPE

NEW 50mmØ WATER SERVICE

MATCH GRADE AT EXISTING SIDEWALK

MATCH GRADE AT EXISTING SIDEWALK


KING STREET EAST

5	02/08/26	Addition Added	DF
4	12/19/25	Revised per Comments	DF
3	11/12/25	Issued for Development Permit	DF
2	10/09/25	Issued for Review	DF
1	08/19/25	Issued for Discussion	DF
No.	DATE	REVISIONS	BY

Commercial Building  
Addition  
580 King St. E.,  
Gananoque

Client: Otis Properties Limited

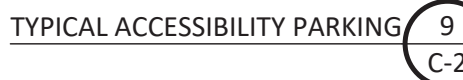
Drawing Title: Servicing & Grading



Client Project No: F1336  
Design: J.L.  
Drawn: D.F.  
Scale: 1:100

C-1





39. ALL ELECTRICAL AND COMMUNICATION DUCTS TO HAVE A MIN OF 150mm OF SAND BEDDING AND COVER AS PER DETAIL.
40. MINIMUM OF 600mm COVER MUST BE PROVIDED ON ALL SERVICES.

- 27.G. CONSTRUCTION WASTES ARE NOT TO BE BURIED WITHIN THE PROPERTY THAT IS THE SUBJECT OF THIS AGREEMENT, AND
- 27.H. THE OWNER AND THEIR CONTRACTORS REPORT ALL SPILLS TO THE MINISTRY OF THE ENVIRONMENT'S SPILLS ACTION CENTRE (1-800-268-6060) AND TO THE MUNICIPALITY FORTHWITH.



5	02/08/26	Addition Added	DF
4	12/19/25	Revised per Comments	DF
3	11/12/25	Issued for Development Permit	DF
2	10/09/25	Issued for Review	DF
1	08/19/25	Issued for Discussion	DF

No.	DATE	REVISIONS	BY
-----	------	-----------	----

Project: Commercial Building  
Addition  
580 King St. E.,  
Gananoque

Client: **Otis Properties Limited**

Drawing Title:

# Typical Details & Notes



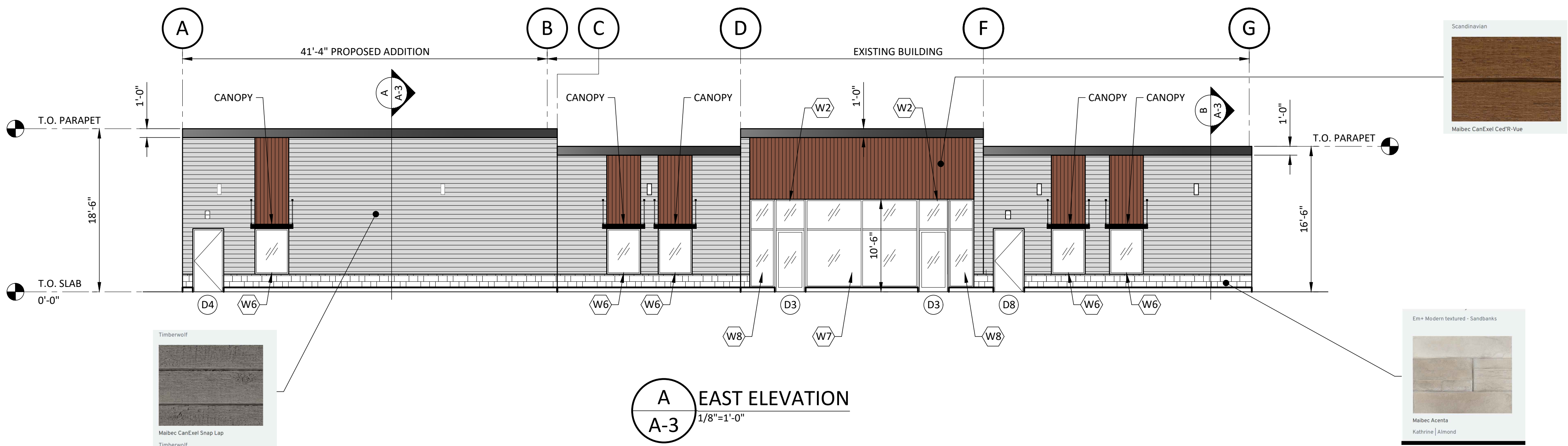
Client Project No.: XXXXXX	Date: mm/dd/yyyy
Designed By: X.X.	Drawn By: X.X. Scale: As Shown

Dwg. No.:

C-2

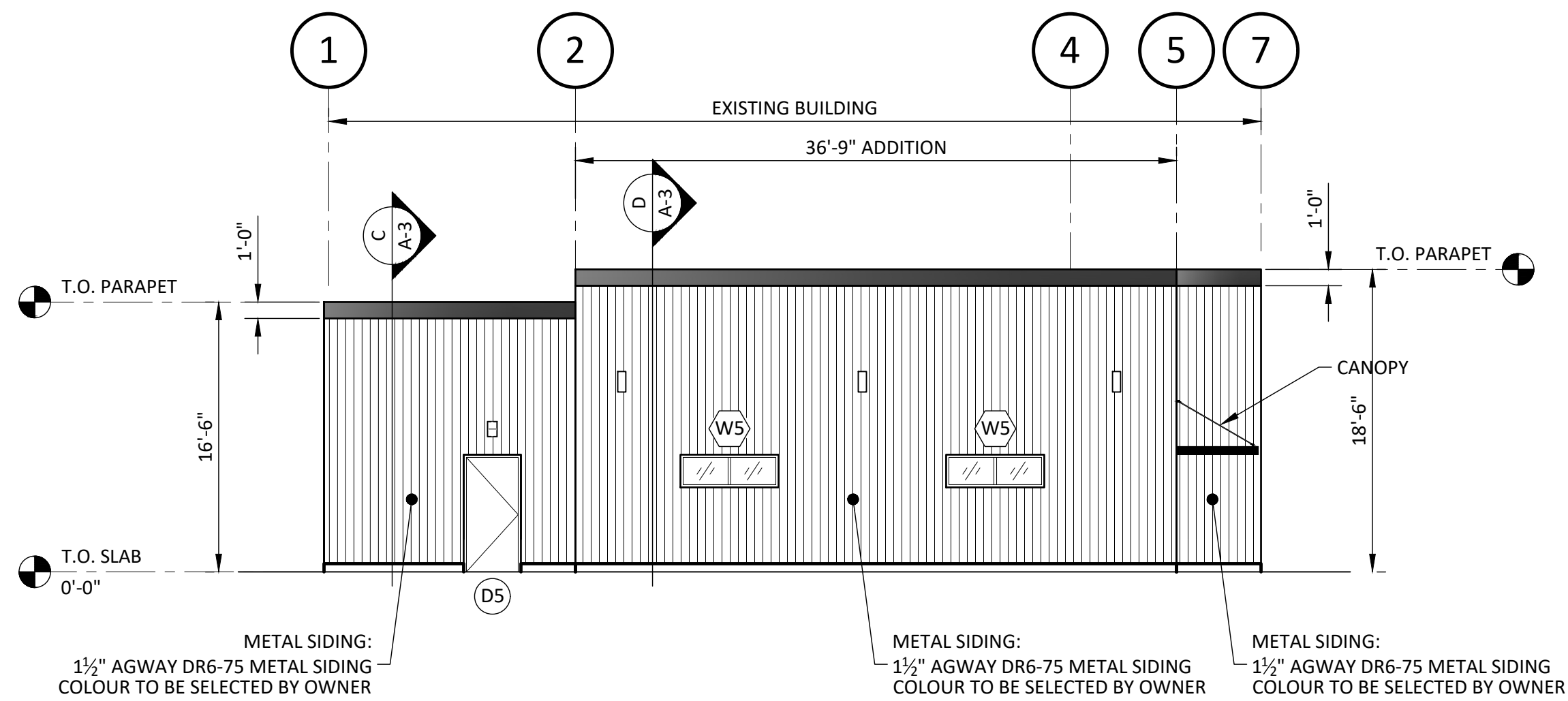
2/11/2026





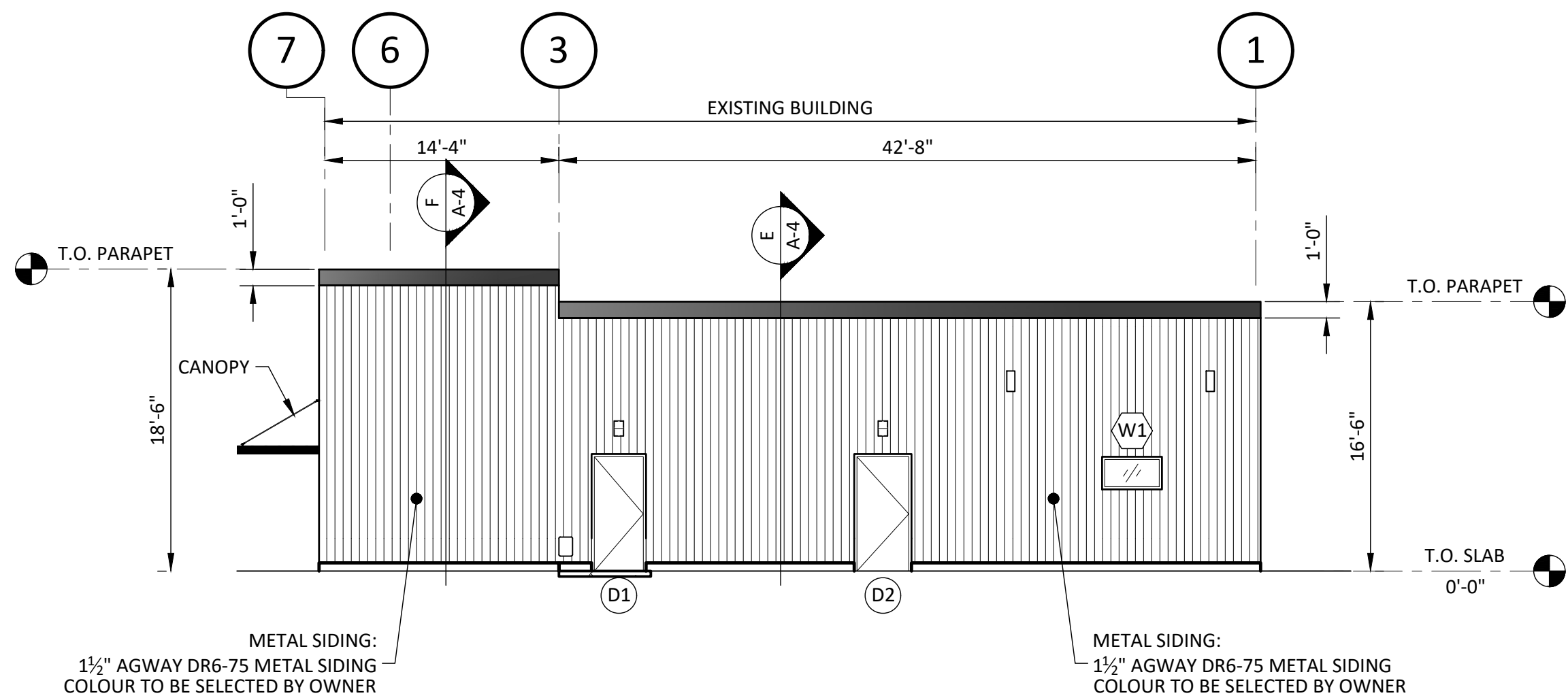
**A**  
A-3  
1/8"=1'-0"

**EAST ELEVATION**



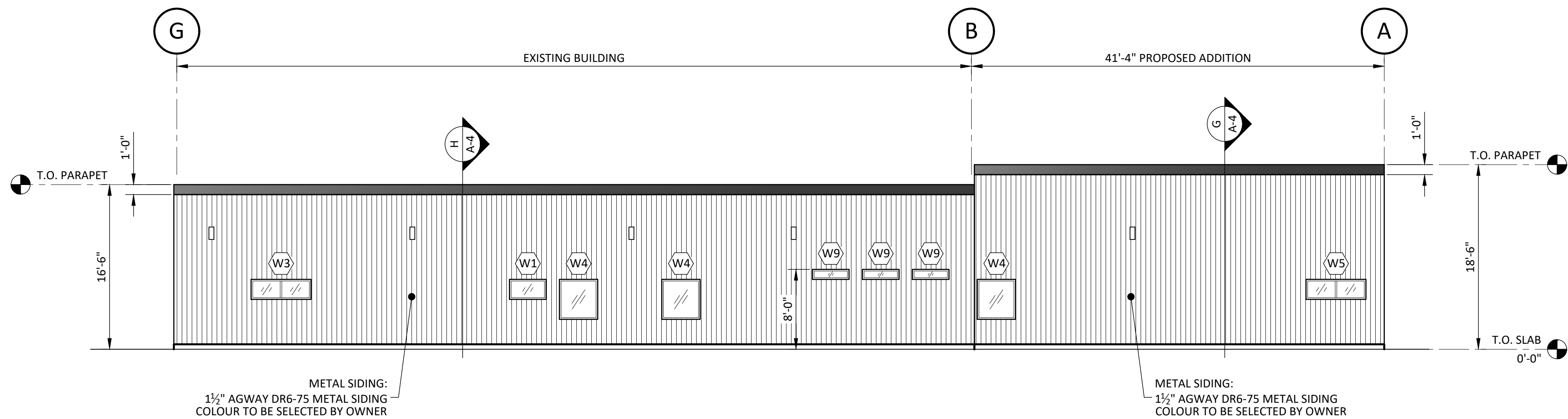
**B**  
A-3  
1/8"=1'-0"

**SOUTH ELEVATION**



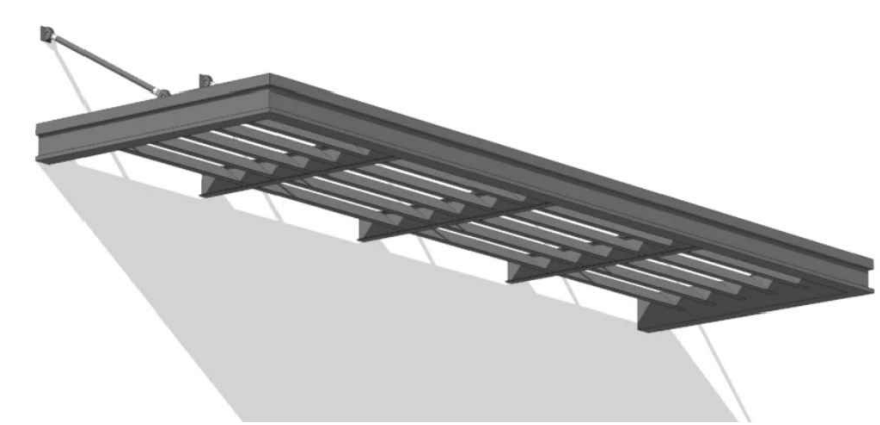
**C**  
A-3  
1/8"=1'-0"

**NORTH ELEVATION**



**D**  
A-3  
1/8"=1'-0"

**WEST ELEVATION**



**E**  
A-3  
N.T.S.

**CANOPY RENDERING**

WALL SCHEDULE		WALL SCHEDULE	
MARK	DESCRIPTION	MARK	DESCRIPTION
EW1a	MAIBEC CanExel SNAP LAP SIDING (TIMBERWOLF) 2" VERTICAL Z-BARS @ 24" o.c. 2" RIGID INSULATION (R10) TYVEK AIR BARRIER 3/4" OSB 2x6 STUDS @ 16" o.c. R20 BATT INSULATION 6 MIL. POLY V.B. 1/2" GWB	EW2c	MAIBEC CanExel Ced'R-Vue (SCANDINAVIAN) 2" HORIZONTAL Z-BARS @ 24" o.c. 2" RIGID INSULATION (R10) EX. MASONRY WALL 3625125-33 STEEL STUDS @ 16" o.c. R13 BATT INSULATION 6 MIL. POLY V.B. 1/2" GWB
EW1b	MAIBEC Acenta VENEER BLUESKIN 3/4" PLYWOOD 2" HORIZONTAL Z-BARS 2" RIGID INSULATION (R10) TYVEK AIR BARRIER 3/4" OSB 2x6 STUDS @ 16" o.c. R20 BATT INSULATION 6 MIL. POLY V.B. 1/2" GWB	EW3	(1 HOUR FRR PER SB-2) 1 1/2" AGWAY 6-150 METAL SIDING 26 ga OR EQUAL 2" HORIZONTAL Z-BARS @ 24" o.c. 2" MINERAL WOOL INSULATION EX. MASONRY WALL 3625125-33 STEEL STUDS @ 16" o.c. R13 BATT INSULATION 6 MIL. POLY V.B. 1/2" GWB
EW1c	MAIBEC CanExel Ced'R-Vue (SCANDINAVIAN) 2" HORIZONTAL Z-BARS @ 24" o.c. 2" RIGID INSULATION (R10) TYVEK AIR BARRIER 3/4" OSB 2x6 STUDS @ 16" o.c. R20 BATT INSULATION 6 MIL. POLY V.B. 1/2" GWB	EW4 1 hr	(1 HOUR FRR PER SB-2) 1 1/2" AGWAY 6-150 METAL SIDING 26 ga OR EQUAL 2" HORIZONTAL Z-BARS @ 24" o.c. 2" MINERAL WOOL INSULATION TYVEK AIR BARRIER 3/4" OSB 2x6 WOOD STUDS @ 16" o.c. R13 BATT INSULATION 6 MIL. POLY V.B. 5/8" TYPE 'X' GWB
EW2a	MAIBEC CanExel SNAP LAP SIDING (TIMBERWOLF) 2" VERTICAL Z-BARS @ 24" o.c. 2" RIGID INSULATION (R10) EX. MASONRY WALL 3625125-33 STEEL STUDS @ 16" o.c. R13 BATT INSULATION 6 MIL. POLY V.B. 1/2" GWB	EW5a	MAIBEC CanExel SNAP LAP SIDING (TIMBERWOLF) 2" VERTICAL Z-BARS @ 24" o.c. 2" RIGID INSULATION (R10) EX. MASONRY WALL 3625125-33 STEEL STUDS @ 16" o.c. R13 BATT INSULATION 6 MIL. POLY V.B. 1/2" GWB
EW2b	MAIBEC Acenta VENEER BLUESKIN 3/4" PLYWOOD 2" HORIZONTAL Z-BARS 2" RIGID INSULATION (R10) EX. MASONRY WALL 3625125-33 STEEL STUDS @ 16" o.c. R13 BATT INSULATION 6 MIL. POLY V.B. 1/2" GWB	EW5b	MAIBEC Acenta VENEER BLUESKIN 3/4" PLYWOOD 2" HORIZONTAL Z-BARS @ 24" o.c. 2" RIGID INSULATION (R10) EX. MASONRY WALL 3625125-33 STEEL STUDS @ 16" o.c. R13 BATT INSULATION 6 MIL. POLY V.B. 1/2" GWB
		EW6 1 hr	1 1/2" AGWAY 6-150 METAL SIDING 26 ga OR EQUAL 2" HORIZONTAL Z-BARS @ 24" o.c. 2" MINERAL WOOL INSULATION TYVEK AIR BARRIER 3/4" DENSGLASS EXT. SHEATHING 600S162-43 @ 16" o.c. R20 MINERAL WOOL INSULATION 6 MIL. POLY V.B. 5/8" TYPE 'X' GWB

14	01/30/26	Issued For Building Permit	JL
13	01/28/26	Reflective Ceiling Plan Added	JL
12	01/26/26	Door D6 Removed	JL
11	01/23/26	Issued For 90% Review	JL
10	01/15/26	General Revisions	JL
9	01/09/26	Revised Second Addition Added	JL
8	12/23/25	Revised As Per Site Measurements	JL
7	11/04/25	Issued For Meeting	JL
6	10/10/25	Revised As Per Site Measurements	JL
5	10/01/25	Revised Canopies & Windows	JL
4	09/18/25	Revised Addition Size	JL
3	05/15/25	Issued For Client Review	JL
2	04/17/25	Issued For Client Review	JL
1	04/01/25	Issued For Client Meeting	JL

No.	DATE	REVISIONS	BY
Project: Vet Clinic			
580 King Street East Gananoque, ON			
Client: Otis Group			
Drawing Title: Elevations			
Client Project No.		Date:	Jan. 2026
Designed By:	J.L.	Drawn By:	K.A.
Scale:		As Shown	
Dep. No.:		A-3	

# **Commercial Building Addition**

580 King Street East  
Gananoque, ON

## **Site Servicing Report**

**Submission Date**  
**November 12, 2025**

**Revision 1**  
**December 22, 2025**

**Revision 2**  
**February 9, 2026**



16788 Highway #7, Perth, ON, K7H 3C8 (613) 466-0400



## Table of Contents

1.0	Introduction .....	1
2.0	Site Description .....	1
3.0	Proposed Development .....	2
4.0	Sanitary Sewer .....	2
5.0	Water Servicing .....	2
6.0	Utilities .....	2
6.1	Hydro .....	3
7.0	Stormwater Management .....	3
7.1	Design Criteria .....	3
7.2	Existing Drainage .....	4
7.3	Post-Development Drainage .....	4
7.4	Temporary Sediment and Erosion Control .....	5
8.0	Conclusions .....	5
Appendix A – Servicing Calculation Sheets		
Appendix B – MTO IDF Data		
Appendix C – Pre-Development & Post-Development Drawings		
Appendix D – Design Drawings		

## 1.0 Introduction

Full Speed Builders have been retained by Otis Properties (Client) to prepare the Stormwater Management & Servicing Brief for a Site Plan Control Application for two proposed building additions, totaling 181m<sup>2</sup>, at 580 King St E, Gananoque.

The purpose of this report is to determine the servicing requirements for the proposed building addition in accordance with guidelines provided by the Town of Gananoque, Cataraqui Region Conservation Authority, and the Ministry of Environment, Conservation, and Parks. The report will address the water, sanitary, and stormwater requirements for the development, ensuring that the existing and proposed services are adequate for the site.

## 2.0 Site Description

The subject site is located at 580 King Street East. The approximately 0.2-hectare site currently has one 349m<sup>2</sup> retail building with surface parking. The site slopes from northwest, at the rear of the property, to southeast along King Street East.

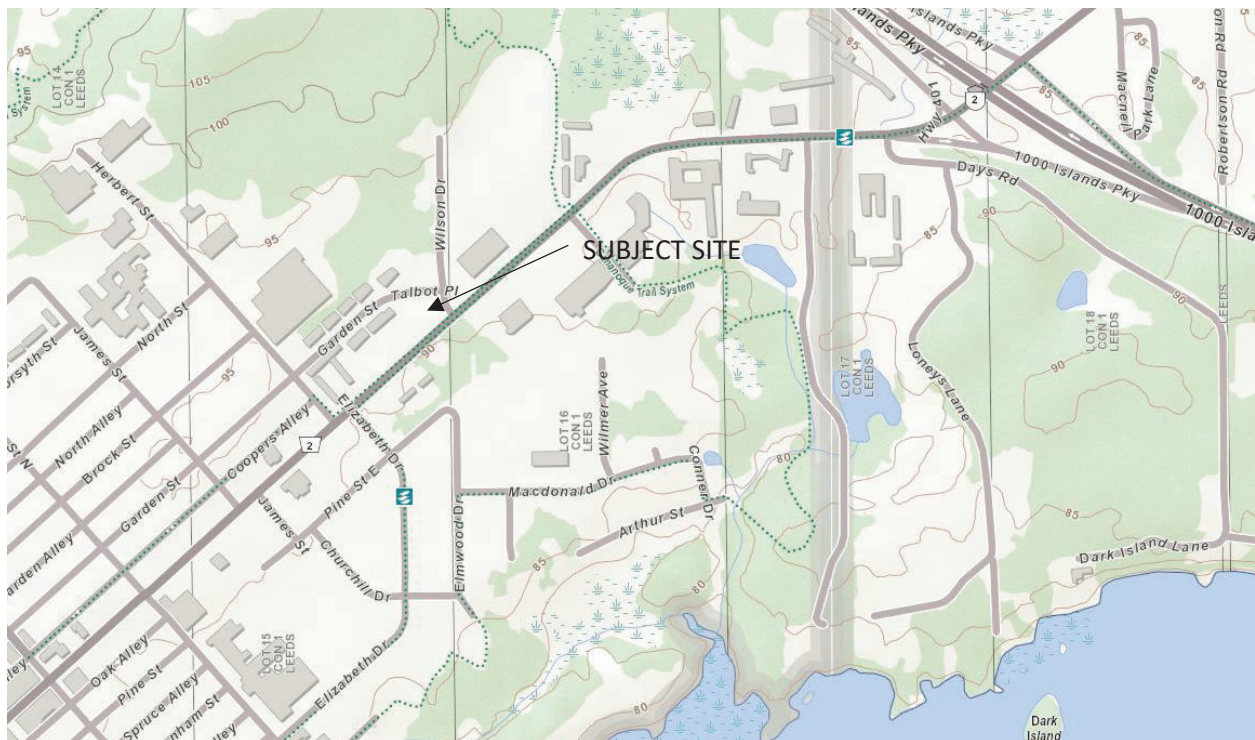


Figure 1: Site Location

### 3.0 Proposed Development

Proposed development of the subject property consists of the construction of a 141m<sup>2</sup> single storey addition, to the west of the existing building, a 40m<sup>2</sup> addition south of the loading dock, and expansion and reconfiguration of the existing parking lot. The building has existing water and sanitary connections to municipal services.

### 4.0 Sanitary Sewer

The existing building is serviced with a 100mm diameter sanitary service. The service connects to an existing 300mm diameter sanitary main along King Street East.

The sanitary flow from the site was calculated to be 0.13L/s. Calculations assume a commercial average flow rate of 28,000 L/hectare per day with a peak factor of 1.5 and an infiltration allowance of 0.14L/sec/hectare. The existing sanitary service has sufficient capacity to service the existing building and proposed addition.

At the request of the Town of Gananoque, the sanitary service will be upgraded to a 150mm diameter service.

### 5.0 Water Servicing

The existing commercial building is serviced with a 19mm diameter copper water service. The service connects to the existing 200mm water main along King Street East. The mechanical engineer has indicated that the existing service will be insufficient to service the new building. A new 50mm water service will be installed to service the existing building and additions.

Required fire flow for a new building is calculated in accordance with the Fire Protection Underwriters Survey (FUS) – Water Supply for Public Fire Protection – 2020. The required fire flow is based on floor area, separation distance from other buildings, fire suppression systems, type of construction and building content type.

The proposed building addition will be constructed as ordinary construction. FUS describes ordinary construction as *'exterior walls are of masonry construction (or other approved material) with a minimum 1-hour fire resistance rating but where other elements such as interior walls, arches, floors, and/or roof do not have a minimum 1 hour fire resistance rating.'*

The required fire flows are calculated in Appendix A. The minimum fire flow was calculated to be 92 liters per second at 70 psi.

Hydrants are rated in accordance with the Ontario Fire Code as per the following criteria.

Class	Colour code	Rated flow US gal/min @ 20psi	L/s @ 70kPa
AA+ *	Blue	Greater than 2999	Greater than 189
AA	Blue	Greater than 1499	Greater than 95
A	Green	1000 to 1499	63 to 95
B	Orange	500 to 999	32 to 63
C	Red	Less than 500	Less than 32

\* AA+ is a non-standard classification that assists fire departments in identifying hydrants and mains that are capable of providing higher flow rates.

The existing hydrant located across King St E. is colour coded Blue indicating a Class AA rating. Class AA hydrants are capable of providing 95 L/s, greater than the required fire flow of 92 L/s.

## 6.0 Utilities

### 6.1 Hydro

Electrical service is provided by Eastern Ontario Power. The existing building is currently service overhead from a pole located along Talbot Place. The existing service location will remain in place.

## 7.0 Stormwater Management

### 7.1 Design Criteria

To determine existing and proposed runoff rates the Rational Method was utilized. In order to delineate drainage areas existing topographic survey information and the proposed grading plan were utilized. Runoff calculations are derived using the Rational Method:

$$Q = 2.78CIA \text{ (L/s)}$$

Where: Q = Runoff Rate (l/s)

C = Runoff coefficient

I = Rainfall intensity (mm/hr)

A = Drainage Area (hectares)

The following coefficients were used to develop an average C for each area

Roofs/Concrete/Asphalt	0.90
Gravel	0.90
Landscaped	0.25

Rainfall intensities were derived from the Ministry of Transportation's (MTO) Intensity-Duration-Frequency curves. A minimum time of concentration of 15 minutes will be used. The IDF curve can be found in Appendix B.

## 7.2 Existing Drainage

The existing site is divided into four drainage areas. Pre-Development Area P-1 encompasses the landscaped area to the west of existing building; this area sheet flows to the west and onto the neighbouring gas station property.

Pre-Development area P-2 encompasses the existing building, the flow on the roof is directed towards roof drains which outlet at the rear of the building and sheet flow onto the neighbouring residential property to the northwest.

Post-Development Area P-3 encompasses the loading dock and the landscaped area north of the building; this area sheet flows towards a catch basin in the loading dock. There is a pipe from the loading dock into the existing building where it is assumed it flows into a sump pit and is ultimately pumped into the sanitary sewer.

Post-Development Area P-4 encompasses the existing parking lot. This area sheet flows towards King Street East and ultimately into a municipal catch basin at the south site entrance.

Existing drainage areas can be found in Appendix C.

## 7.3 Post-Development Drainage

The site will be regraded to ensure minimal off-site flow. Stormwater will be directed towards onsite stormwater infrastructure.

Post Development Area A-1 will encompass the landscaped area to the west of the proposed addition. This area contains a majority of the pre-Development area P-1. Due to grading constraints this area will be graded to direct runoff towards the neighbouring property.

Post Development Area A-2 will encompass the proposed and existing building. The existing buildings internal roof drain plumbing will be rerouted to divert water towards the addition. The roof drains on the proposed building will outlet underground and into PR-CBMH-1.

Post Development Area A-3 will encompass the new parking lot. The parking lot will be graded to direct runoff towards catch basins. The runoff will be piped underground and outlet into the municipal catch basin along King Street East.

Post Development Area A-4 will encompass the landscaped area between the new parking lot and King Street East. Runoff will be directed towards the roadway.

Post Development Area A-5 will encompass the site entrance along King Street East; the driveway will be graded to direct runoff towards the existing catch basin along King Street East.

Post-Development drainage areas can be found in Appendix C.

#### 7.4 Temporary Sediment and Erosion Control

During Construction the risk of contamination by sediment to the stormwater receiver increases. Temporary sediment and erosion control measures will be implemented before construction and remain in place until construction and reinstatement of the lands are completed.

Suitable areas shall be designated and agreed upon for the disposal of any accumulated sediment or other debris or disposed of in accordance with OPSS 180.

In accordance with OPSD 219.110, light duty silt fence will be placed around the construction area. The sediment and erosion control measures will be inspected periodically and maintained during construction by the Contractor. These measures will be removed up completion of the permanent quality control devices and establishment of vegetation.

All areas disturbed by construction are to be reinstated as soon as possible. Damage to existing vegetated areas is to be minimized by fencing the work area to maintain constructions activities to pre-defined areas.

Stockpiles of excavated material or stockpiled granular are to be located to minimize the possibility of runoff beyond the construction zone. Silt fences will be required to contain runoff from stockpiles.


### 8.0 Conclusions

Based on the information provided above it is determined that the existing services will be unable to service the proposed building addition. The existing water and sanitary services will be upgraded to provide adequate capacity to service the new development.

A stormwater management plan was developed to direct runoff to catch basins with an underground pipe network before it outlets into the existing municipal catch basin along King Street East. Since the runoff rate will not be significantly increased with the proposed addition and parking lot, no quantity control measures are required.

Prepared by:

**Full Speed Builders Limited**



Daniel Fox



Josh Lombard, M. Eng., P.Eng.

## **Appendix A**

Servicing Calculation Sheets



# Fire Flow Design Sheet

Project: Commercial Addition

Location: 580 King St E., Gananoque, ON

Building Footprint (m <sup>2</sup> )	530	Construction Type (C):	Ordinary	1
Number of Storeys	1	Fire Supression System	No Supression	0
Total Floor Area (m <sup>2</sup> ) (A)	530	Distance from Other Buildings (m)	0m to 3m	0.25
		Content Type	Limited Combustable	-0.15

$$RFF = 220C\sqrt{A}$$

\*Fire Underwriters Survey Water Supply for Public Fire Protection (2020)

Where: RFF = Required Fire Flow (Litres per min.)  
C = Construction Coefficient  
A = Total Effective Floor Area (m<sup>2</sup>)

RFF Before Reduction 5065 lpm

Total Change 10.00%

Total Required Fire Flow	5571 lpm
	92.9 l/s





## 1:2 YEAR STORM

## Project: Otis Gananoque

**Location:** 580 King St. E., Gananoque

**Client:** Otis Properties

PRE-DEVELOPMENT												
LOCATION		AREAS								DESIGN FLOW		
Catchment Areas	Area (m <sup>2</sup> )	Building Area (m <sup>2</sup> )	C	Asphalt & Gravel Area (m <sup>2</sup> )	C	Landscaped Area (m <sup>2</sup> )	C	Average C	C x A (m <sup>2</sup> )	Time of Concentration	I (mm/hr)	Peak Flow (L/s)
A-1	266.95	0	0.90	0	0.90	266.95	0.25	0.25	66.7375	15	55.1	1
A-2	397.14	349.12	0.90	0	0.90	48.02	0.25	0.82	326.213	15	55.1	5
A-3	288.34	0	0.90	111.07	0.90	177.27	0.25	0.50	144.2805	15	55.1	2
A-4	1095.5	0	0.90	947.07	0.90	148.39	0.25	0.81	889.4605	15	55.1	14
										<b>TOTAL</b>		22

POST-DEVELOPMENT												
LOCATION		AREAS								DESIGN FLOW		
Catchment Areas	Area (m <sup>2</sup> )	Building Area (m <sup>2</sup> )	C	Asphalt & Gravel Area (m <sup>2</sup> )	C	Landscaped Area (m <sup>2</sup> )	C	Average C	C x A (m <sup>2</sup> )	Time of Concentration	I (mm/hr)	Peak Flow (L/s)
A-1	189	0	0.90	0	0.90	189	0.25	0.25	47.25	15	55.1	1
A-2	542	542	0.90	0	0.90	0	0.25	0.90	487.8	15	55.1	7
A-3	1131	0	0.90	972	0.90	159	0.25	0.81	914.55	15	55.1	14
A-4	123.3	0	0.90	0	0.90	123.3	0.25	0.25	30.825	15	55.1	0
A-5	62.3	0	0.90	62.3	0.90	0	0.25	0.90	56.07	15	55.1	1
										<b>TOTAL</b>		24



## 1:2 YEAR STORM

**Project:** Otis Gananoque

**Location:** 580 King St. E., Gananoque

**Client:** Otis Properties

STORAGE REQUIREMENTS					
TIME	(mm/hr)	(L/s)	(L/s)	STORAGE RATE (L/s)	(m <sup>3</sup> )
5	118.4	42	22	20	6
10	73.1	26	22	4	2
15	55.1	20	22	-2	-2
30	34	12	22	-10	-18
60	21	7	22	-15	-52



## 1:5 YEAR STORM

## Project: Otis Gananoque

**Location:** 580 King St. E., Gananoque

**Client:** Otis Properties

PRE-DEVELOPMENT												
LOCATION		AREAS								DESIGN FLOW		
Catchment Areas	Area (m <sup>2</sup> )	Building Area (m <sup>2</sup> )	C	Asphalt & Gravel Area (m <sup>2</sup> )	C	Landscaped Area (m <sup>2</sup> )	C	Average C	C x A (m <sup>2</sup> )	Time of Concentration	I (mm/hr)	Peak Flow (L/s)
A-1	266.95	0	0.90	0	0.90	266.95	0.25	0.25	66.7375	15	72.8	1
A-2	397.14	349.12	0.90	0	0.90	48.02	0.25	0.82	326.213	15	72.8	7
A-3	288.34	0	0.90	111.07	0.90	177.27	0.25	0.50	144.2805	15	72.8	3
A-4	1095.5	0	0.90	947.07	0.90	148.39	0.25	0.81	889.4605	15	72.8	18
										<b>TOTAL</b>		29

POST-DEVELOPMENT												
LOCATION		AREAS								DESIGN FLOW		
Catchment Areas	Area (m <sup>2</sup> )	Building Area (m <sup>2</sup> )	C	Asphalt & Gravel Area (m <sup>2</sup> )	C	Landscaped Area (m <sup>2</sup> )	C	Average C	C x A (m <sup>2</sup> )	Time of Concentration	I (mm/hr)	Peak Flow (L/s)
A-1	189	0	0.90	0	0.90	189	0.25	0.25	47.25	15	72.8	1
A-2	542	542	0.90	0	0.90	0	0.25	0.90	487.8	15	72.8	10
A-3	1131	0	0.90	972	0.90	159	0.25	0.81	914.55	15	72.8	19
A-4	123.3	0	0.90	0	0.90	123.3	0.25	0.25	30.825	15	72.8	1
A-5	62.3	0	0.90	62.3	0.90	0	0.25	0.90	56.07	15	72.8	1
										<b>TOTAL</b>		31

## 1:5 YEAR STORM

**Project:** Otis Gananoque

**Location:** 580 King St. E., Gananoque

**Client:** Otis Properties

STORAGE REQUIREMENTS					
TIME	(mm/hr)	(L/s)	(L/s)	STORAGE RATE (L/s)	(m <sup>3</sup> )
5	156.5	55	29	26	8
10	96.5	34	29	5	3
15	72.8	26	29	-3	-3
30	44.9	16	29	-13	-24
60	27.7	10	29	-19	-69



## 1:100 YEAR STORM

## Project: Otis Gananoque

**Location:** 580 King St. E., Gananoque

**Client:** Otis Properties

PRE-DEVELOPMENT												
LOCATION		AREAS								DESIGN FLOW		
Catchment Areas	Area (m <sup>2</sup> )	Building Area (m <sup>2</sup> )	C	Asphalt & Gravel Area (m <sup>2</sup> )	C	Landscaped Area (m <sup>2</sup> )	C	Average C	C x A (m <sup>2</sup> )	Time of Concentration	I (mm/hr)	Peak Flow (L/s)
A-1	266.95	0	0.90	0	0.90	266.95	0.25	0.25	66.7375	15	121	2
A-2	397.14	349.12	0.90	0	0.90	48.02	0.25	0.82	326.213	15	121	11
A-3	288.34	0	0.90	111.07	0.90	177.27	0.25	0.50	144.2805	15	121	5
A-4	1095.5	0	0.90	947.07	0.90	148.39	0.25	0.81	889.4605	15	121	30
										<b>TOTAL</b>		48

POST-DEVELOPMENT												
LOCATION		AREAS								DESIGN FLOW		
Catchment Areas	Area (m <sup>2</sup> )	Building Area (m <sup>2</sup> )	C	Asphalt & Gravel Area (m <sup>2</sup> )	C	Landscaped Area (m <sup>2</sup> )	C	Average C	C x A (m <sup>2</sup> )	Time of Concentration	I (mm/hr)	Peak Flow (L/s)
A-1	189	0	0.90	0	0.90	189	0.25	0.25	47.25	15	121	2
A-2	542	542	0.90	0	0.90	0	0.25	0.90	487.8	15	121	16
A-3	1131	0	0.90	972	0.90	159	0.25	0.81	914.55	15	121	31
A-4	123.3	0	0.90	0	0.90	123.3	0.25	0.25	30.825	15	121	1
A-5	62.3	0	0.90	62.3	0.90	0	0.25	0.90	56.07	15	121	2
									<b>TOTAL</b>			52



# 1:100 YEAR STORM

**Project:** Otis Gananoque

**Location:** 580 King St. E., Gananoque

**Client:** Otis Properties

STORAGE REQUIREMENTS					
TIME	(mm/hr)	(L/s)	(L/s)	STORAGE RATE (L/s)	(m <sup>3</sup> )
5	260.4	92	48	44	13
10	160.6	57	48	9	5
15	121	43	48	-5	-5
30	74.6	26	48	-22	-39
60	46	16	48	-32	-114

Sanitary Sewer Calculation Sheet



DRAINAGE AREA DESCRIPTION								SANITARY FLOWS								PIPE DATA											
LOCATION	MANHOLE		INCREMENTAL AREA			CONTRIBUTING AREAS	Σ	Σ	q	Peak Factor	Peak Flow	Σ	Infiltration	Q	SIZE	SLOPE	AREA (m²)	WETTED PERIMETER	HYDRAULIC RADIUS	CAPACITY	Q/Qfull	VELOCITY	LENGTH	FALL			
	FROM	TO	Catchment	Area (ha)	Population Density (pp/ha)		Population	Population	P(1000)	(L/cap/day)	M	(L/s)	AREA (ha)	(L/s)	(L/s)	(mm)	(%)			(L/s)		(m/s)	(m)	(m)			
580 King St E	BLDG	MAIN	1	0.20	-	-	S1	-	-	5734.4	1.500	0.10	0.20	0.03	0.13	100	2.00%	0.0079	0.3142	0.0250	7.31	0.02	0.93	44	0.880		
DESIGN PARAMETER								Designed By:								PROJECT:											
Mannings n = 0.0130								D.F.								Commercial Building Addition											
Average Daily Flow (q)= 28000 L/ha/day (MOE Guidelines)								Checked By:								LOCATION:											
Infiltration Rate (I) = 0.14 L/s/ha (MOE Sanitary Sewers Design Criteria)								J.L.								580 King Street East, Gananoque											
								Dwg. Reference:								Project Number:											
								C-2								Date: Oct. 9, 2025											

## **Appendix B**

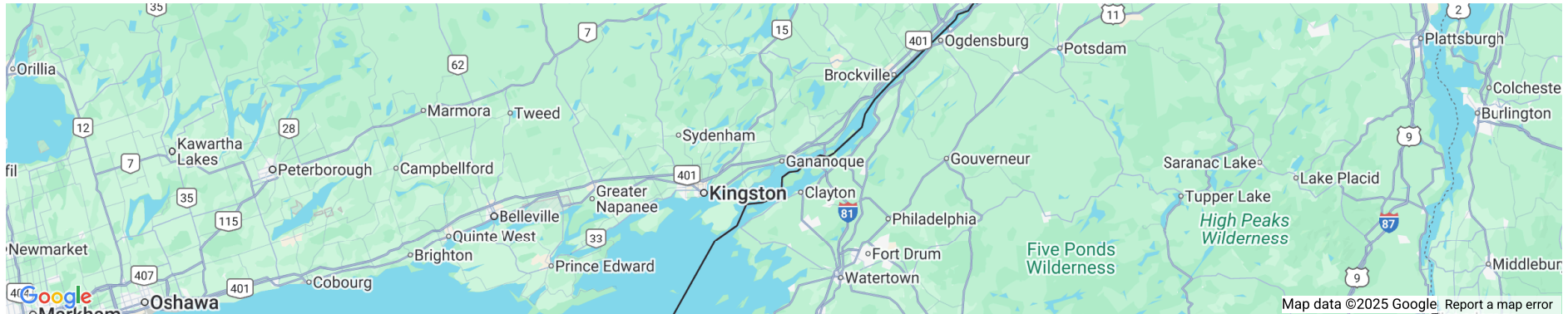
MTO IDF Data



## Active coordinate

44° 20' 15" N, 76° 9' 15" W (44.337500,-76.154167)

Retrieved: Tue, 22 Jul 2025 14:33:02 GMT



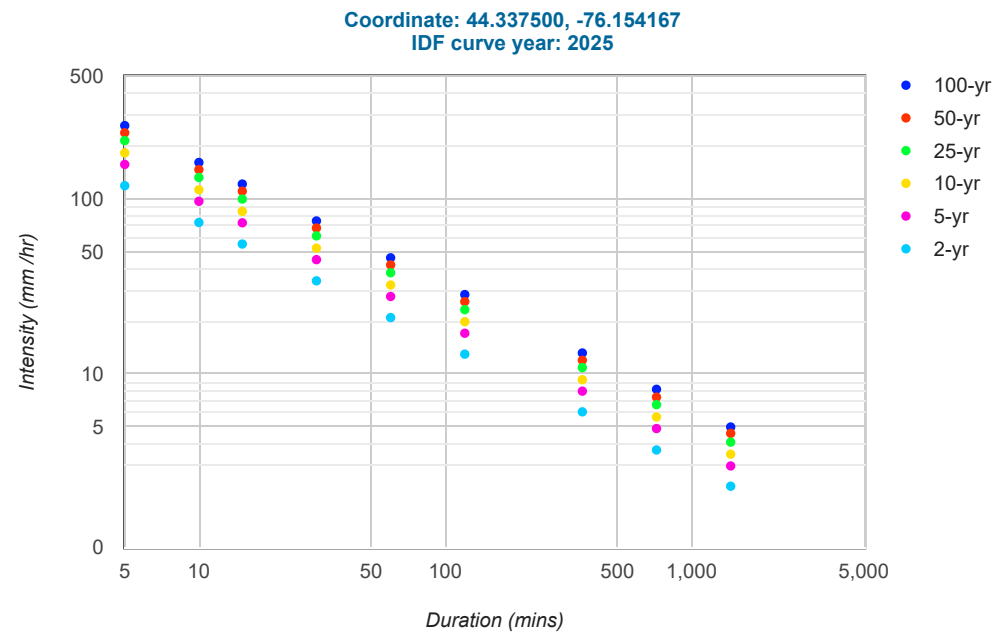
## Location summary

These are the locations in the selection.

**IDF Curve:** 44° 20' 15" N, 76° 9' 15" W (44.337500,-76.154167)

## Results

An IDF curve was found.



Coefficient summary

IDF Curve: 44° 20' 15" N, 76° 9' 15" W (44.337500,-76.154167)

Retrieved: Tue, 22 Jul 2025 14:33:02 GMT

Data year: 2010  
IDF curve year: 2025

Statistics

Rainfall intensity (mm hr<sup>-1</sup>)

Duration	5-min	10-min	15-min	30-min	1-hr	2-hr	6-hr	12-hr	24-hr
2-yr	118.4	73.1	55.1	34.0	21.0	13.0	6.1	3.7	2.3
5-yr	156.5	96.5	72.8	44.9	27.7	17.1	8.0	4.9	3.0
10-yr	182.1	112.3	84.6	52.2	32.2	19.9	9.3	5.7	3.5
25-yr	213.9	131.9	99.4	61.3	37.8	23.3	10.9	6.7	4.1
50-yr	237.1	146.2	110.2	68.0	41.9	25.9	12.0	7.4	4.6
100-yr	260.4	160.6	121.0	74.6	46.0	28.4	13.2	8.2	5.0

Rainfall depth (mm)

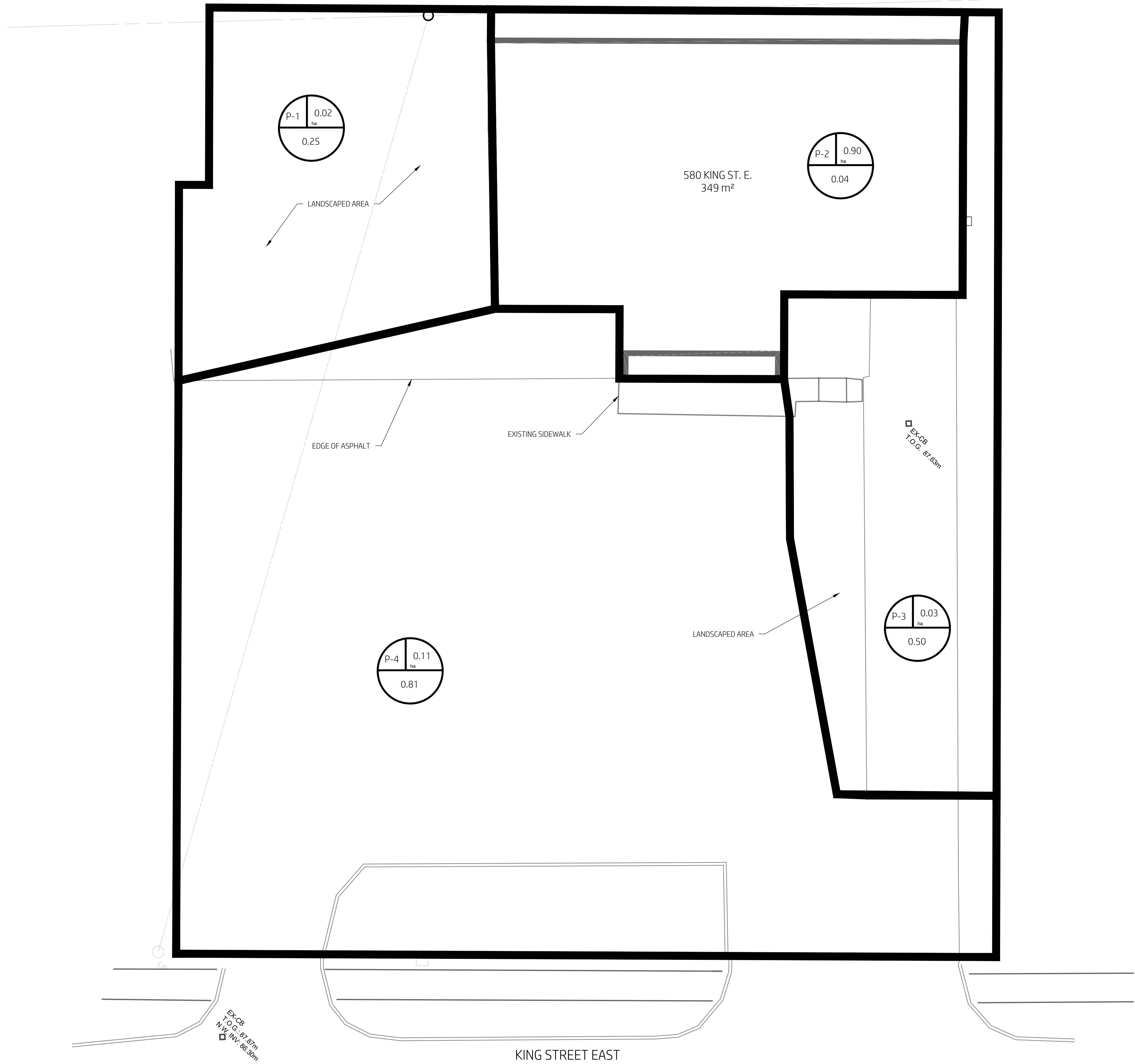

Duration	5-min	10-min	15-min	30-min	1-hr	2-hr	6-hr	12-hr	24-hr
2-yr	9.9	12.2	13.8	17.0	21.0	26.0	36.6	44.4	55.2
5-yr	13.0	16.1	18.2	22.4	27.7	34.2	48.0	58.8	72.0
10-yr	15.2	18.7	21.1	26.1	32.2	39.8	55.8	68.4	84.0
25-yr	17.8	22.0	24.9	30.6	37.8	46.6	65.4	80.4	98.4
50-yr	19.8	24.4	27.6	34.0	41.9	51.8	72.0	88.8	110.4
100-yr	21.7	26.8	30.3	37.3	46.0	56.8	79.2	98.4	120.0

Terms of Use

You agree to the [Terms of Use](#) of this site by reviewing, using, or interpreting these data.

## **Appendix C**

Pre & Post Development Drawings



3	02/10/26	Re-Issued for Report	DF
2	12/22/25	Re-Issued for Report	DF
1	10/27/25	Issued for Report	DF
No.	DATE	REVISIONS	BY

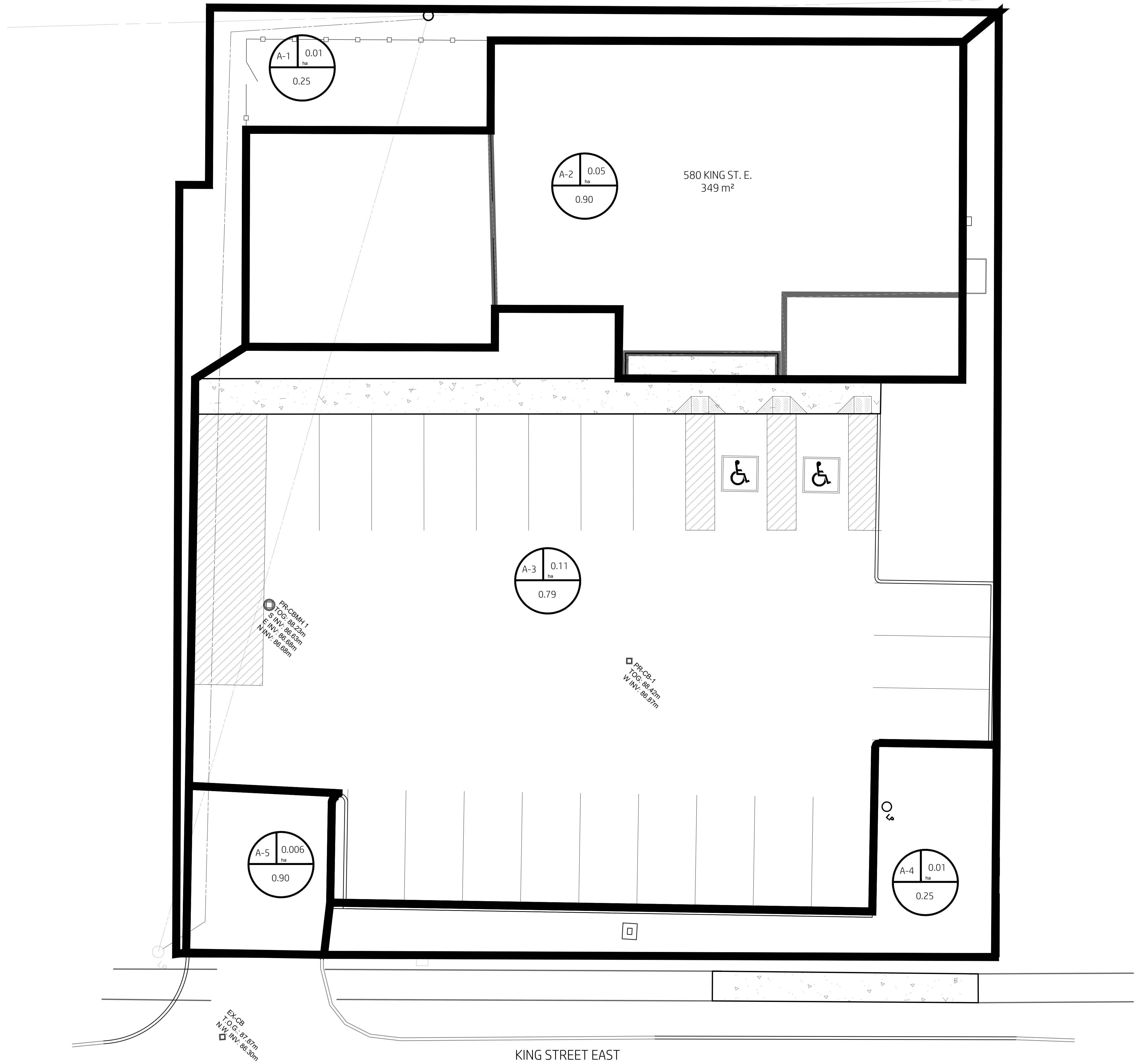

PROJECT: Commercial Building Addition  
580 King St. E., Gananoque

CLIENT: Otis Properties Limited

DRAWING TITLE: Pre-Development Drainage Areas

Client Project No.	F1336	Date	08/19/2025
Designed By:	J.L.	Drawn By:	D.F.
Scale	1:100		

PRE



No.	DATE	REVISIONS	BY
3	02/10/26	Re-Issued for Report	DF
2	12/22/25	Re-Issued for Report	DF
1	10/27/25	Issued for Report	DF

PROJECT: Commercial Building Addition  
580 King St. E.,  
Gananoque

CLIENT: Otis Properties Limited

DRAWING TITLE: Pre-Development Drainage Areas

Client Project No.	F1336	Date:	08/19/2025
Designed By:	J.L.	Drawn By:	D.F.
Scale:	1:100		

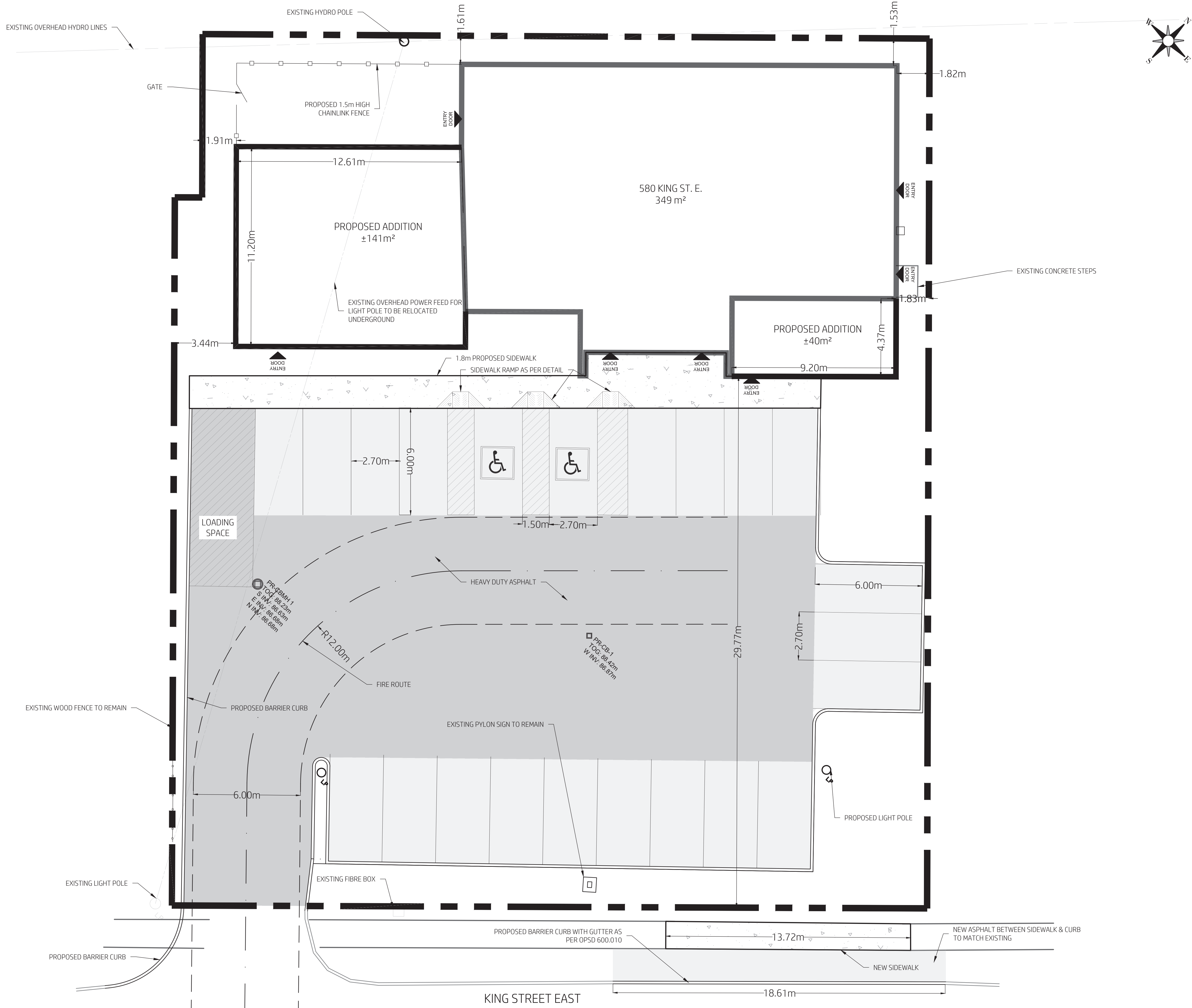
POST

## **Appendix D**

Design Drawings







PROJECT DATA

SITE COVERAGE

	EXISTING	PROPOSED
EXISTING BUILDING	349m <sup>2</sup>	
ADDITIONS		181m <sup>2</sup>
<b>TOTAL</b>		<b>530m<sup>2</sup></b>

ZONING

PROGRESSIVE COMMERCIAL DISTRICT

BUILDING SETBACKS	REQUIRED	EXISTING	PROPOSED
FRONT YARD	7.0m	29.79m	29.79m
REAR YARD	6.0m	1.53m	1.53m
EXT. SIDE YARD	4.5m	N/A	N/A
INT. SIDE YARD (EAST)	1.2m	1.82m	1.82m
INT. SIDE YARD (WEST)	1.2m	14.47m	1.91m
LOT AREA	464m <sup>2</sup>	2047m <sup>2</sup>	2047m <sup>2</sup>
LOT FRONTAGE	15m	42.30m	42.30m

BUILDING HEIGHT	12m	4.88m	4.88m
LOT COVERAGE (MAX)	60%	17%	23%

PARKING

	REQUIRED	EXISTING	PROPOSED
CLINIC	18	16	22
6 SPACES PER VET			
3 VETS ON STAFF			


5	02/08/26	Addition Added	DF
4	12/19/25	Revised per Comments	DF
3	11/12/25	Issued for Development Permit	DF
2	10/09/25	Issued for Review	DF
1	08/19/25	Issued for Discussion	DF

No.	DATE	REVISIONS	BY
-----	------	-----------	----

PROJECT: Commercial Building Addition  
580 King St. E.,  
Gananoque

Client: Otis Properties Limited

Drawing Title: Site Plan



Client Project No.	F1336	Date:	08/19/2025
Designed By:	J.L.	Drawn By:	D.F.
Scale:	1:100		


SP-2



EXISTING OVERHEAD HYDRO LINES

EXISTING HYDRO POLE

EXISTING HYDRO POLE



Legend

- PROPOSED ELEVATION
- EXISTING ELEVATION
- TOP OF GRATE ELEVATION
- TOP OF CONCRETE / CURB
- BOTTOM OF CONCRETE / CURB
- EXISTING MAJOR CONTOUR (1m)
- EXISTING MINOR CONTOUR (0.25m)

RELOCATED UNDERGROUND  
LIGHT POLE SERVICE.  
FINAL ROUTING TO BE  
DETERMINED BY THE TOWN AND  
HYDRO PROVIDER

45m RADIUS  
FROM FIRE  
HYDRANT

580 KING ST. E.  
F.F.E. 89.03m

PROPOSED ADDITION  
F.F.E. 89.03m

STM INV: 86.94m

PROPOSED ADDITION  
F.F.E. 89.03m

EXISTING STORM PIPE TO BE REMOVED

EXISTING GAS SERVICE

EXISTING CATCH BASIN AND STORM PIPE TO  
BE REMOVED

45m RADIUS  
FROM FIRE  
HYDRANT

EXISTING 19mmØ COPPER WATER SERVICE TO BE REMOVED

EXISTING 100mmØ SANITARY  
SERVICE TO BE REMOVED &  
REPLACED WITH 150mmØ PVC  
SDR35 SEWER PIPE

NEW 50mmØ WATER SERVICE

MATCH GRADE AT EXISTING SIDEWALK

MATCH GRADE AT EXISTING SIDEWALK


KING STREET EAST

5	02/08/26	Addition Added	DF
4	12/19/25	Revised per Comments	DF
3	11/12/25	Issued for Development Permit	DF
2	10/09/25	Issued for Review	DF
1	08/19/25	Issued for Discussion	DF
No.	DATE	REVISIONS	BY

Commercial Building  
Addition  
580 King St. E.,  
Gananoque

Client: Otis Properties Limited

Drawing Title: Servicing & Grading



Client Project No: F1336  
Design: J.L.  
Drawn: D.F.  
Scale: 1:100  
Date: 08/19/2025

C-1





1. THE ORIGINAL TOPOGRAPHY AND GROUND ELEVATIONS, SERVICING AND SURVEY DATA SHOWN ON THIS PLAN ARE SUPPLIED FOR INFORMATION PURPOSES ONLY. IT SHALL BE THE RESPONSIBILITY OF THE CONTRACTOR TO VERIFY THE ACCURACY OF ALL INFORMATION OBTAINED FROM THESE PLANS. ALL DIMENSIONS AND INVERTS MUST BE VERIFIED PRIOR TO CONSTRUCTION. IF THERE IS ANY DISCREPANCY THE CONTRACTOR IS TO NOTIFY THE ENGINEER PROMPTLY.
2. ALL ELEVATIONS ARE GEODETIC AND UTILIZE METRIC UNITS UNLESS OTHERWISE NOTED.
3. THE CONTRACTOR IS RESPONSIBLE FOR DETERMINING THE EXACT LOCATION, SIZE, MATERIAL AND ELEVATIONS OF ALL EXISTING UTILITIES PRIOR TO COMMENCING CONSTRUCTION. PROTECT AND ASSUME ALL RESPONSIBILITY FOR EXISTING UTILITIES WHETHER OR NOT SHOWN ON THE DRAWINGS. IF THERE ARE ANY DISCREPANCIES THE CONTRACTOR IS TO NOTIFY THE ENGINEER PROMPTLY. GAS, HYDRO, CABLE, TELEPHONE, OR ANY OTHER UTILITY THAT MAY EXIST ON SITE MUST BE LOCATED BY ITS OWN UTILITIES AND VERIFIED.
4. ALL UNDERGROUND SERVICES, MATERIALS AND INSTALLATIONS TO BE IN ACCORDANCE WITH ONTARIO PROVINCIAL STANDARDS AND SPECIFICATIONS UNLESS OTHERWISE STATED (OPSS).
5. ALL DISTURBED AREAS TO BE RESTORED TO ORIGINAL CONDITION OR BETTER UNLESS OTHERWISE SPECIFIED. ANY GRASSED AREAS DISTURBED ARE TO BE REINSTATED WITH MINIMUM 100mm TOPSOIL AND SEED. ROAD CUTS TO BE REINSTATED WITH TOPSOIL AND SEED.
6. THE CONTRACTOR IS RESPONSIBLE FOR ALL LAYOUT FOR CONSTRUCTION PURPOSES.
7. TREES DESIGNATED BY THE ENGINEER MUST BE PROTECTED AND MAINTAINED DURING CONSTRUCTION AS PER OPSS 220.010
8. CONTRACTOR TO OBTAIN AND PAY FOR ALL NECESSARY PERMITS FROM THE COUNTY, MUNICIPALITY AND/OR CONSERVATION AUTHORITY PRIOR TO COMMENCING CONSTRUCTION.
9. CONTRACTOR TO PROVIDE SHOP DRAWINGS FOR REVIEW AND APPROVAL.
10. HOT MIX, HOT LAID ASPHALT CONCRETE AS PER OPSS 1150. MIX DESIGNS SHALL CONTAIN A MINIMUM OF 5.4% ASPHALT CEMENT WITH A PERFORMANCE GRADE OF PG58-34 AND 3.5% AIR VOIDS.
11. ALL SIDE WALKS SHALL BE A MIN OF 1.5M WIDTH OR AS SPECIFIED AND CONSTRUCTED AS PER OPSS 310.010.
12. ALL SIDEWALKS ADJACENT TO ASPHALT PAVING TO HAVE MINIMUM 150mm BURIED FACE
13. PAINT LINES FOR STANDARD PARKING SPACES TO BE CAN/CGSB-1.74-2001, ALKID TRAFFIC PAINT, PAVEMENT SURFACE TO BE DRY, FREE FROM WEAR, FROST, ICE, DUST, OIL, GREASE AND OTHER FOREIGN MATERIALS PRIOR TO PAINTING. PAINT LINES TO BE UNIFORM COLOUR AND DENSITY WITH SHARP EDGES. PROTECT PAVEMENT MARKINGS UNTIL DRY.
14. ALL SIGNS INSTALLED AS PER ONTARIO TRAFFIC MANUAL BOOK 5 AND MUNICIPALITY STANDARDS.
15. GRADES TO MATCH ADJACENT PROPERTIES AT PROPERTY LINE.
16. SLOPES IN LANDSCAPED AREAS SHALL NOT EXCEED 3:1 (3 HORIZONTAL TO 1 VERTICAL).
17. BEDDING SHALL BE A MINIMUM 150MM OF GRANULAR "A", COMPACTED TO MINIMUM 98% STANDARD PROCTOR DRY DENSITY. CLEAR STONE BEDDING SHALL NOT BE PERMITTED.

28. ALL TEMPORARY SEDIMENT AND EROSION CONTROL MEASURES SHALL BE INSTALLED PRIOR TO CONSTRUCTION. CONTRACTOR TO MAINTAIN SILT FENCE.
29. CATCH BASIN TO BE AS PER OPSD 705.010. DISHED GRATE AS PER OPSD 400.010.
30. CBMH'S TO BE AS PER OPSD 701.010. DISHED GRATE AS PER OPSD 400.010.
31. INSULATE ALL SEWERS/SERVICES THAT HAVE LESS THAN 1.5M OF COVER WITH THERMAL INSULATION.
32. STORM SEWERS TO BE FLUSHED AND CCTV STUDY COMPLETED.
33. LEAK TESTING SHALL BE AS PER OPS5 AND TOWN OF GANANOQUE STANDARDS.

WATER

34. WATER SERVICE TO BE PVC DR9 OR APPROVED EQUIVALENT
35. CONSTRUCT ALL WATER SERVICES AND APPURTENANCES IN ACCORDANCE WITH OPS5 STANDARDS AND SPECIFICATIONS AS WELL AS TOWN OF GANANOQUE STANDARDS
36. WATER SERVICES ARE TO HAVE A MINIMUM COVER OF 2.1m OTHERWISE INSULATION IS REQUIRED AS PER DETAIL.
37. COORDINATE WATER SERVICE CONNECTION WITH THE TOWN OF GANANOQUE. CONNECTION TO BE BY A COMPETENT CONTRACTOR. EXCAVATION, BACKFILLING AND REINSTATEMENT ALSO DONE BY CONTRACTOR
38. TRACER WIRE TO BE INSTALLED ON WATER SERVICE AS PER OPS5 AND TOWN OF GANANOQUE STANDARDS.

39. ALL ELECTRICAL AND COMMUNICATION DUCTS TO HAVE A MIN OF 150mm OF SAND BEDDING AND COVER AS PER DETAIL.

40. MINIMUM OF 600mm COVER MUST BE PROVIDED ON ALL SERVICES.


5	02/08/26	Addition Added	DF
4	12/19/25	Revised per Comments	DF
3	11/12/25	Issued for Development Permit	DF
2	10/09/25	Issued for Review	DF
1	08/19/25	Issued for Discussion	DF

Project: Commercial Building  
Addition  
580 King St. E.,  
Gananoque

Client: **Otis Properties Limited**

Drawing Title:

Typical Details & Notes



Client Project No.: XXXXXXX		Date: mm/dd/yyyy
Designed By: X.X.	Drawn By: X.X.	Scale: As Shown

C-2

2/11/2026